



National Marine Manufacturers Association

nmma.org

ECONOMIC SIGNIFICANCE OF RECREATIONAL BOATING IN SOUTH CAROLINA



TOTAL ANNUAL ECONOMIC IMPACT OF RECREATIONAL BOATING:

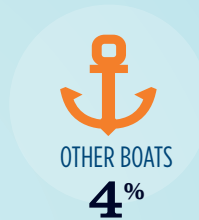

\$3.74 BILLION

Number of Recreational Boats*	392,531
Recreational Boating Industry Businesses	682
Total Jobs	29,526
Annual Recreational Boating-Related Spending	\$1.6 BILLION

RECREATIONAL BOATS IN SOUTH CAROLINA

TOTAL BOATS* ▶ **392,531**

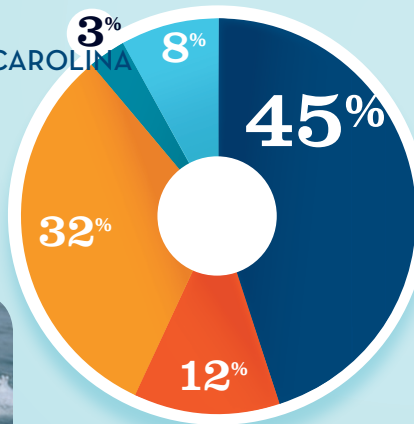
REGISTERED BOATS	392,531
Power boats	332,984
PWCs	38,687
Sailboats	5,625
Other Boats	15,235
HOUSEHOLDS PER BOAT	4.6



* Total boats are registered boats as reported by states to the USCG.

RECREATIONAL BOATING CREATES JOBS IN SOUTH CAROLINA

TOTAL BOATING JOBS	7,426
Boat Building	584
Motor / Engine Mfgr.	242
Accessory / Supplies Mfgr.	2,374
Dealers / Wholesalers	869
Boat Services	3,357

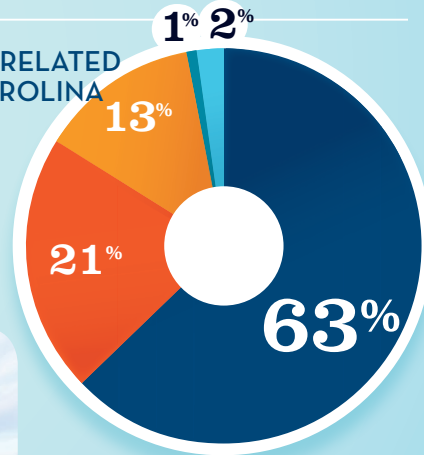


● BOAT BUILDING
● MOTOR/ENG. MFGR.
● ACC./SUPPLIES MFGR.
● DLRS/WHOLESALEERS
● BOAT SERVICES



RECREATIONAL BOATING-RELATED BUSINESSES IN SOUTH CAROLINA

TOTAL BUSINESSES	682
Boat Building	12
Motor / Engine Mfgr.	6
Accessory / Supplies Mfgr.	86
Dealers / Wholesalers	145
Boat Services	433

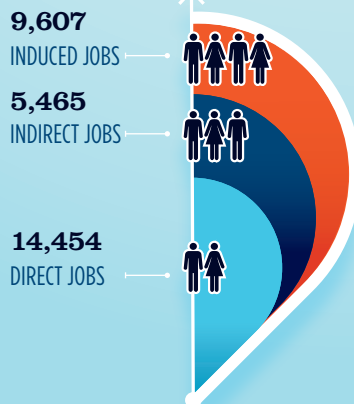


● BOAT BUILDING
● MOTOR/ENG. MFGR.
● ACC./SUPPLIES MFGR.
● DLRS/WHOLESALEERS
● BOAT SERVICES



ESTIMATED JOBS IMPACT OF RECREATIONAL BOATING-RELATED SPENDING IN SOUTH CAROLINA

EST. TOTAL JOBS	▶ 29,526
EST. TOTAL LABOR INCOME	▶ \$1,221.2 MILLIONS
Est. Direct Income	\$495.0
Est. Indirect Income	\$305.7
Est. Induced Income	\$420.5



RECREATIONAL BOATING INDUSTRY SALES IN SOUTH CAROLINA

Boat Building	\$118.8	\$118.8 MILLION
Motor / Engine Mfgr.	\$112.9	\$112.9 MILLION
Accessory / Supplies Mfgr.	\$491.0	\$491.0 MILLION
TOTAL MFGR. SALES	▶ \$722.7	
Dealers / Wholesalers	\$427.4	\$427.4 MILLION
Boat Services	\$846.7	\$846.7 MILLION
TOTAL RETAIL & SERVICES SALES	▶ \$1,274.1	

● BOAT BUILDING
● MOTOR/ENG. MFGR.
● ACC./SUPPLIES MFGR.
● DLRS/WHOLESALEERS
● BOAT SERVICES

0 200 400 600 800 1000