



National Marine Manufacturers Association

nmma.org

ECONOMIC SIGNIFICANCE OF RECREATIONAL BOATING IN VERMONT



**TOTAL ANNUAL
ECONOMIC IMPACT
OF RECREATIONAL BOATING:**

\$287.4 MILLION

Number of Recreational Boats*	29,259
Recreational Boating Industry Businesses	172
Total Jobs	2,288
Annual Recreational Boating-Related Spending	\$121.7 MILLION

RECREATIONAL BOATS IN VERMONT

TOTAL BOATS* ▶ **29,259**

REGISTERED BOATS 29,259

Power boats	25,742
PWCs	1,484
Sailboats	1,127
Other Boats	906

HOUSEHOLDS PER BOAT 8.8



POWER BOATS
88%



PWCs
5%



SAILBOATS
4%



OTHER BOATS
3%

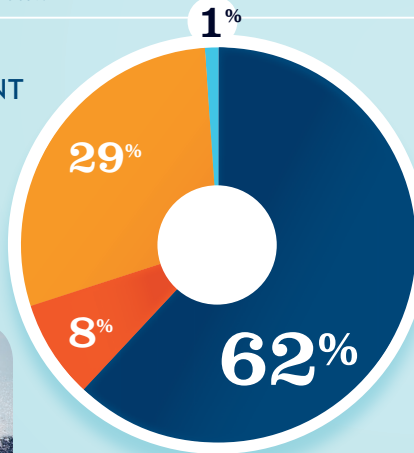


* Total boats are registered boats as reported by states to the USCG.

RECREATIONAL BOATING CREATES JOBS IN VERMONT

TOTAL BOATING JOBS ▶ **1,456**

Boat Building	10
Motor / Engine Mfr.	-
Accessory / Supplies Mfr.	429
Dealers / Wholesalers	113
Boat Services	904



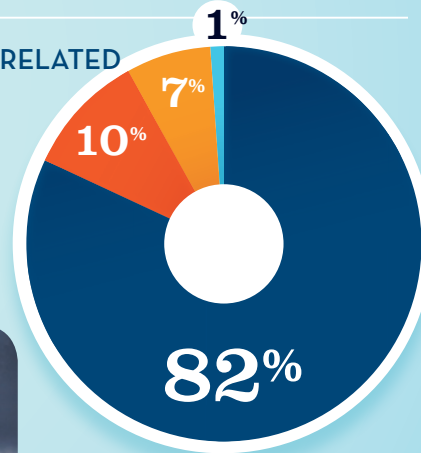
BOAT BUILDING DLRS/WHOLESALE
MOTOR/ENG. MFR.† BOAT SERVICES
ACC./SUPPLIES MFR. † 0%



RECREATIONAL BOATING-RELATED BUSINESSES IN VERMONT

TOTAL BUSINESSES ▶ **172**

Boat Building	1
Motor / Engine Mfr.	-
Accessory / Supplies Mfr.	12
Dealers / Wholesalers	17
Boat Services	142



BOAT BUILDING DLRS/WHOLESALE
MOTOR/ENG. MFR.† BOAT SERVICES
ACC./SUPPLIES MFR. † 0%



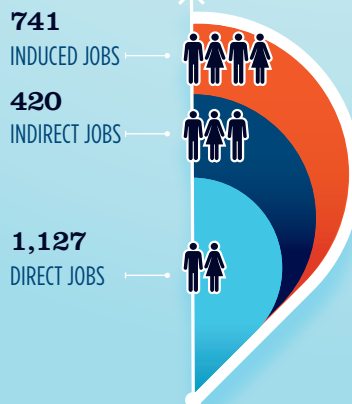
ESTIMATED JOBS IMPACT OF RECREATIONAL BOATING-RELATED SPENDING IN VERMONT

EST. TOTAL JOBS ▶ **2,288**

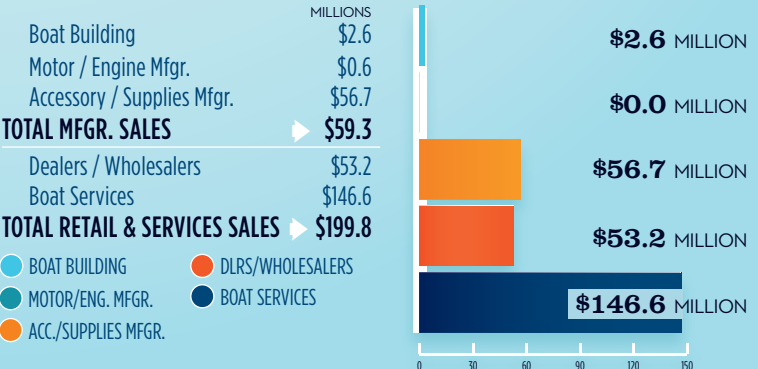
MILLIONS

EST. TOTAL LABOR INCOME **\$94.2**

Est. Direct Income	\$38.4
Est. Indirect Income	\$23.4
Est. Induced Income	\$32.4



RECREATIONAL BOATING INDUSTRY SALES IN VERMONT



Source: NMMA's Center of Knowledge; Recreational Marine Research Center at Michigan State University