



National Marine Manufacturers Association

nmma.org

ECONOMIC SIGNIFICANCE OF RECREATIONAL BOATING IN UTAH



TOTAL ANNUAL ECONOMIC IMPACT OF RECREATIONAL BOATING:


\$776.1 MILLION

Number of Recreational Boats*	71,499
Recreational Boating Industry Businesses	242
Total Jobs	6,150
Annual Recreational Boating-Related Spending	\$327.5 MILLION

RECREATIONAL BOATS IN UTAH

TOTAL BOATS* **71,499**

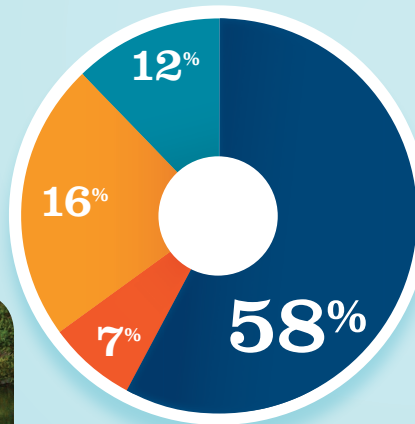
REGISTERED BOATS	71,499
Power boats	54,704
PWCs	13,656
Sailboats	1,406
Other Boats	1,733
HOUSEHOLDS PER BOAT	12.5



* Total boats are registered boats as reported by states to the USCG.

RECREATIONAL BOATING CREATES JOBS IN UTAH

TOTAL BOATING JOBS	3,521
Boat Building	8
Motor / Engine Mfgr.	433
Accessory / Supplies Mfgr.	808
Dealers / Wholesalers	242
Boat Services	2,030

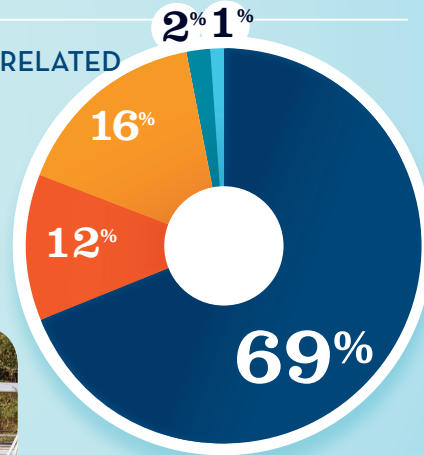


● BOAT BUILDING[†]
● DLRS/WHOLESALERS
● MOTOR/ENG. MFGR.
 ● BOAT SERVICES
● ACC./SUPPLIES MFGR.



RECREATIONAL BOATING-RELATED BUSINESSES IN UTAH

TOTAL BUSINESSES	242
Boat Building	3
Motor / Engine Mfgr.	4
Accessory / Supplies Mfgr.	38
Dealers / Wholesalers	30
Boat Services	167




● BOAT BUILDING
 ● DLRS/WHOLESALERS
● MOTOR/ENG. MFGR.
 ● BOAT SERVICES
● ACC./SUPPLIES MFGR.



ESTIMATED JOBS IMPACT OF RECREATIONAL BOATING-RELATED SPENDING IN UTAH

EST. TOTAL JOBS	6,150
EST. TOTAL LABOR INCOME	\$255.6 MILLIONS
Est. Direct Income	\$104.4
Est. Indirect Income	\$63.2
Est. Induced Income	\$88.0

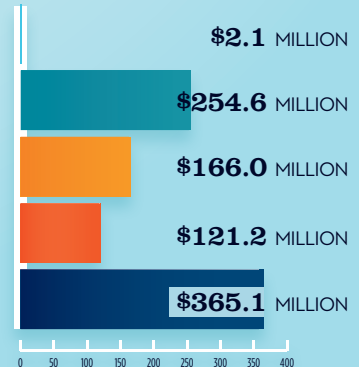


RECREATIONAL BOATING INDUSTRY SALES IN UTAH

Boat Building	\$2.1
Motor / Engine Mfgr.	\$254.6
Accessory / Supplies Mfgr.	\$166.0
TOTAL MFGR. SALES	\$422.7

Dealers / Wholesalers	\$121.2
Boat Services	\$365.1
TOTAL RETAIL & SERVICES SALES	\$486.3

● BOAT BUILDING
 ● DLRS/WHOLESALERS
● MOTOR/ENG. MFGR.
 ● BOAT SERVICES
● ACC./SUPPLIES MFGR.



Source: NMMMA's Center of Knowledge; Recreational Marine Research Center at Michigan State University