



National Marine Manufacturers Association

nmma.org

ECONOMIC SIGNIFICANCE OF RECREATIONAL BOATING IN SOUTH DAKOTA



TOTAL ANNUAL ECONOMIC IMPACT OF RECREATIONAL BOATING:

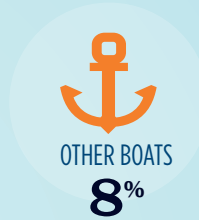

\$477.1 MILLION

Number of Recreational Boats*	55,066
Recreational Boating Industry Businesses	51
Total Jobs	3,717
Annual Recreational Boating-Related Spending	\$203.8 MILLION

RECREATIONAL BOATS IN SOUTH DAKOTA

TOTAL BOATS* **55,066**

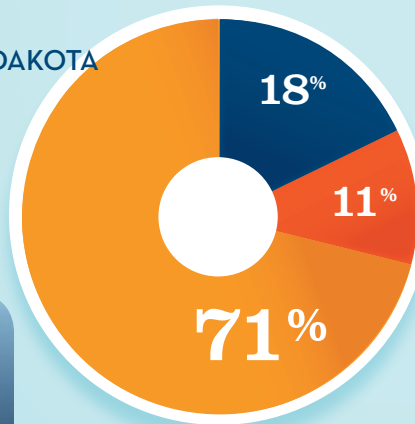
REGISTERED BOATS	55,066
Power boats	43,551
PWCs	6,438
Sailboats	667
Other Boats	4,410
HOUSEHOLDS PER BOAT	5.9



* Total boats are registered boats as reported by states to the USCG.

RECREATIONAL BOATING CREATES JOBS IN SOUTH DAKOTA

TOTAL BOATING JOBS	809
Boat Building	-
Motor / Engine Mfgr.	1
Accessory / Supplies Mfgr.	578
Dealers / Wholesalers	85
Boat Services	145

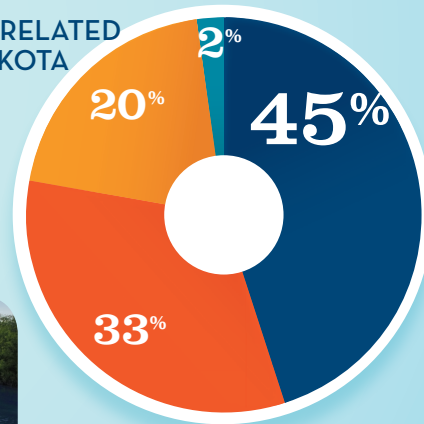


● BOAT BUILDING[†]
● DLRS/WHOLESALERS
 ● MOTOR/ENG. MFGR.[‡]
● BOAT SERVICES
 ● ACC./SUPPLIES MFGR.
 † 0%



RECREATIONAL BOATING-RELATED BUSINESSES IN SOUTH DAKOTA

TOTAL BUSINESSES	51
Boat Building	-
Motor / Engine Mfgr.	1
Accessory / Supplies Mfgr.	10
Dealers / Wholesalers	17
Boat Services	23

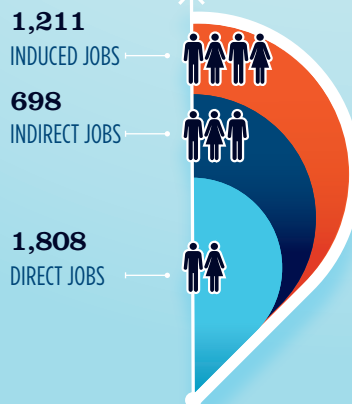


● BOAT BUILDING[†]
● DLRS/WHOLESALERS
 ● MOTOR/ENG. MFGR.
 ● BOAT SERVICES
 ● ACC./SUPPLIES MFGR.
 † 0%



ESTIMATED JOBS IMPACT OF RECREATIONAL BOATING-RELATED SPENDING IN SOUTH DAKOTA

EST. TOTAL JOBS	3,717
EST. TOTAL LABOR INCOME	\$154.0 MILLIONS
Est. Direct Income	\$61.8
Est. Indirect Income	\$39.2
Est. Induced Income	\$53.0



RECREATIONAL BOATING INDUSTRY SALES IN SOUTH DAKOTA

Boat Building	\$0.0	\$0.0 MILLION
Motor / Engine Mfgr.	\$0.6	
Accessory / Supplies Mfgr.	\$45.7	\$0.6 MILLION
TOTAL MFG. SALES	\$46.3	
Dealers / Wholesalers	\$40.0	
Boat Services	\$37.5	\$45.70 MILLION
TOTAL RETAIL & SERVICES SALES	\$77.5	\$40.0 MILLION
		\$37.5 MILLION

● BOAT BUILDING
 ● DLRS/WHOLESALERS
 ● MOTOR/ENG. MFGR.
 ● BOAT SERVICES
 ● ACC./SUPPLIES MFGR.