



National Marine Manufacturers Association

nmma.org

ECONOMIC SIGNIFICANCE OF RECREATIONAL BOATING IN NEVADA



TOTAL ANNUAL ECONOMIC IMPACT OF RECREATIONAL BOATING:


\$540.0 MILLION

Number of Recreational Boats*	50,424
Recreational Boating Industry Businesses	168
Total Jobs	4,307
Annual Recreational Boating-Related Spending	\$227.5 MILLION

RECREATIONAL BOATS IN NEVADA

TOTAL BOATS* **50,424**

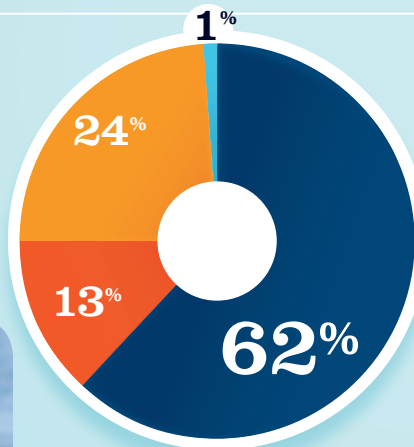
REGISTERED BOATS	50,424
Power boats	36,461
PWCs	11,377
Sailboats	1,278
Other Boats	1,308
HOUSEHOLDS PER BOAT	20.2



* Total boats are registered boats as reported by states to the USCG.

RECREATIONAL BOATING CREATES JOBS IN NEVADA

TOTAL BOATING JOBS	1,269
Boat Building	9
Motor / Engine Mfgr.	-
Accessory / Supplies Mfgr.	310
Dealers / Wholesalers	169
Boat Services	781

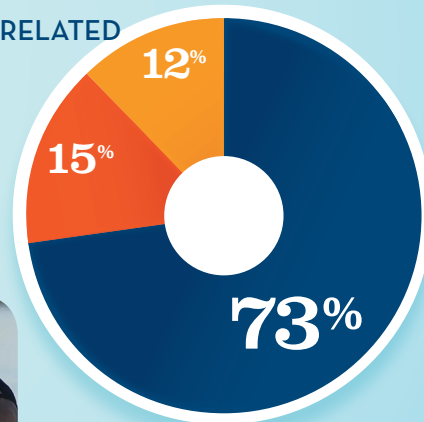


● BOAT BUILDING ● DLRS/WHOLESALERS
● MOTOR/ENG. MFG.† ● BOAT SERVICES
● ACC./SUPPLIES MFG. † 0%



RECREATIONAL BOATING-RELATED BUSINESSES IN NEVADA

TOTAL BUSINESSES	168
Boat Building	1
Motor / Engine Mfgr.	-
Accessory / Supplies Mfgr.	20
Dealers / Wholesalers	25
Boat Services	122

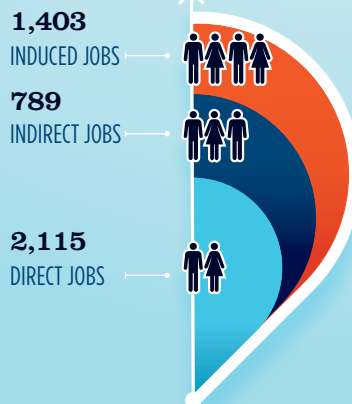


● BOAT BUILDING† ● DLRS/WHOLESALERS
● MOTOR/ENG. MFG.† ● BOAT SERVICES
● ACC./SUPPLIES MFG. † 0%



ESTIMATED JOBS IMPACT OF RECREATIONAL BOATING-RELATED SPENDING IN NEVADA

EST. TOTAL JOBS	4,307
EST. TOTAL LABOR INCOME	\$178.4 MILLIONS
Est. Direct Income	\$73.1
Est. Indirect Income	\$43.9
Est. Induced Income	\$61.4



RECREATIONAL BOATING INDUSTRY SALES IN NEVADA

Boat Building	\$2.3	\$2.3 MILLION
Motor / Engine Mfgr.	\$0.0	\$0.0 MILLION
Accessory / Supplies Mfgr.	\$67.8	\$67.8 MILLION
TOTAL MFG. SALES	\$70.1	
Dealers / Wholesalers	\$81.8	\$81.8 MILLION
Boat Services	\$172.7	\$172.7 MILLION
TOTAL RETAIL & SERVICES SALES	\$254.5	

● BOAT BUILDING ● DLRS/WHOLESALERS
● MOTOR/ENG. MFG. ● BOAT SERVICES
● ACC./SUPPLIES MFG.

Source: NMMMA's Center of Knowledge; Recreational Marine Research Center at Michigan State University