



National Marine Manufacturers Association

2012


TOGETHER, MAKING BOATING THE
PREFERRED CHOICE IN RECREATION

RECREATIONAL BOATING

ECONOMIC STUDY



In 2013 NMMA's Center of Knowledge contracted with the Recreational Marine Research Center at Michigan State University to update the 2008 Economic Value of Recreational Boating at the State and Congressional District Level. Each state and district datasheet includes the "total annual economic value of recreational boating", the number of recreational boating industry businesses, total jobs and annual recreational boating-related spending. The major work and analysis for this study was done by Drs. Edward Mahoney and Yue Cui of the Research Center.



About NMMA: National Marine Manufacturers Association (NMMA) is the leading association representing the recreational boating industry in North America. NMMA member companies produce more than 80 percent of the boats, engines, trailers, accessories and gear used by boaters and anglers throughout the U.S. and Canada. The association is dedicated to industry growth through programs in public policy advocacy, market statistics and research, product quality assurance and promotion of the boating lifestyle. For more information visit www.nmma.org.

○ TOTAL UNITED STATES

4

○ GREAT LAKES

6

Illinois	7	Minnesota	38
Indiana	20	Ohio	47
Michigan	28	Wisconsin	59

○ GULF COAST

68

Alabama	69	Mississippi	79
Louisiana	74	Texas	84

○ INLAND

94

Arizona	95	Nevada	125
Arkansas	99	New Mexico	126
Colorado	103	North Dakota	127
Idaho	107	Oklahoma	128
Iowa	108	South Dakota	131
Kansas	110	Tennessee	132
Kentucky	113	Utah	141
Missouri	116	Vermont	142
Montana	123	West Virginia	143
Nebraska	124	Wyoming	145

● MID ATLANTIC

146

Delaware	147	Pennsylvania	154
District of Columbia	148	Virginia	161
Maryland	149		

● NORTH ATLANTIC

167

Connecticut	168	New Jersey	179
Maine	173	New York	186
Massachusetts	174	Rhode Island	193
New Hampshire	178		

○ PACIFIC

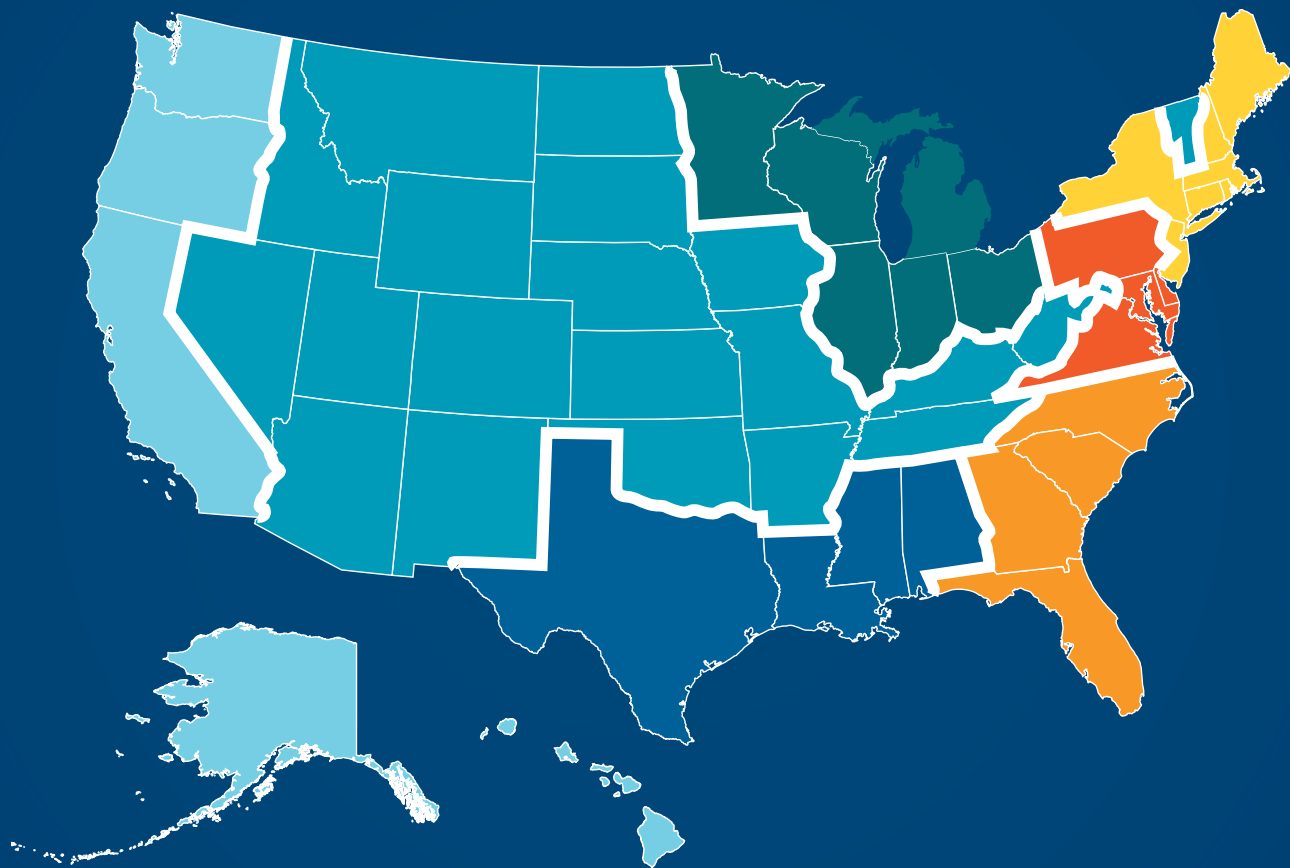
194

Alaska	195	Oregon	215
California	196	Washington	219
Hawaii	214		

● SOUTH ATLANTIC

226

Florida	227	North Carolina	263
Georgia	255	South Carolina	276



ALL STATES





National Marine Manufacturers Association

nmma.org

ECONOMIC SIGNIFICANCE OF RECREATIONAL BOATING IN THE UNITED STATES



TOTAL ANNUAL ECONOMIC IMPACT OF RECREATIONAL BOATING:

\$121.5 BILLION


Number of Recreational Boats*	12,182,157
Recreational Boating Industry Businesses	34,833
Total Jobs	963,818
Annual Recreational Boating-Related Spending	\$51.4 BILLION

RECREATIONAL BOATS IN THE USA

TOTAL BOATS* ▶ **12,182,157**

REGISTERED BOATS	12,182,157
Power boats	9,926,221
PWCs	1,268,624
Sailboats	249,803
Other Boats	737,509

HOUSEHOLDS PER BOAT ▶ **9.4**

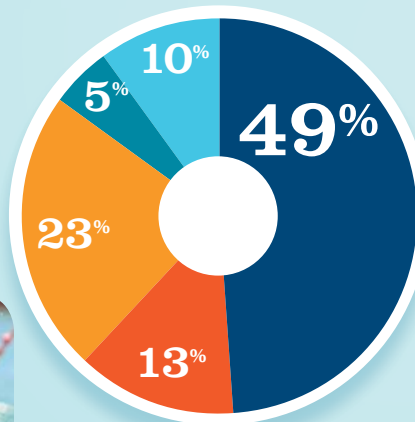


* Total boats are registered boats as reported by states to the USCG.

RECREATIONAL BOATING CREATES JOBS IN THE USA

TOTAL BOATING JOBS ▶ **338,526**

Boat Building	32,485
Motor / Engine Mfgr.	17,880
Accessory / Supplies Mfgr.	78,472
Dealers / Wholesalers	45,351
Boat Services	164,338



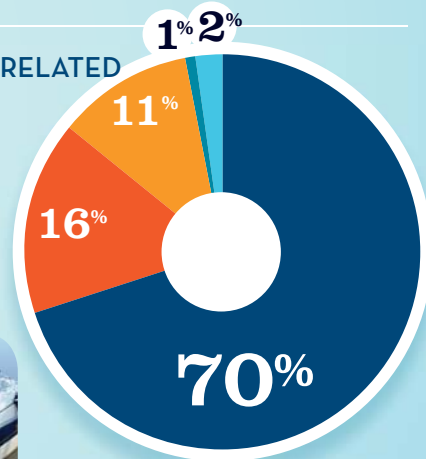
● BOAT BUILDING ● DLRS/WHOLESALE
● MOTOR/ENG. MFGR. ● BOAT SERVICES
● ACC./SUPPLIES MFGR.



RECREATIONAL BOATING-RELATED BUSINESSES IN THE USA

TOTAL BUSINESSES ▶ **34,833**

Boat Building	830
Motor / Engine Mfgr.	241
Accessory / Supplies Mfgr.	3,854
Dealers / Wholesalers	5,463
Boat Services	24,445



● BOAT BUILDING ● DLRS/WHOLESALE
● MOTOR/ENG. MFGR. ● BOAT SERVICES
● ACC./SUPPLIES MFGR.

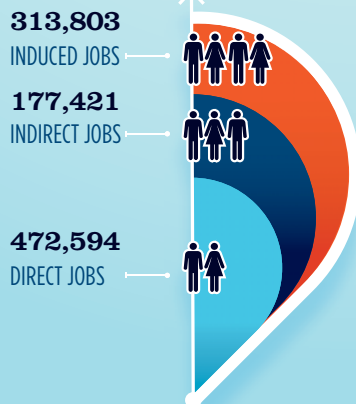


ESTIMATED JOBS IMPACT OF RECREATIONAL BOATING-RELATED SPENDING IN THE USA

EST. TOTAL JOBS ▶ **963,818**

EST. TOTAL LABOR INCOME ▶ **\$39.9** BILLIONS

Est. Direct Income	\$16.3
Est. Indirect Income	\$9.9
Est. Induced Income	\$13.7

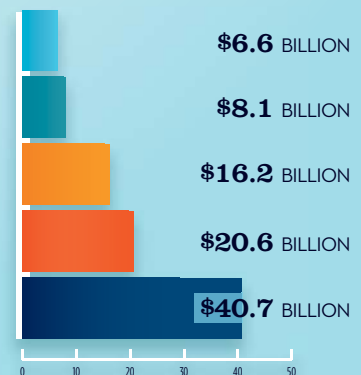


RECREATIONAL BOATING INDUSTRY SALES IN THE USA

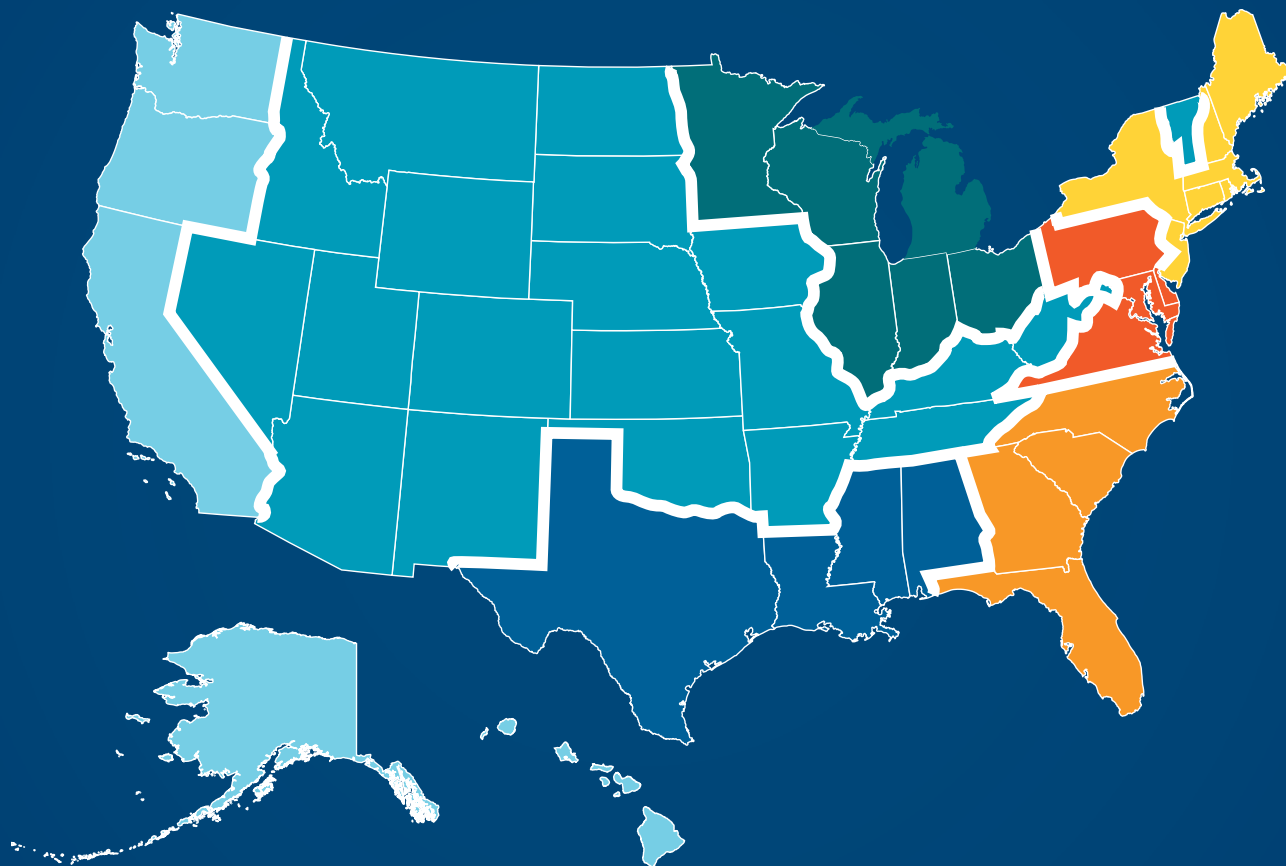
Boat Building	\$6.6
Motor / Engine Mfgr.	\$8.1
Accessory / Supplies Mfgr.	\$16.2
TOTAL MFG. SALES	\$30.9

Dealers / Wholesalers	\$20.6
Boat Services	\$40.7
TOTAL RETAIL & SERVICES SALES	\$61.3

● BOAT BUILDING ● DLRS/WHOLESALE
● MOTOR/ENG. MFGR. ● BOAT SERVICES
● ACC./SUPPLIES MFGR.



Source: NMMMA's Center of Knowledge; Recreational Marine Research Center at Michigan State University



GREAT LAKES





National Marine Manufacturers Association

nmma.org

ECONOMIC SIGNIFICANCE OF RECREATIONAL BOATING IN ILLINOIS



TOTAL ANNUAL ECONOMIC IMPACT OF RECREATIONAL BOATING:


\$3.93 BILLION

Number of Recreational Boats*	425,168
Recreational Boating Industry Businesses	648
Total Jobs	31,077
Annual Recreational Boating-Related Spending	\$1.7 BILLION

RECREATIONAL BOATS IN ILLINOIS

TOTAL BOATS* ▶ 425,168

REGISTERED BOATS	425,168
Power boats	318,360
PWCs	43,695
Sailboats	10,442
Other Boats	52,671
HOUSEHOLDS PER BOAT	11.4

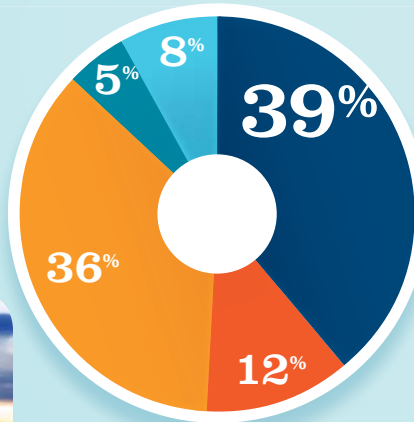


* Total boats are registered boats as reported by states to the USCG.

RECREATIONAL BOATING CREATES JOBS IN ILLINOIS

TOTAL BOATING JOBS ▶ 7,689

Boat Building	595
Motor / Engine Mfgr.	347
Accessory / Supplies Mfgr.	2,780
Dealers / Wholesalers	962
Boat Services	3,005



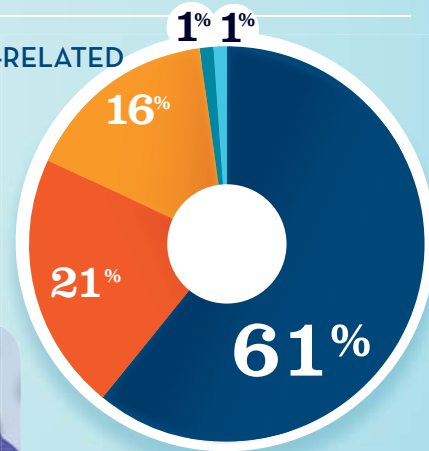
● BOAT BUILDING
 ● DLRS/WHOLESALEERS
● MOTOR/ENG. MFGR.
 ● BOAT SERVICES
● ACC./SUPPLIES MFGR.



RECREATIONAL BOATING-RELATED BUSINESSES IN ILLINOIS

TOTAL BUSINESSES ▶ 648

Boat Building	7
Motor / Engine Mfgr.	7
Accessory / Supplies Mfgr.	100
Dealers / Wholesalers	136
Boat Services	398



● BOAT BUILDING
 ● DLRS/WHOLESALEERS
● MOTOR/ENG. MFGR.
 ● BOAT SERVICES
● ACC./SUPPLIES MFGR.

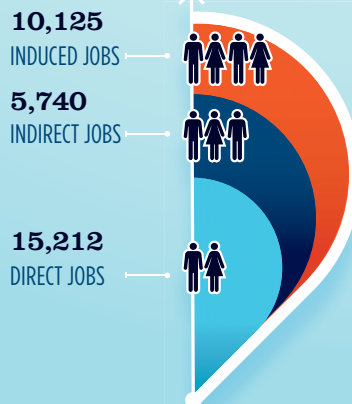


ESTIMATED JOBS IMPACT OF RECREATIONAL BOATING-RELATED SPENDING IN ILLINOIS

EST. TOTAL JOBS ▶ 31,077

EST. TOTAL LABOR INCOME ▶ \$1,287.1 MILLIONS

Est. Direct Income	\$523.3
Est. Indirect Income	\$320.6
Est. Induced Income	\$443.2



RECREATIONAL BOATING INDUSTRY SALES IN ILLINOIS

Boat Building	\$160.8 MILLION
Motor / Engine Mfgr.	\$199.4 MILLION
Accessory / Supplies Mfgr.	\$548.6 MILLION
TOTAL MFG. SALES	\$908.8
Dealers / Wholesalers	\$461.0 MILLION
Boat Services	\$755.4 MILLION
TOTAL RETAIL & SERVICES SALES	\$1,216.4

● BOAT BUILDING
 ● DLRS/WHOLESALEERS
● MOTOR/ENG. MFGR.
 ● BOAT SERVICES
● ACC./SUPPLIES MFGR.



National Marine Manufacturers Association

nmma.org

ECONOMIC SIGNIFICANCE OF RECREATIONAL BOATING IN ILLINOIS

CONGRESSIONAL DISTRICT 2

Number of Recreational Boats*	11,693
Recreational Boating Industry Businesses	36
Total Jobs	961
Annual Recreational Boating-Related Spending	\$51.5 MILLION





TOTAL ANNUAL ECONOMIC IMPACT OF RECREATIONAL BOATING:

\$121.7 MILLION

RECREATIONAL BOATS IN IL-2

TOTAL BOATS* **11,693**

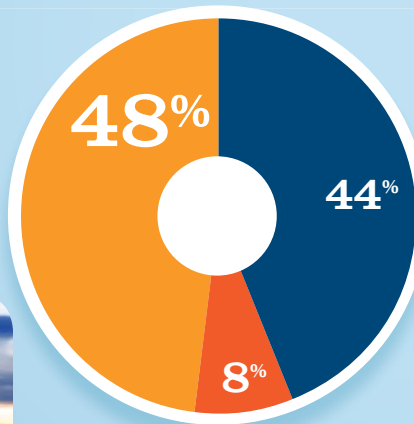
REGISTERED BOATS	11,693
Power boats	9,980
PWCs	1,322
Sailboats	200
Other Boats	191
HOUSEHOLDS PER BOAT	22.1



* Total boats are registered boats as reported by states to the USCG.

RECREATIONAL BOATING CREATES JOBS IN IL-2

TOTAL BOATING JOBS	325
Boat Building	-
Motor / Engine Mfgr.	-
Accessory / Supplies Mfgr.	157
Dealers / Wholesalers	26
Boat Services	142

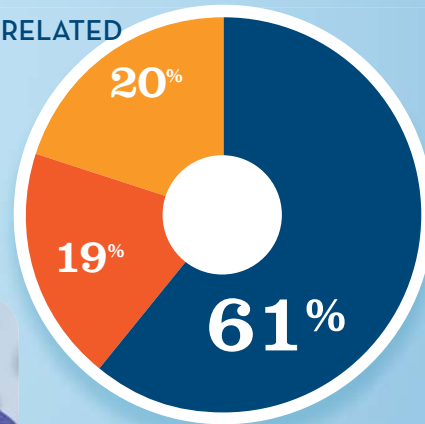


BOAT BUILDING †
MOTOR/ENG. MFGR. †
ACC./SUPPLIES MFGR.
DLRS/WHOLESALERS
BOAT SERVICES
† 0%



RECREATIONAL BOATING-RELATED BUSINESSES IN IL-2

TOTAL BUSINESSES	43
Boat Building	1
Motor / Engine Mfgr.	-
Accessory / Supplies Mfgr.	3
Dealers / Wholesalers	14
Boat Services	25

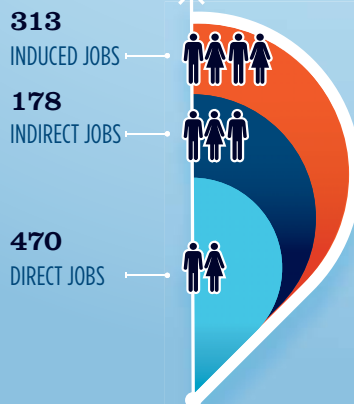


BOAT BUILDING †
MOTOR/ENG. MFGR. †
ACC./SUPPLIES MFGR.
DLRS/WHOLESALERS
BOAT SERVICES
† 0%



ESTIMATED JOBS IMPACT OF RECREATIONAL BOATING-RELATED SPENDING IN IL-2

EST. TOTAL JOBS	961
EST. TOTAL LABOR INCOME (MILLIONS)	\$39.8
Est. Direct Income	\$16.2
Est. Indirect Income	\$9.9
Est. Induced Income	\$13.7



RECREATIONAL BOATING INDUSTRY SALES IN IL-2

Boat Building	\$0.0	\$0.0 MILLION
Motor / Engine Mfgr.	\$0.0	\$0.0 MILLION
Accessory / Supplies Mfgr.	\$37.5	\$37.5 MILLION
TOTAL MFGR. SALES	\$37.5	
Dealers / Wholesalers	\$12.2	\$12.2 MILLION
Boat Services	\$28.6	\$28.6 MILLION
TOTAL RETAIL & SERVICES SALES	\$40.8	

BOAT BUILDING
MOTOR/ENG. MFGR.
ACC./SUPPLIES MFGR.
DLRS/WHOLESALERS
BOAT SERVICES

Source: NMMMA's Center of Knowledge; Recreational Marine Research Center at Michigan State University



National Marine Manufacturers Association

nmma.org

ECONOMIC SIGNIFICANCE OF RECREATIONAL BOATING IN ILLINOIS

CONGRESSIONAL DISTRICT 3

Number of Recreational Boats*	17,019
Recreational Boating Industry Businesses	25
Total Jobs	1,393
Annual Recreational Boating-Related Spending	\$74.5 MILLION

TOTAL ANNUAL ECONOMIC IMPACT OF RECREATIONAL BOATING:

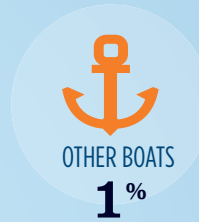

\$176.0 MILLION



RECREATIONAL BOATS IN IL-3

TOTAL BOATS* **17,019**

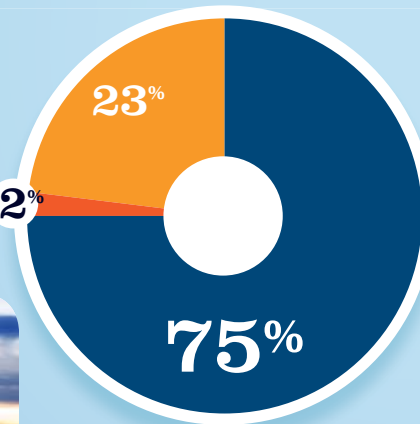
REGISTERED BOATS	17,019
Power boats	13,234
PWCs	3,181
Sailboats	383
Other Boats	221
HOUSEHOLDS PER BOAT	14.5



* Total boats are registered boats as reported by states to the USCG.

RECREATIONAL BOATING CREATES JOBS IN IL-3

TOTAL BOATING JOBS	349
Boat Building	-
Motor / Engine Mfgr.	-
Accessory / Supplies Mfgr.	80
Dealers / Wholesalers	8
Boat Services	261

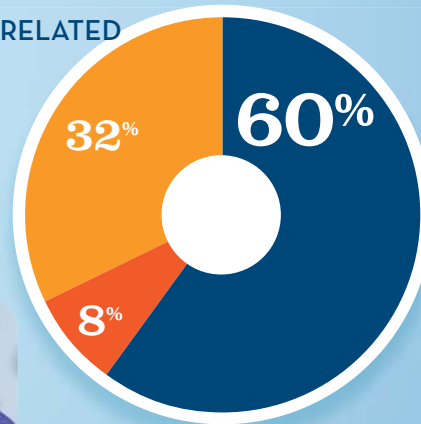


BOAT BUILDING †
MOTOR/ENG. MFGR. †
ACC./SUPPLIES MFGR.
DLRS/WHOLESALERS
BOAT SERVICES † 0%



RECREATIONAL BOATING-RELATED BUSINESSES IN IL-3

TOTAL BUSINESSES	25
Boat Building	-
Motor / Engine Mfgr.	-
Accessory / Supplies Mfgr.	8
Dealers / Wholesalers	2
Boat Services	15

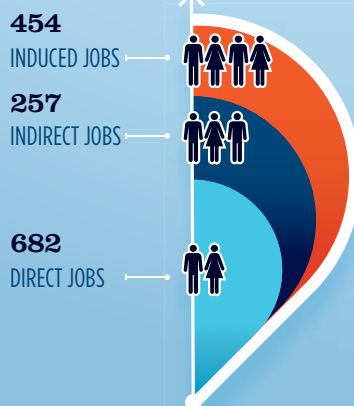


BOAT BUILDING †
MOTOR/ENG. MFGR. †
ACC./SUPPLIES MFGR.
DLRS/WHOLESALERS
BOAT SERVICES † 0%



ESTIMATED JOBS IMPACT OF RECREATIONAL BOATING-RELATED SPENDING IN IL-3

EST. TOTAL JOBS	1,393
EST. TOTAL LABOR INCOME	\$57.7 MILLIONS
Est. Direct Income	\$23.5
Est. Indirect Income	\$14.3
Est. Induced Income	\$19.9



RECREATIONAL BOATING INDUSTRY SALES IN IL-3

Boat Building	\$0.0	\$0.0 MILLION
Motor / Engine Mfgr.	\$0.0	\$0.0 MILLION
Accessory / Supplies Mfgr.	\$14.1	\$14.1 MILLION
TOTAL MFGR. SALES	\$14.1	
Dealers / Wholesalers	\$3.8	\$3.8 MILLION
Boat Services	\$48.5	\$48.5 MILLION
TOTAL RETAIL & SERVICES SALES	\$52.3	

BOAT BUILDING
MOTOR/ENG. MFGR.
ACC./SUPPLIES MFGR.
DLRS/WHOLESALERS
BOAT SERVICES

Source: NMMMA's Center of Knowledge; Recreational Marine Research Center at Michigan State University



National Marine Manufacturers Association

nmma.org

ECONOMIC SIGNIFICANCE OF RECREATIONAL BOATING IN ILLINOIS

CONGRESSIONAL DISTRICT 6

Number of Recreational Boats*	24,967
Recreational Boating Industry Businesses	25
Total Jobs	2,172
Annual Recreational Boating-Related Spending	\$115.3 MILLION

TOTAL ANNUAL ECONOMIC IMPACT OF RECREATIONAL BOATING:

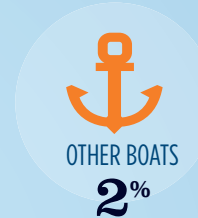

\$273.2 MILLION



RECREATIONAL BOATS IN IL-6

TOTAL BOATS* **24,967**

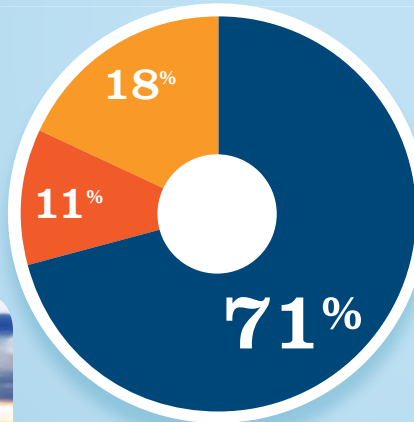
REGISTERED BOATS	24,967
Power boats	19,211
PWCs	4,216
Sailboats	1,040
Other Boats	500
HOUSEHOLDS PER BOAT	10.5



* Total boats are registered boats as reported by states to the USCG.

RECREATIONAL BOATING CREATES JOBS IN IL-6

TOTAL BOATING JOBS	166
Boat Building	-
Motor / Engine Mfgr.	-
Accessory / Supplies Mfgr.	29
Dealers / Wholesalers	19
Boat Services	118

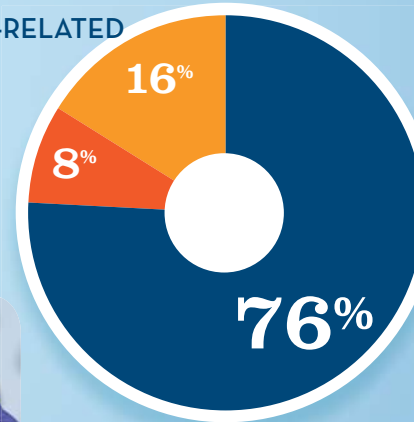


BOAT BUILDING †
MOTOR/ENG. MFGR. †
ACC./SUPPLIES MFGR.
DLRS/WHOLESALERS
BOAT SERVICES † 0%



RECREATIONAL BOATING-RELATED BUSINESSES IN IL-6

TOTAL BUSINESSES	25
Boat Building	-
Motor / Engine Mfgr.	-
Accessory / Supplies Mfgr.	4
Dealers / Wholesalers	2
Boat Services	19

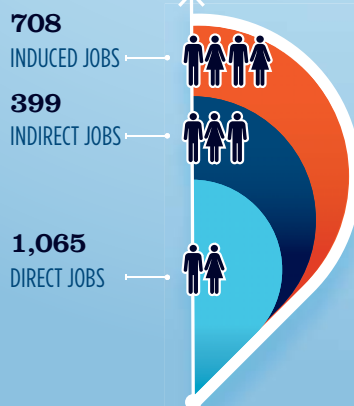


BOAT BUILDING †
MOTOR/ENG. MFGR. †
ACC./SUPPLIES MFGR.
DLRS/WHOLESALERS
BOAT SERVICES † 0%



ESTIMATED JOBS IMPACT OF RECREATIONAL BOATING-RELATED SPENDING IN IL-6

EST. TOTAL JOBS	2,172
EST. TOTAL LABOR INCOME (MILLIONS)	\$90.0
Est. Direct Income	\$36.8
Est. Indirect Income	\$22.2
Est. Induced Income	\$31.0



RECREATIONAL BOATING INDUSTRY SALES IN IL-6

Boat Building	\$0.0	\$0.0 MILLION
Motor / Engine Mfgr.	\$0.0	\$0.0 MILLION
Accessory / Supplies Mfgr.	\$6.9	\$6.9 MILLION
TOTAL MFGR. SALES	\$6.9	
Dealers / Wholesalers	\$8.9	\$8.9 MILLION
Boat Services	\$19.4	\$19.4 MILLION
TOTAL RETAIL & SERVICES SALES	\$28.3	

BOAT BUILDING
MOTOR/ENG. MFGR.
ACC./SUPPLIES MFGR.
DLRS/WHOLESALERS
BOAT SERVICES

Source: NMMMA's Center of Knowledge; Recreational Marine Research Center at Michigan State University



National Marine Manufacturers Association

nmma.org

ECONOMIC SIGNIFICANCE OF RECREATIONAL BOATING IN ILLINOIS

CONGRESSIONAL DISTRICT 8

Number of Recreational Boats*	13,391
Recreational Boating Industry Businesses	23
Total Jobs	1,125
Annual Recreational Boating-Related Spending	\$59.9 MILLION




TOTAL ANNUAL ECONOMIC IMPACT OF RECREATIONAL BOATING:

\$141.8 MILLION

RECREATIONAL BOATS IN IL-8

TOTAL BOATS* **13,391**

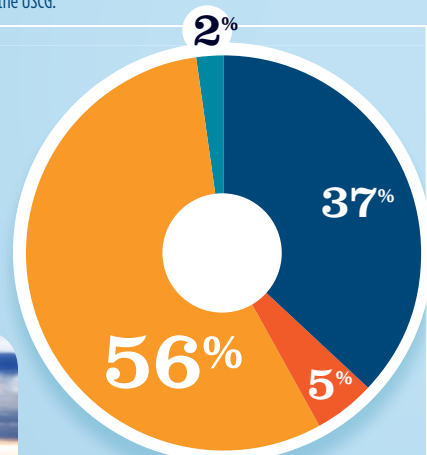
REGISTERED BOATS	13,391
Power boats	10,492
PWCs	2,231
Sailboats	434
Other Boats	234
HOUSEHOLDS PER BOAT	19.0



* Total boats are registered boats as reported by states to the USCG.

RECREATIONAL BOATING CREATES JOBS IN IL-8

TOTAL BOATING JOBS	315
Boat Building	-
Motor / Engine Mfgr.	7
Accessory / Supplies Mfgr.	175
Dealers / Wholesalers	15
Boat Services	118

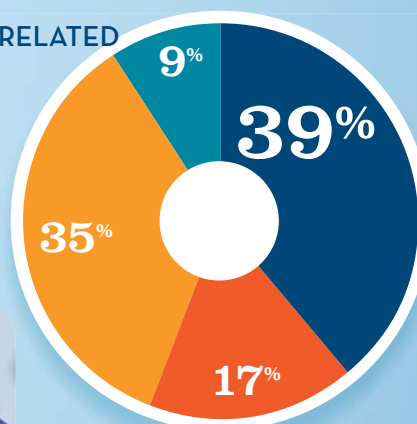


BOAT BUILDING †
MOTOR/ENG. MFGR.
ACC./SUPPLIES MFGR.
DLRS/WHOLESALERS
BOAT SERVICES
† 0%



RECREATIONAL BOATING-RELATED BUSINESSES IN IL-8

TOTAL BUSINESSES	23
Boat Building	-
Motor / Engine Mfgr.	2
Accessory / Supplies Mfgr.	8
Dealers / Wholesalers	4
Boat Services	9

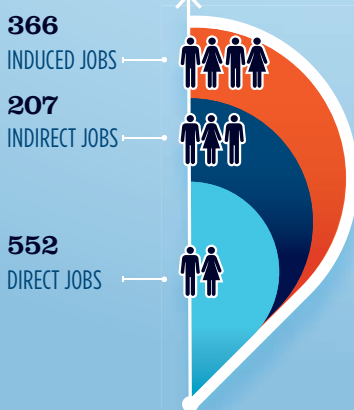


BOAT BUILDING †
MOTOR/ENG. MFGR.
ACC./SUPPLIES MFGR.
DLRS/WHOLESALERS
BOAT SERVICES
† 0%



ESTIMATED JOBS IMPACT OF RECREATIONAL BOATING-RELATED SPENDING IN IL-8

EST. TOTAL JOBS	1,125
EST. TOTAL LABOR INCOME	\$46.5 MILLIONS
Est. Direct Income	\$19.0
Est. Indirect Income	\$11.5
Est. Induced Income	\$16.0



RECREATIONAL BOATING INDUSTRY SALES IN IL-8

Boat Building	\$0.0	\$0.0 MILLION
Motor / Engine Mfgr.	\$4.1	\$4.1 MILLION
Accessory / Supplies Mfgr.	\$35.5	\$35.5 MILLION
TOTAL MFGR. SALES	\$39.6	
Dealers / Wholesalers	\$7.1	\$7.1 MILLION
Boat Services	\$27.3	\$27.3 MILLION
TOTAL RETAIL & SERVICES SALES	\$34.4	

BOAT BUILDING
MOTOR/ENG. MFGR.
ACC./SUPPLIES MFGR.
DLRS/WHOLESALERS
BOAT SERVICES

Source: NMMMA's Center of Knowledge; Recreational Marine Research Center at Michigan State University



National Marine Manufacturers Association

nmma.org

ECONOMIC SIGNIFICANCE OF RECREATIONAL BOATING IN ILLINOIS

CONGRESSIONAL DISTRICT 10

Number of Recreational Boats*	18,546
Recreational Boating Industry Businesses	65
Total Jobs	1,720
Annual Recreational Boating-Related Spending	\$90.3 MILLION

TOTAL ANNUAL ECONOMIC IMPACT OF RECREATIONAL BOATING:



\$214.8 MILLION



RECREATIONAL BOATS IN IL-10

TOTAL BOATS* 18,546

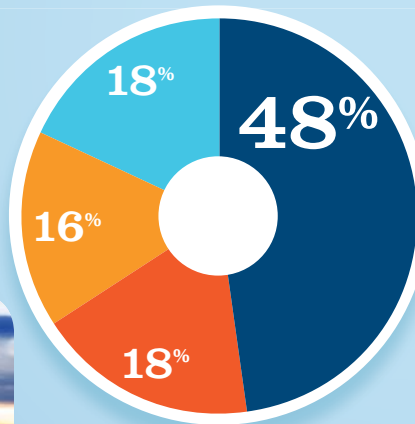
REGISTERED BOATS	18,546
Power boats	14,134
PWCs	3,066
Sailboats	1,048
Other Boats	298
HOUSEHOLDS PER BOAT	13.4



* Total boats are registered boats as reported by states to the USCG.

RECREATIONAL BOATING CREATES JOBS IN IL-10

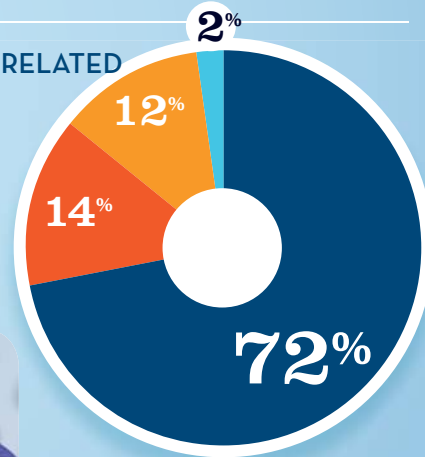
TOTAL BOATING JOBS	833
Boat Building	149
Motor / Engine Mfgr.	-
Accessory / Supplies Mfgr.	135
Dealers / Wholesalers	148
Boat Services	401



● BOAT BUILDING
 ● DLRS/WHOLESALERS
 ● MOTOR/ENG. MFGR. †
 ● BOAT SERVICES

RECREATIONAL BOATING-RELATED BUSINESSES IN IL-10

TOTAL BUSINESSES	65
Boat Building	1
Motor / Engine Mfgr.	-
Accessory / Supplies Mfgr.	8
Dealers / Wholesalers	9
Boat Services	47

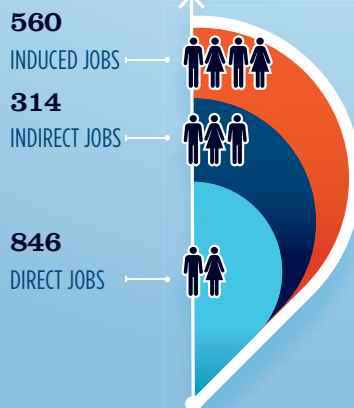


● BOAT BUILDING
 ● DLRS/WHOLESALERS
 ● MOTOR/ENG. MFGR. †
 ● BOAT SERVICES



ESTIMATED JOBS IMPACT OF RECREATIONAL BOATING-RELATED SPENDING IN IL-10

EST. TOTAL JOBS	1,720
EST. TOTAL LABOR INCOME (MILLIONS)	\$71.1
Est. Direct Income	\$29.2
Est. Indirect Income	\$17.4
Est. Induced Income	\$24.5



RECREATIONAL BOATING INDUSTRY SALES IN IL-10

Boat Building	\$0.0 MILLION
Motor / Engine Mfgr.	\$0.0 MILLION
Accessory / Supplies Mfgr.	\$33.3 MILLION
TOTAL MFGR. SALES	\$33.3
Dealers / Wholesalers	\$69.7 MILLION
Boat Services	\$96.8 MILLION
TOTAL RETAIL & SERVICES SALES	\$166.5

● BOAT BUILDING
 ● DLRS/WHOLESALERS
 ● MOTOR/ENG. MFGR.
 ● BOAT SERVICES
 ● ACC./SUPPLIES MFGR.



Source: NMMMA's Center of Knowledge; Recreational Marine Research Center at Michigan State University



National Marine Manufacturers Association

nmma.org

ECONOMIC SIGNIFICANCE OF RECREATIONAL BOATING IN ILLINOIS

CONGRESSIONAL DISTRICT 12

Number of Recreational Boats*	32,650
Recreational Boating Industry Businesses	48
Total Jobs	2,492
Annual Recreational Boating-Related Spending	\$134.7 MILLION





TOTAL ANNUAL ECONOMIC IMPACT OF RECREATIONAL BOATING:

\$316.9 MILLION

RECREATIONAL BOATS IN IL-12

TOTAL BOATS* ▶ **32,650**

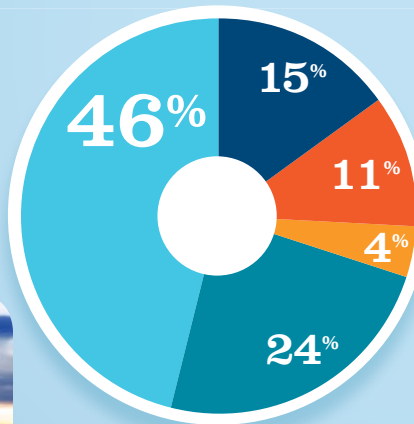
REGISTERED BOATS	32,650
Power boats	29,051
PWCs	2,661
Sailboats	376
Other Boats	562
HOUSEHOLDS PER BOAT	8.7



* Total boats are registered boats as reported by states to the USCG.

RECREATIONAL BOATING CREATES JOBS IN IL-12

TOTAL BOATING JOBS	▶ 924
Boat Building	426
Motor / Engine Mfgr.	225
Accessory / Supplies Mfgr.	38
Dealers / Wholesalers	98
Boat Services	137

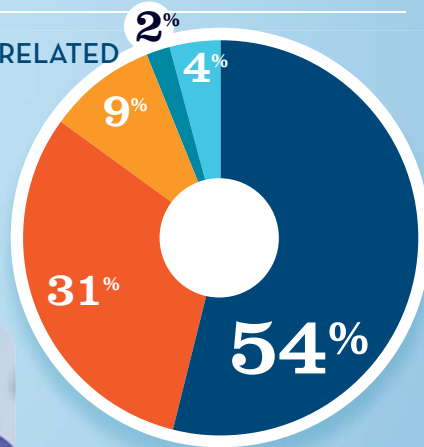


BOAT BUILDING (light blue), MOTOR/ENG. MFGR. (teal), DLRS/WHOLESALERS (orange), BOAT SERVICES (dark blue), ACC./SUPPLIES MFGR. (yellow)



RECREATIONAL BOATING-RELATED BUSINESSES IN IL-12

TOTAL BUSINESSES	▶ 48
Boat Building	2
Motor / Engine Mfgr.	1
Accessory / Supplies Mfgr.	4
Dealers / Wholesalers	15
Boat Services	26

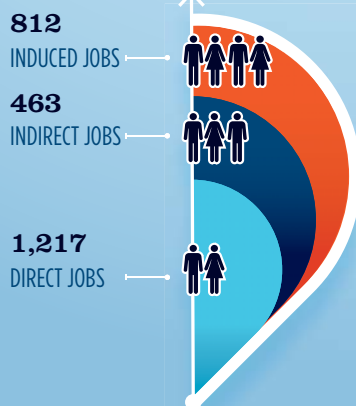


BOAT BUILDING (light blue), MOTOR/ENG. MFGR. (teal), DLRS/WHOLESALERS (orange), BOAT SERVICES (dark blue), ACC./SUPPLIES MFGR. (yellow)



ESTIMATED JOBS IMPACT OF RECREATIONAL BOATING-RELATED SPENDING IN IL-12

EST. TOTAL JOBS	▶ 2,492
EST. TOTAL LABOR INCOME	▶ \$103.3 MILLIONS
Est. Direct Income	\$41.8
Est. Indirect Income	\$25.9
Est. Induced Income	\$35.6



RECREATIONAL BOATING INDUSTRY SALES IN IL-12

Boat Building	\$155.6	\$155.6 MILLION
Motor / Engine Mfgr.	\$132.3	\$132.3 MILLION
Accessory / Supplies Mfgr.	\$7.6	\$7.6 MILLION
TOTAL MFGR. SALES	\$295.5	
Dealers / Wholesalers	\$46.4	\$46.4 MILLION
Boat Services	\$93.3	\$93.3 MILLION
TOTAL RETAIL & SERVICES SALES	\$139.7	

BOAT BUILDING (light blue), MOTOR/ENG. MFGR. (teal), DLRS/WHOLESALERS (orange), BOAT SERVICES (dark blue), ACC./SUPPLIES MFGR. (yellow)

Source: NMMMA's Center of Knowledge; Recreational Marine Research Center at Michigan State University



National Marine Manufacturers Association

nmma.org

ECONOMIC SIGNIFICANCE OF RECREATIONAL BOATING IN ILLINOIS

CONGRESSIONAL DISTRICT 13

Number of Recreational Boats*	25,580
Recreational Boating Industry Businesses	31
Total Jobs	2,136
Annual Recreational Boating-Related Spending	\$115.0 MILLION

TOTAL ANNUAL ECONOMIC IMPACT OF RECREATIONAL BOATING:


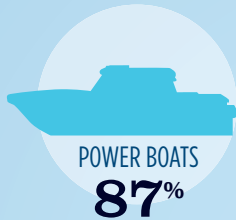
\$271.3 MILLION



RECREATIONAL BOATS IN IL-13

TOTAL BOATS* ▶ 25,580

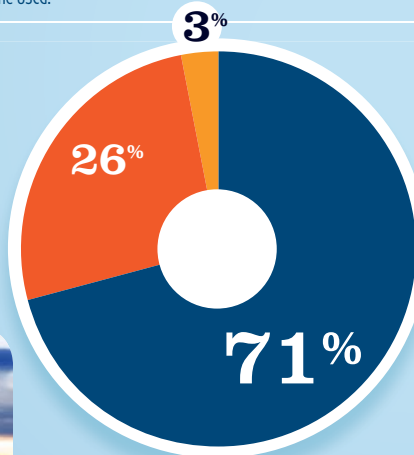
REGISTERED BOATS	25,580
Power boats	22,377
PWCs	2,219
Sailboats	499
Other Boats	485
HOUSEHOLDS PER BOAT	11.3



* Total boats are registered boats as reported by states to the USCG.

RECREATIONAL BOATING CREATES JOBS IN IL-13

TOTAL BOATING JOBS	▶ 367
Boat Building	-
Motor / Engine Mfgr.	-
Accessory / Supplies Mfgr.	11
Dealers / Wholesalers	94
Boat Services	262

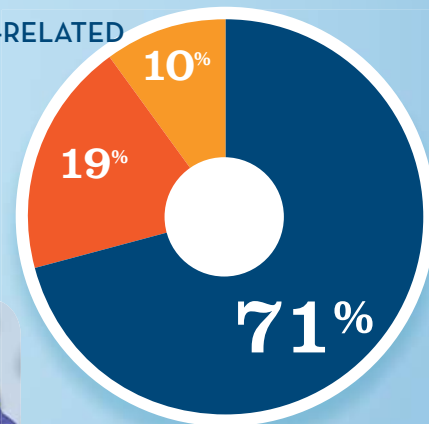


BOAT BUILDING †
MOTOR/ENG. MFGR. †
ACC./SUPPLIES MFGR.
DLRS/WHOLESALERS
BOAT SERVICES † 0%



RECREATIONAL BOATING-RELATED BUSINESSES IN IL-13

TOTAL BUSINESSES	▶ 31
Boat Building	-
Motor / Engine Mfgr.	-
Accessory / Supplies Mfgr.	3
Dealers / Wholesalers	6
Boat Services	22

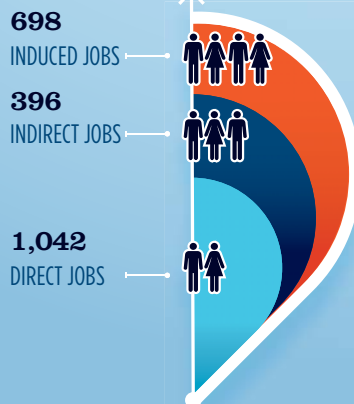


BOAT BUILDING †
MOTOR/ENG. MFGR. †
ACC./SUPPLIES MFGR.
DLRS/WHOLESALERS
BOAT SERVICES † 0%



ESTIMATED JOBS IMPACT OF RECREATIONAL BOATING-RELATED SPENDING IN IL-13

EST. TOTAL JOBS	▶ 2,136
EST. TOTAL LABOR INCOME	▶ \$88.7 MILLIONS
Est. Direct Income	\$36.0
Est. Indirect Income	\$22.2
Est. Induced Income	\$30.5



RECREATIONAL BOATING INDUSTRY SALES IN IL-13

Boat Building	\$0.0	\$0.0 MILLION
Motor / Engine Mfgr.	\$0.0	\$0.0 MILLION
Accessory / Supplies Mfgr.	\$2.9	\$2.9 MILLION
TOTAL MFGR. SALES	\$2.9	\$2.9 MILLION
Dealers / Wholesalers	\$44.5	\$44.5 MILLION
Boat Services	\$21.3	\$21.3 MILLION
TOTAL RETAIL & SERVICES SALES	\$65.8	\$65.8 MILLION

BOAT BUILDING
MOTOR/ENG. MFGR.
ACC./SUPPLIES MFGR.
DLRS/WHOLESALERS
BOAT SERVICES

Source: NMMMA's Center of Knowledge; Recreational Marine Research Center at Michigan State University



National Marine Manufacturers Association

nmma.org

ECONOMIC SIGNIFICANCE OF RECREATIONAL BOATING IN ILLINOIS

CONGRESSIONAL DISTRICT 14

Number of Recreational Boats*	35,821
Recreational Boating Industry Businesses	72
Total Jobs	2,975
Annual Recreational Boating-Related Spending	\$159.4 MILLION





TOTAL ANNUAL ECONOMIC IMPACT OF RECREATIONAL BOATING:

\$376.4 MILLION

RECREATIONAL BOATS IN IL-14

TOTAL BOATS* **35,821**

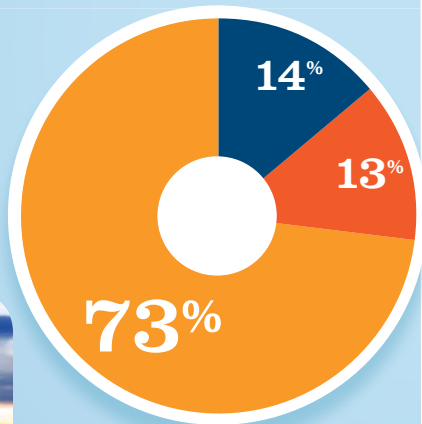
REGISTERED BOATS	35,821
Power boats	28,938
PWCs	5,195
Sailboats	871
Other Boats	817
HOUSEHOLDS PER BOAT	7.0



* Total boats are registered boats as reported by states to the USCG.

RECREATIONAL BOATING CREATES JOBS IN IL-14

TOTAL BOATING JOBS	1,208
Boat Building	-
Motor / Engine Mfgr.	-
Accessory / Supplies Mfgr.	883
Dealers / Wholesalers	160
Boat Services	165

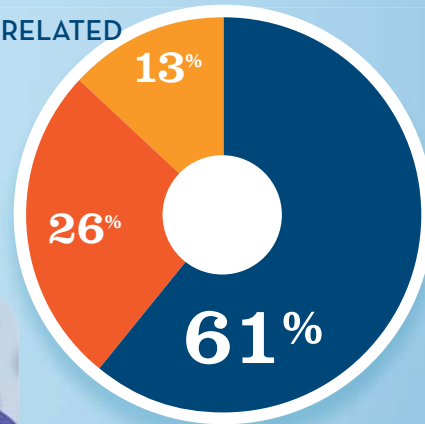


● BOAT BUILDING †
● MOTOR/ENG. MFGR. †
● ACC./SUPPLIES MFGR.
● DLRS/WHOLESALERS
● BOAT SERVICES
 † 0%



RECREATIONAL BOATING-RELATED BUSINESSES IN IL-14

TOTAL BUSINESSES	72
Boat Building	-
Motor / Engine Mfgr.	-
Accessory / Supplies Mfgr.	9
Dealers / Wholesalers	19
Boat Services	44

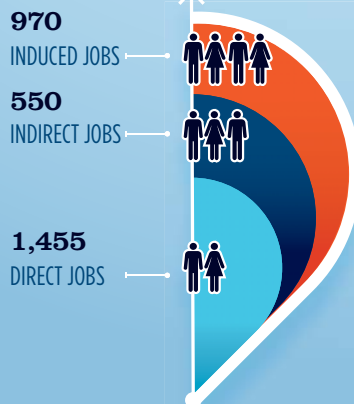


● BOAT BUILDING †
● MOTOR/ENG. MFGR. †
● ACC./SUPPLIES MFGR.
● DLRS/WHOLESALERS
● BOAT SERVICES
 † 0%



ESTIMATED JOBS IMPACT OF RECREATIONAL BOATING-RELATED SPENDING IN IL-14

EST. TOTAL JOBS	2,975
EST. TOTAL LABOR INCOME (MILLIONS)	\$123.2
Est. Direct Income	\$50.1
Est. Indirect Income	\$30.7
Est. Induced Income	\$42.4



RECREATIONAL BOATING INDUSTRY SALES IN IL-14

Boat Building	\$0.0	\$0.0 MILLION
Motor / Engine Mfgr.	\$0.0	\$0.0 MILLION
Accessory / Supplies Mfgr.	\$69.4	\$0.0 MILLION
TOTAL MFG. SALES	\$69.4	
Dealers / Wholesalers	\$77.8	\$69.4 MILLION
Boat Services	\$42.4	\$77.8 MILLION
TOTAL RETAIL & SERVICES SALES	\$120.2	
Boat Building		\$42.4 MILLION
MOTOR/ENG. MFGR.		
DLRS/WHOLESALERS		
BOAT SERVICES		
ACC./SUPPLIES MFGR.		

Source: NMMMA's Center of Knowledge; Recreational Marine Research Center at Michigan State University



National Marine Manufacturers Association

nmma.org

ECONOMIC SIGNIFICANCE OF RECREATIONAL BOATING IN ILLINOIS

CONGRESSIONAL DISTRICT 15

Number of Recreational Boats*	37,112
Recreational Boating Industry Businesses	42
Total Jobs	2,798
Annual Recreational Boating-Related Spending	\$151.7 MILLION





TOTAL ANNUAL ECONOMIC IMPACT OF RECREATIONAL BOATING:

\$356.7 MILLION

RECREATIONAL BOATS IN IL-15

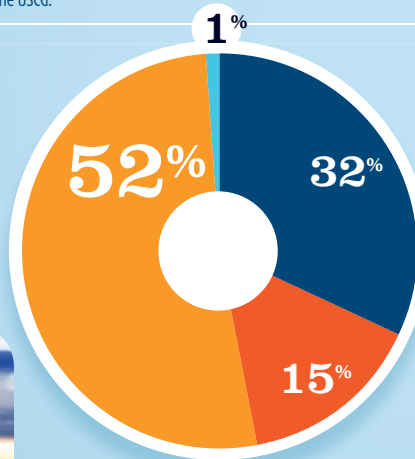
TOTAL BOATS*	37,112
REGISTERED BOATS	37,112
Power boats	33,554
PWCs	2,306
Sailboats	368
Other Boats	884
HOUSEHOLDS PER BOAT	7.4



* Total boats are registered boats as reported by states to the USCG.

RECREATIONAL BOATING CREATES JOBS IN IL-15

TOTAL BOATING JOBS	320
Boat Building	2
Motor / Engine Mfgr.	1
Accessory / Supplies Mfgr.	167
Dealers / Wholesalers	47
Boat Services	103

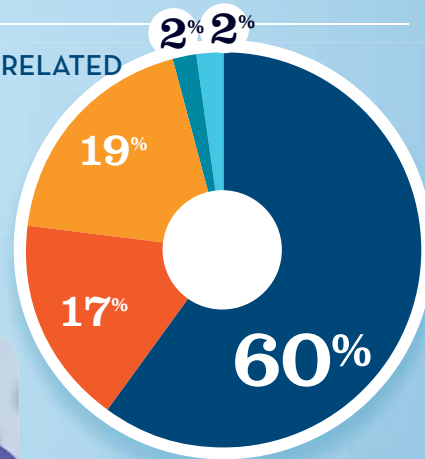


BOAT BUILDING 1%
MOTOR/ENG. MFGR. 1%
ACC./SUPPLIES MFGR. 52%
DLRS/WHOLESALERS 15%
BOAT SERVICES 32%



RECREATIONAL BOATING-RELATED BUSINESSES IN IL-15

TOTAL BUSINESSES	42
Boat Building	1
Motor / Engine Mfgr.	1
Accessory / Supplies Mfgr.	8
Dealers / Wholesalers	7
Boat Services	25

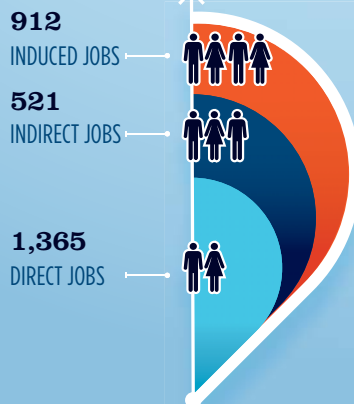


BOAT BUILDING 2%
MOTOR/ENG. MFGR. 2%
ACC./SUPPLIES MFGR. 19%
DLRS/WHOLESALERS 17%
BOAT SERVICES 60%



ESTIMATED JOBS IMPACT OF RECREATIONAL BOATING-RELATED SPENDING IN IL-15

EST. TOTAL JOBS	2,798
EST. TOTAL LABOR INCOME	\$115.9 MILLIONS
Est. Direct Income	\$46.8
Est. Indirect Income	\$29.2
Est. Induced Income	\$39.9



RECREATIONAL BOATING INDUSTRY SALES IN IL-15

Boat Building	\$0.5 MILLION
Motor / Engine Mfgr.	\$0.6 MILLION
Accessory / Supplies Mfgr.	\$56.3 MILLION
TOTAL MFG. SALES	\$57.4
Dealers / Wholesalers	\$22.1 MILLION
Boat Services	\$22.2 MILLION
TOTAL RETAIL & SERVICES SALES	\$44.3

BOAT BUILDING
MOTOR/ENG. MFGR.
ACC./SUPPLIES MFGR.
DLRS/WHOLESALERS
BOAT SERVICES

Source: NMMMA's Center of Knowledge; Recreational Marine Research Center at Michigan State University



National Marine Manufacturers Association

nmma.org

ECONOMIC SIGNIFICANCE OF RECREATIONAL BOATING IN ILLINOIS

CONGRESSIONAL DISTRICT 16

Number of Recreational Boats*	38,528
Recreational Boating Industry Businesses	53
Total Jobs	2,861
Annual Recreational Boating-Related Spending	\$155.2 MILLION



TOTAL ANNUAL ECONOMIC IMPACT OF RECREATIONAL BOATING:


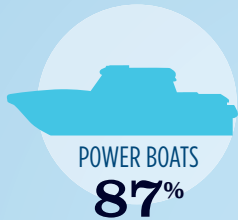
\$364.7 MILLION

RECREATIONAL BOATS IN IL-16

TOTAL BOATS* **38,528**

REGISTERED BOATS	38,528
Power boats	33,683
PWCs	3,215
Sailboats	556
Other Boats	1,074

HOUSEHOLDS PER BOAT **7.1**

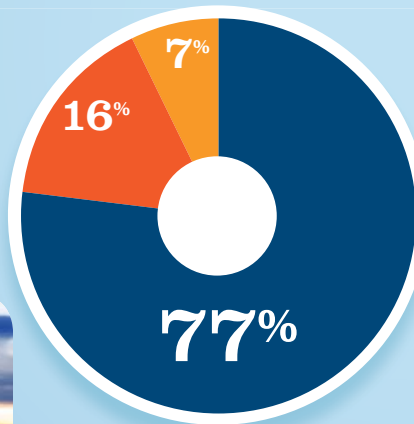


* Total boats are registered boats as reported by states to the USCG.

RECREATIONAL BOATING CREATES JOBS IN IL-16

TOTAL BOATING JOBS **396**

Boat Building	-
Motor / Engine Mfgr.	-
Accessory / Supplies Mfgr.	28
Dealers / Wholesalers	62
Boat Services	306



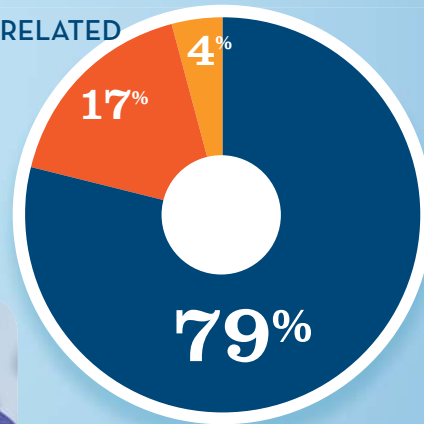
BOAT BUILDING †
MOTOR/ENG. MFGR. †
ACC./SUPPLIES MFGR.
DLRS/WHOLESALERS
BOAT SERVICES † 0%



RECREATIONAL BOATING-RELATED BUSINESSES IN IL-16

TOTAL BUSINESSES **53**

Boat Building	-
Motor / Engine Mfgr.	-
Accessory / Supplies Mfgr.	2
Dealers / Wholesalers	9
Boat Services	42



BOAT BUILDING †
MOTOR/ENG. MFGR. †
ACC./SUPPLIES MFGR.
DLRS/WHOLESALERS
BOAT SERVICES † 0%

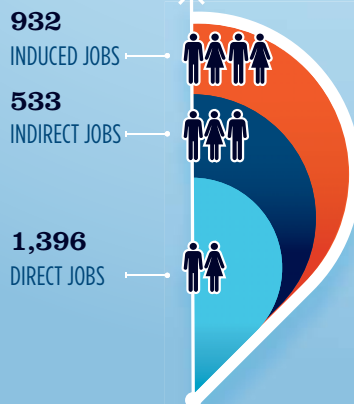


ESTIMATED JOBS IMPACT OF RECREATIONAL BOATING-RELATED SPENDING IN IL-16

EST. TOTAL JOBS **2,861**

EST. TOTAL LABOR INCOME **\$118.5** MILLIONS

Est. Direct Income	\$47.8
Est. Indirect Income	\$29.9
Est. Induced Income	\$40.8



RECREATIONAL BOATING INDUSTRY SALES IN IL-16

Boat Building	\$0.0	\$0.0 MILLION
Motor / Engine Mfgr.	\$0.0	\$0.0 MILLION
Accessory / Supplies Mfgr.	\$7.7	\$7.7 MILLION
TOTAL MFG. SALES	\$7.7	
Dealers / Wholesalers	\$29.2	\$29.2 MILLION
Boat Services	\$68.2	\$68.2 MILLION
TOTAL RETAIL & SERVICES SALES	\$97.4	

BOAT BUILDING
MOTOR/ENG. MFGR.
ACC./SUPPLIES MFGR.
DLRS/WHOLESALERS
BOAT SERVICES

Source: NMMMA's Center of Knowledge; Recreational Marine Research Center at Michigan State University



National Marine Manufacturers Association

nmma.org

ECONOMIC SIGNIFICANCE OF RECREATIONAL BOATING IN ILLINOIS

CONGRESSIONAL DISTRICT 17

Number of Recreational Boats*	33,361
Recreational Boating Industry Businesses	62
Total Jobs	2,494
Annual Recreational Boating-Related Spending	\$135.6 MILLION




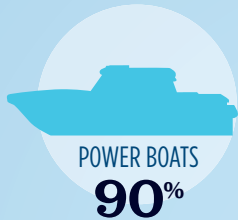
TOTAL ANNUAL ECONOMIC IMPACT OF RECREATIONAL BOATING:

\$318.6 MILLION

RECREATIONAL BOATS IN IL-17

TOTAL BOATS* **33,361**

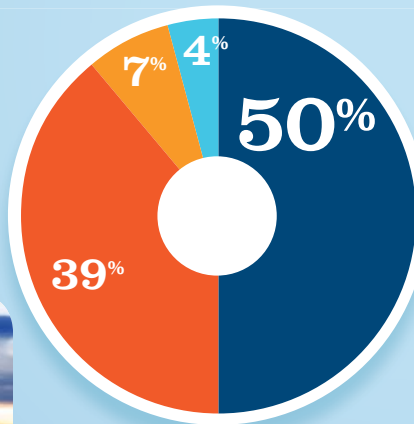
REGISTERED BOATS	33,361
Power boats	30,061
PWCs	2,169
Sailboats	377
Other Boats	754
HOUSEHOLDS PER BOAT	8.6



* Total boats are registered boats as reported by states to the USCG.

RECREATIONAL BOATING CREATES JOBS IN IL-17

TOTAL BOATING JOBS	306
Boat Building	12
Motor / Engine Mfgr.	-
Accessory / Supplies Mfgr.	22
Dealers / Wholesalers	119
Boat Services	153

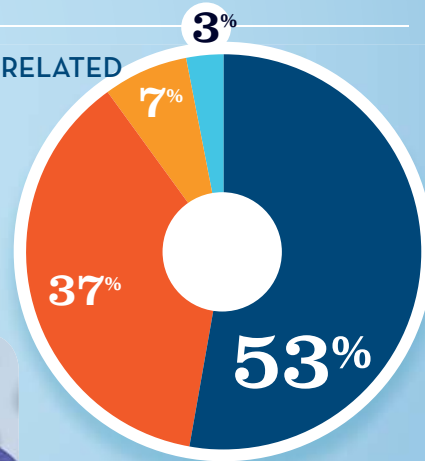


BOAT BUILDING 4%
MOTOR/ENG. MFGR. † 0%
ACC./SUPPLIES MFGR. 7%
DLRS/WHOLESALERS 39%
BOAT SERVICES 50%



RECREATIONAL BOATING-RELATED BUSINESSES IN IL-17

TOTAL BUSINESSES	62
Boat Building	2
Motor / Engine Mfgr.	-
Accessory / Supplies Mfgr.	4
Dealers / Wholesalers	23
Boat Services	33

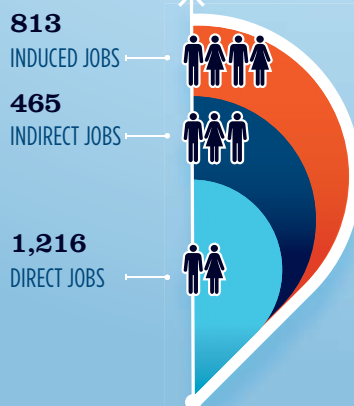


BOAT BUILDING 3%
MOTOR/ENG. MFGR. † 0%
ACC./SUPPLIES MFGR. 7%
DLRS/WHOLESALERS 37%
BOAT SERVICES 53%



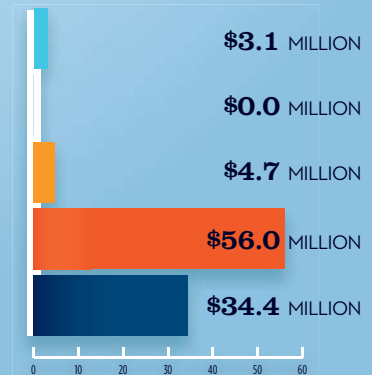
ESTIMATED JOBS IMPACT OF RECREATIONAL BOATING-RELATED SPENDING IN IL-17

EST. TOTAL JOBS	2,494
EST. TOTAL LABOR INCOME	\$103.4 MILLIONS
Est. Direct Income	\$41.7
Est. Indirect Income	\$26.1
Est. Induced Income	\$35.6



RECREATIONAL BOATING INDUSTRY SALES IN IL-17

Boat Building	\$3.1	\$3.1 MILLION
Motor / Engine Mfgr.	\$0.0	\$0.0 MILLION
Accessory / Supplies Mfgr.	\$4.7	\$4.7 MILLION
TOTAL MFGR. SALES	\$7.8	
Dealers / Wholesalers	\$56.0	\$56.0 MILLION
Boat Services	\$34.4	\$34.4 MILLION
TOTAL RETAIL & SERVICES SALES	\$90.4	



BOAT BUILDING 3%
MOTOR/ENG. MFGR. 0%
ACC./SUPPLIES MFGR. 5%
DLRS/WHOLESALERS 62%
BOAT SERVICES 33%

Source: NMMMA's Center of Knowledge; Recreational Marine Research Center at Michigan State University



National Marine Manufacturers Association

nmma.org

ECONOMIC SIGNIFICANCE OF RECREATIONAL BOATING IN ILLINOIS

CONGRESSIONAL DISTRICT 18

Number of Recreational Boats*	35,849
Recreational Boating Industry Businesses	43
Total Jobs	2,765
Annual Recreational Boating-Related Spending	\$149.8 MILLION

TOTAL ANNUAL ECONOMIC IMPACT OF RECREATIONAL BOATING:



\$352.3

 MILLION

RECREATIONAL BOATS IN IL-18

TOTAL BOATS* **35,849**

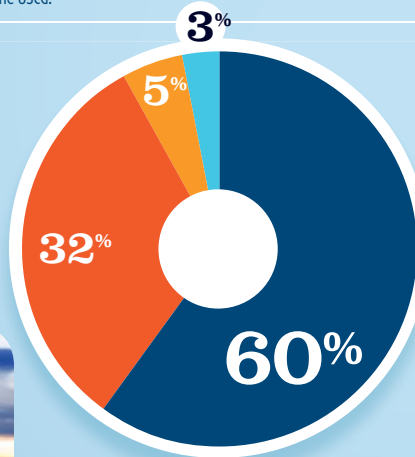
REGISTERED BOATS	35,849
Power boats	31,597
PWCs	2,928
Sailboats	569
Other Boats	755
HOUSEHOLDS PER BOAT	7.9



* Total boats are registered boats as reported by states to the USCG.

RECREATIONAL BOATING CREATES JOBS IN IL-18

TOTAL BOATING JOBS	177
Boat Building	6
Motor / Engine Mfgr.	-
Accessory / Supplies Mfgr.	8
Dealers / Wholesalers	56
Boat Services	107

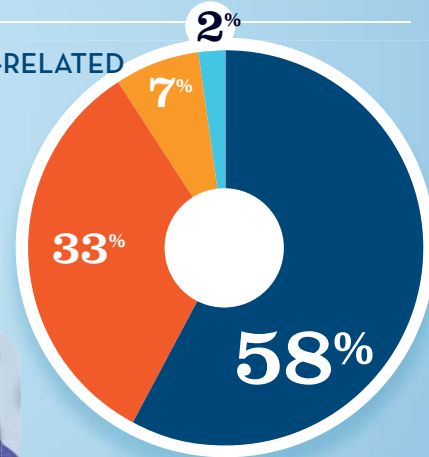


BOAT BUILDING † 3%
 DLRS/WHOLESALERS 32%
 MOTOR/ENG. MFGR. † 0%
 ACC./SUPPLIES MFGR. 5%
 BOAT SERVICES 60%



RECREATIONAL BOATING-RELATED BUSINESSES IN IL-18

TOTAL BUSINESSES	43
Boat Building	1
Motor / Engine Mfgr.	-
Accessory / Supplies Mfgr.	3
Dealers / Wholesalers	14
Boat Services	25

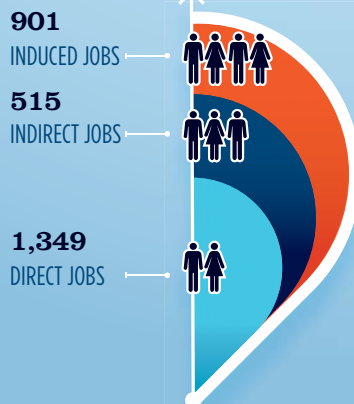


BOAT BUILDING † 2%
 DLRS/WHOLESALERS 33%
 MOTOR/ENG. MFGR. † 0%
 ACC./SUPPLIES MFGR. 7%
 BOAT SERVICES 58%



ESTIMATED JOBS IMPACT OF RECREATIONAL BOATING-RELATED SPENDING IN IL-18

EST. TOTAL JOBS	2,765
EST. TOTAL LABOR INCOME	\$114.6 MILLIONS
Est. Direct Income	\$46.3
Est. Indirect Income	\$28.8
Est. Induced Income	\$39.5



RECREATIONAL BOATING INDUSTRY SALES IN IL-18

Boat Building	\$1.5	\$1.5 MILLION
Motor / Engine Mfgr.	\$0.0	\$0.0 MILLION
Accessory / Supplies Mfgr.	\$2.1	\$2.1 MILLION
TOTAL MFGR. SALES	\$3.6	
Dealers / Wholesalers	\$26.4	\$26.4 MILLION
Boat Services	\$22.8	\$22.8 MILLION
TOTAL RETAIL & SERVICES SALES	\$49.2	

BOAT BUILDING
 DLRS/WHOLESALERS
 MOTOR/ENG. MFGR.
 ACC./SUPPLIES MFGR.

Source: NMMMA's Center of Knowledge; Recreational Marine Research Center at Michigan State University



National Marine Manufacturers Association

nmma.org

ECONOMIC SIGNIFICANCE OF RECREATIONAL BOATING IN INDIANA



TOTAL ANNUAL ECONOMIC IMPACT OF RECREATIONAL BOATING:


\$2.25 BILLION

Number of Recreational Boats*	229,985
Recreational Boating Industry Businesses	431
Total Jobs	17,732
Annual Recreational Boating-Related Spending	\$955.8 MILLION

RECREATIONAL BOATS IN INDIANA

TOTAL BOATS* ▶ **229,985**

REGISTERED BOATS	229,985
Power boats	202,084
PWCs	22,448
Sailboats	2,997
Other Boats	2,456
HOUSEHOLDS PER BOAT	10.9

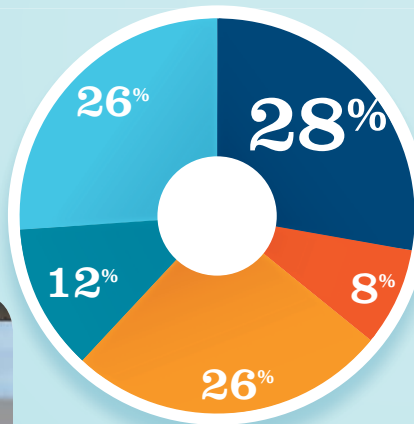


* Total boats are registered boats as reported by states to the USCG.

RECREATIONAL BOATING CREATES JOBS IN INDIANA

TOTAL BOATING JOBS ▶ **8,389**

Boat Building	2,209
Motor / Engine Mfgr.	1,014
Accessory / Supplies Mfgr.	2,145
Dealers / Wholesalers	667
Boat Services	2,354



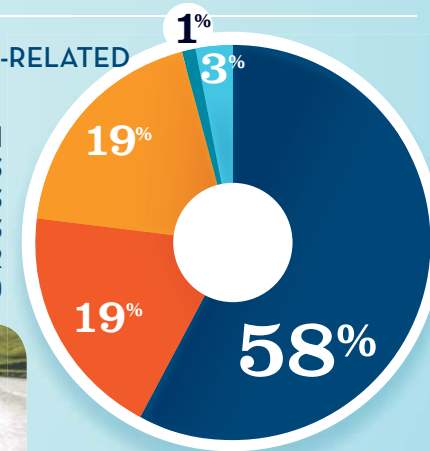
● BOAT BUILDING
● MOTOR/ENG. MFGR.
● ACC./SUPPLIES MFGR.
● DLRS/WHOLESALEERS
● BOAT SERVICES



RECREATIONAL BOATING-RELATED BUSINESSES IN INDIANA

TOTAL BUSINESSES ▶ **431**

Boat Building	13
Motor / Engine Mfgr.	3
Accessory / Supplies Mfgr.	83
Dealers / Wholesalers	82
Boat Services	250



● BOAT BUILDING
● MOTOR/ENG. MFGR.
● ACC./SUPPLIES MFGR.
● DLRS/WHOLESALEERS
● BOAT SERVICES

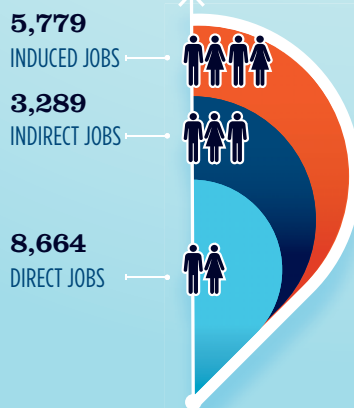


ESTIMATED JOBS IMPACT OF RECREATIONAL BOATING-RELATED SPENDING IN INDIANA

EST. TOTAL JOBS ▶ **17,732**

EST. TOTAL LABOR INCOME ▶ **\$734.5** MILLIONS

Est. Direct Income	\$297.6
Est. Indirect Income	\$184.0
Est. Induced Income	\$252.9



RECREATIONAL BOATING INDUSTRY SALES IN INDIANA

Boat Building	\$172.9	MILLIONS
Motor / Engine Mfgr.	\$8.8	MILLIONS
Accessory / Supplies Mfgr.	\$376.4	MILLIONS
TOTAL MFGR. SALES	\$558.1	
Dealers / Wholesalers	\$316.2	MILLIONS
Boat Services	\$460.7	MILLIONS
TOTAL RETAIL & SERVICES SALES	\$776.9	

● BOAT BUILDING
● MOTOR/ENG. MFGR.
● ACC./SUPPLIES MFGR.
● DLRS/WHOLESALEERS
● BOAT SERVICES

Source: NMMMA's Center of Knowledge; Recreational Marine Research Center at Michigan State University



National Marine Manufacturers Association

nmma.org

ECONOMIC SIGNIFICANCE OF RECREATIONAL BOATING IN INDIANA

CONGRESSIONAL DISTRICT 1

Number of Recreational Boats*	22,250
Recreational Boating Industry Businesses	44
Total Jobs	1,785
Annual Recreational Boating-Related Spending	\$95.9 MILLION

TOTAL ANNUAL ECONOMIC IMPACT OF RECREATIONAL BOATING:

\$226.1 MILLION



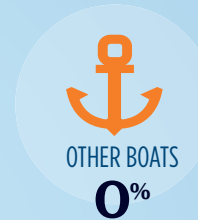
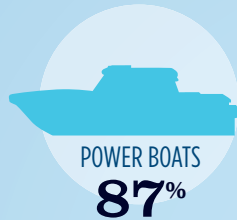
RECREATIONAL BOATS IN IN-1

TOTAL BOATS* 22,250

REGISTERED BOATS 22,250

Power boats	19,349
PWCs	2,520
Sailboats	337
Other Boats	44

HOUSEHOLDS PER BOAT 12.3

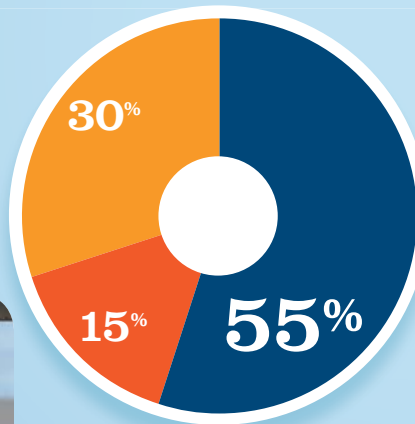


* Total boats are registered boats as reported by states to the USCG.

RECREATIONAL BOATING CREATES JOBS IN IN-1

TOTAL BOATING JOBS 305

Boat Building	-
Motor / Engine Mfgr.	-
Accessory / Supplies Mfgr.	92
Dealers / Wholesalers	45
Boat Services	168



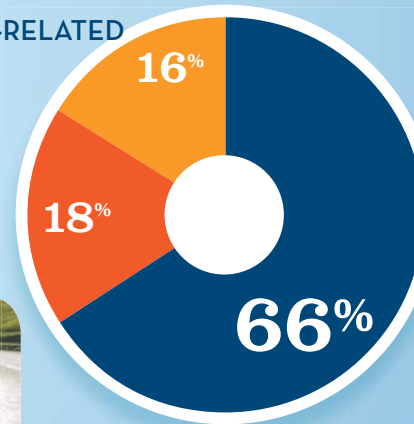
BOAT BUILDING † 0%
MOTOR/ENG. MFGR. † 0%
ACC./SUPPLIES MFGR. 30%
DLRS/WHOLESALERS 15%
BOAT SERVICES 55%



RECREATIONAL BOATING-RELATED BUSINESSES IN IN-1

TOTAL BUSINESSES 44

Boat Building	-
Motor / Engine Mfgr.	-
Accessory / Supplies Mfgr.	7
Dealers / Wholesalers	8
Boat Services	29



BOAT BUILDING † 0%
MOTOR/ENG. MFGR. † 0%
ACC./SUPPLIES MFGR. 16%
DLRS/WHOLESALERS 18%
BOAT SERVICES 66%

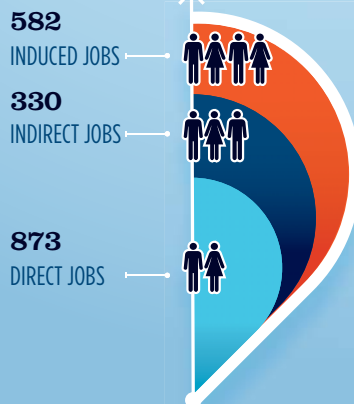


ESTIMATED JOBS IMPACT OF RECREATIONAL BOATING-RELATED SPENDING IN IN-1

EST. TOTAL JOBS 1,785

EST. TOTAL LABOR INCOME \$74.0 MILLIONS

Est. Direct Income	\$30.0
Est. Indirect Income	\$18.5
Est. Induced Income	\$25.5

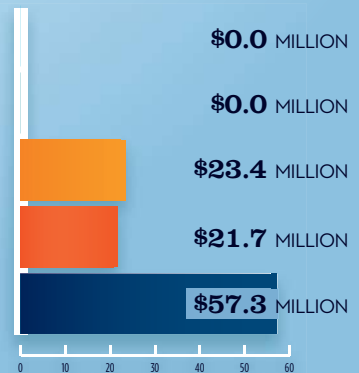


RECREATIONAL BOATING INDUSTRY SALES IN IN-1

Boat Building	\$0.0 MILLION
Motor / Engine Mfgr.	\$0.0 MILLION
Accessory / Supplies Mfgr.	\$23.4 MILLION
TOTAL MFGR. SALES	\$23.4

Dealers / Wholesalers	\$21.7 MILLION
Boat Services	\$57.3 MILLION
TOTAL RETAIL & SERVICES SALES	\$79.0

BOAT BUILDING
MOTOR/ENG. MFGR.
ACC./SUPPLIES MFGR.
DLRS/WHOLESALERS
BOAT SERVICES



Source: NMMMA's Center of Knowledge; Recreational Marine Research Center at Michigan State University



National Marine Manufacturers Association

nmma.org

ECONOMIC SIGNIFICANCE OF RECREATIONAL BOATING IN INDIANA

CONGRESSIONAL DISTRICT 2

Number of Recreational Boats*	33,773
Recreational Boating Industry Businesses	76
Total Jobs	2,525
Annual Recreational Boating-Related Spending	\$136.6 MILLION



TOTAL ANNUAL ECONOMIC IMPACT OF RECREATIONAL BOATING:

\$321.0 MILLION


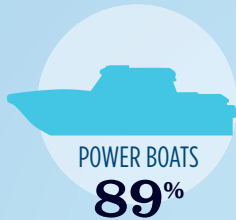
RECREATIONAL BOATS IN IN-2

TOTAL BOATS* **33,773**

REGISTERED BOATS **33,773**

Power boats	30,033
PWCs	3,230
Sailboats	463
Other Boats	47

HOUSEHOLDS PER BOAT **8.0**

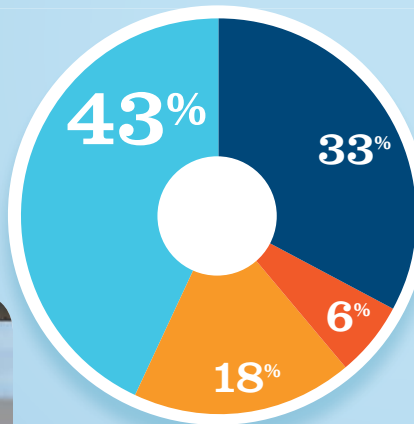


* Total boats are registered boats as reported by states to the USCG.

RECREATIONAL BOATING CREATES JOBS IN IN-2

TOTAL BOATING JOBS **3,139**

Boat Building	1,359
Motor / Engine Mfgr.	-
Accessory / Supplies Mfgr.	569
Dealers / Wholesalers	172
Boat Services	1,039



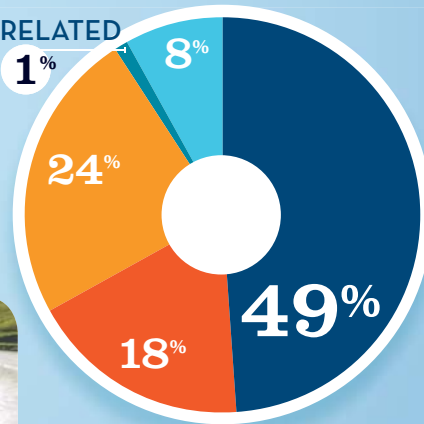
● BOAT BUILDING
● MOTOR/ENG. MFGR. †
● ACC./SUPPLIES MFGR.
● DLRS/WHOLESALERS
● BOAT SERVICES
● † 0%



RECREATIONAL BOATING-RELATED BUSINESSES IN IN-2

TOTAL BUSINESSES **76**

Boat Building	6
Motor / Engine Mfgr.	1
Accessory / Supplies Mfgr.	18
Dealers / Wholesalers	14
Boat Services	37



● BOAT BUILDING
● MOTOR/ENG. MFGR.
● ACC./SUPPLIES MFGR.
● DLRS/WHOLESALERS
● BOAT SERVICES

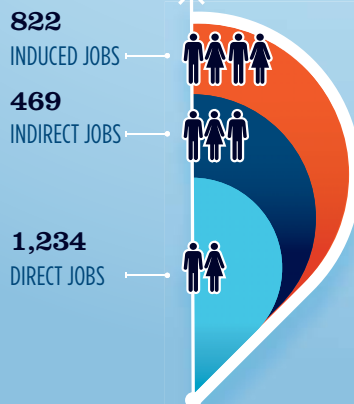


ESTIMATED JOBS IMPACT OF RECREATIONAL BOATING-RELATED SPENDING IN IN-2

EST. TOTAL JOBS **2,525**

EST. TOTAL LABOR INCOME **\$104.5** MILLIONS

Est. Direct Income	\$42.2
Est. Indirect Income	\$26.3
Est. Induced Income	\$36.0

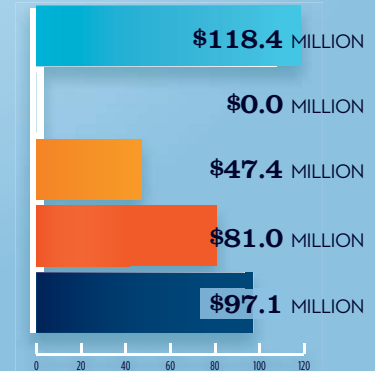


RECREATIONAL BOATING INDUSTRY SALES IN IN-2

Boat Building	\$118.4
Motor / Engine Mfgr.	\$0.0
Accessory / Supplies Mfgr.	\$47.4
TOTAL MFGR. SALES	\$165.8

Dealers / Wholesalers \$81.0
Boat Services \$97.1
TOTAL RETAIL & SERVICES SALES **\$178.1**

Boat Building	\$118.4
Motor / Engine Mfgr.	\$0.0
Accessory / Supplies Mfgr.	\$47.4
Dealers / Wholesalers	\$81.0
Boat Services	\$97.1



Source: NMMMA's Center of Knowledge; Recreational Marine Research Center at Michigan State University



National Marine Manufacturers Association

nmma.org

ECONOMIC SIGNIFICANCE OF RECREATIONAL BOATING IN INDIANA

CONGRESSIONAL DISTRICT 3

Number of Recreational Boats*	41,352
Recreational Boating Industry Businesses	72
Total Jobs	3,000
Annual Recreational Boating-Related Spending	\$162.9 MILLION

TOTAL ANNUAL ECONOMIC IMPACT OF RECREATIONAL BOATING:

\$382.4 MILLION


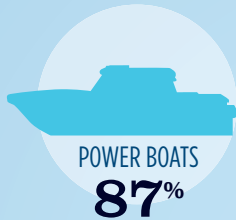
RECREATIONAL BOATS IN IN-3

TOTAL BOATS* ▶ 41,352

REGISTERED BOATS 41,352

Power boats	35,923
PWCs	4,914
Sailboats	467
Other Boats	48

HOUSEHOLDS PER BOAT 6.6

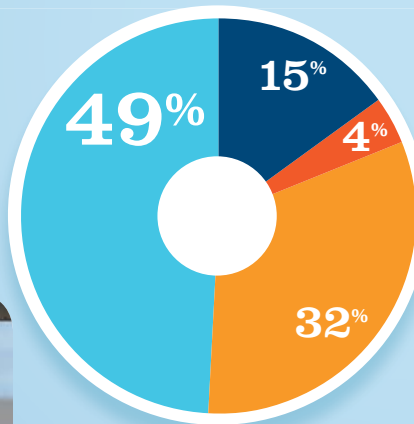


* Total boats are registered boats as reported by states to the USCG.

RECREATIONAL BOATING CREATES JOBS IN IN-3

TOTAL BOATING JOBS ▶ 1,634

Boat Building	798
Motor / Engine Mfgr.	-
Accessory / Supplies Mfgr.	521
Dealers / Wholesalers	73
Boat Services	242



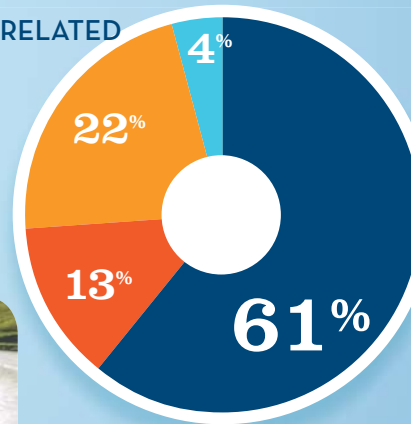
BOAT BUILDING 49%
 MOTOR/ENG. MFGR. † 15%
 ACC./SUPPLIES MFGR. 4%
 DLRS/WHOLESALERS 0%
 BOAT SERVICES 32%



RECREATIONAL BOATING-RELATED BUSINESSES IN IN-3

TOTAL BUSINESSES ▶ 72

Boat Building	3
Motor / Engine Mfgr.	-
Accessory / Supplies Mfgr.	16
Dealers / Wholesalers	9
Boat Services	44



BOAT BUILDING 4%
 MOTOR/ENG. MFGR. † 0%
 ACC./SUPPLIES MFGR. 22%
 DLRS/WHOLESALERS 13%
 BOAT SERVICES 61%

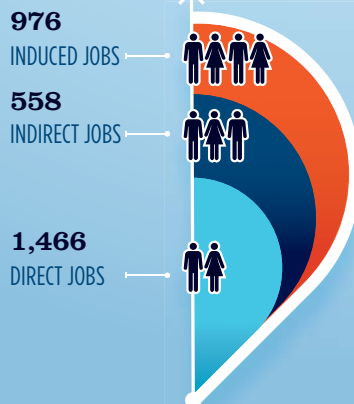


ESTIMATED JOBS IMPACT OF RECREATIONAL BOATING-RELATED SPENDING IN IN-3

EST. TOTAL JOBS ▶ 3,000

EST. TOTAL LABOR INCOME ▶ \$124.0 MILLIONS

Est. Direct Income	\$50.0
Est. Indirect Income	\$31.3
Est. Induced Income	\$42.7

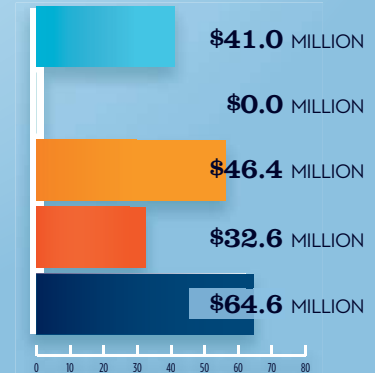


RECREATIONAL BOATING INDUSTRY SALES IN IN-3

Boat Building	\$41.0 MILLION
Motor / Engine Mfgr.	\$0.0
Accessory / Supplies Mfgr.	\$46.4
TOTAL MFGR. SALES	\$87.4

Dealers / Wholesalers	\$32.6
Boat Services	\$64.6
TOTAL RETAIL & SERVICES SALES	\$97.2

BOAT BUILDING \$41.0 MILLION
 MOTOR/ENG. MFGR. \$0.0 MILLION
 ACC./SUPPLIES MFGR. \$46.4 MILLION
 DLRS/WHOLESALERS \$32.6 MILLION
 BOAT SERVICES \$64.6 MILLION



Source: NMMMA's Center of Knowledge; Recreational Marine Research Center at Michigan State University



National Marine Manufacturers Association

nmma.org

ECONOMIC SIGNIFICANCE OF RECREATIONAL BOATING IN INDIANA

CONGRESSIONAL DISTRICT 4

Number of Recreational Boats*	23,945
Recreational Boating Industry Businesses	31
Total Jobs	1,799
Annual Recreational Boating-Related Spending	\$97.5 MILLION

TOTAL ANNUAL ECONOMIC IMPACT OF RECREATIONAL BOATING:

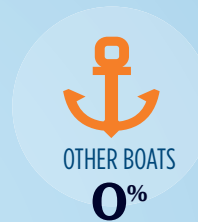

\$229.1

 MILLION

RECREATIONAL BOATS IN IN-4

TOTAL BOATS* **23,945**

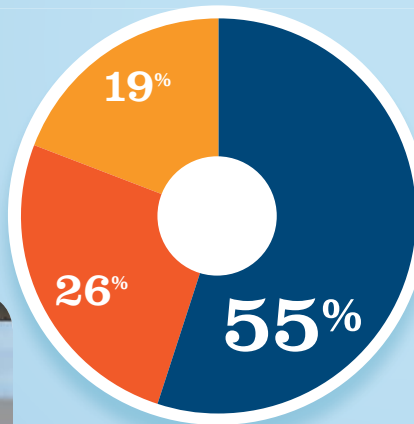
REGISTERED BOATS	23,945
Power boats	21,366
PWCs	2,236
Sailboats	301
Other Boats	42
HOUSEHOLDS PER BOAT	11.5



* Total boats are registered boats as reported by states to the USCG.

RECREATIONAL BOATING CREATES JOBS IN IN-4

TOTAL BOATING JOBS	148
Boat Building	-
Motor / Engine Mfgr.	-
Accessory / Supplies Mfgr.	28
Dealers / Wholesalers	39
Boat Services	81

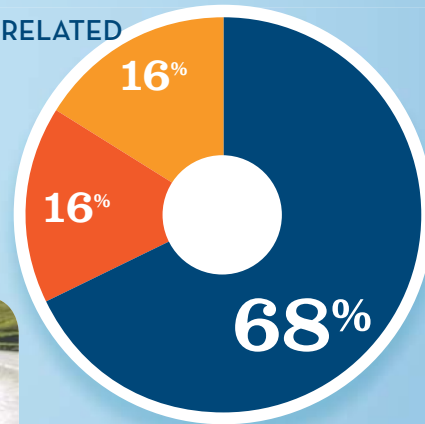


BOAT BUILDING † 0%
 MOTOR/ENG. MFGR. † 0%
 ACC./SUPPLIES MFGR. 19%
 DLRS/WHOLESALERS 26%
 BOAT SERVICES 55%



RECREATIONAL BOATING-RELATED BUSINESSES IN IN-4

TOTAL BUSINESSES	31
Boat Building	-
Motor / Engine Mfgr.	-
Accessory / Supplies Mfgr.	5
Dealers / Wholesalers	5
Boat Services	21

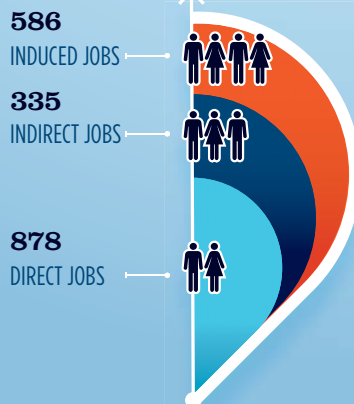


BOAT BUILDING † 0%
 MOTOR/ENG. MFGR. † 0%
 ACC./SUPPLIES MFGR. 16%
 DLRS/WHOLESALERS 16%
 BOAT SERVICES 68%



ESTIMATED JOBS IMPACT OF RECREATIONAL BOATING-RELATED SPENDING IN IN-4

EST. TOTAL JOBS	1,799
EST. TOTAL LABOR INCOME	\$74.6 MILLIONS
Est. Direct Income	\$30.1
Est. Indirect Income	\$18.8
Est. Induced Income	\$25.7



RECREATIONAL BOATING INDUSTRY SALES IN IN-4

Boat Building	\$0.0	\$0.0 MILLION
Motor / Engine Mfgr.	\$0.0	\$0.0 MILLION
Accessory / Supplies Mfgr.	\$6.7	\$6.7 MILLION
TOTAL MFGR. SALES	\$6.7	
Dealers / Wholesalers	\$18.4	\$18.4 MILLION
Boat Services	\$19.5	\$19.5 MILLION
TOTAL RETAIL & SERVICES SALES	\$37.9	

BOAT BUILDING 0%
 MOTOR/ENG. MFGR. 0%
 ACC./SUPPLIES MFGR. 16%
 DLRS/WHOLESALERS 52%
 BOAT SERVICES 32%

Source: NMMMA's Center of Knowledge; Recreational Marine Research Center at Michigan State University



National Marine Manufacturers Association

nmma.org

ECONOMIC SIGNIFICANCE OF RECREATIONAL BOATING IN INDIANA

CONGRESSIONAL DISTRICT 6

Number of Recreational Boats*	22,703
Recreational Boating Industry Businesses	47
Total Jobs	1,877
Annual Recreational Boating-Related Spending	\$100.8 MILLION





TOTAL ANNUAL ECONOMIC IMPACT OF RECREATIONAL BOATING:

\$238.0 MILLION

RECREATIONAL BOATS IN IN-6

TOTAL BOATS* ▶ 22,703

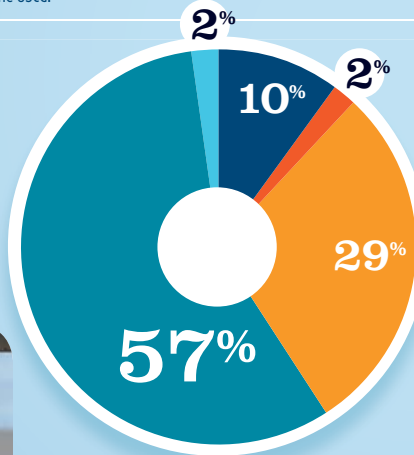
REGISTERED BOATS	22,703
Power boats	20,461
PWCs	1,930
Sailboats	259
Other Boats	53
HOUSEHOLDS PER BOAT	12.3



* Total boats are registered boats as reported by states to the USCG.

RECREATIONAL BOATING CREATES JOBS IN IN-6

TOTAL BOATING JOBS	▶ 1,747
Boat Building	30
Motor / Engine Mfgr.	999
Accessory / Supplies Mfgr.	507
Dealers / Wholesalers	41
Boat Services	170

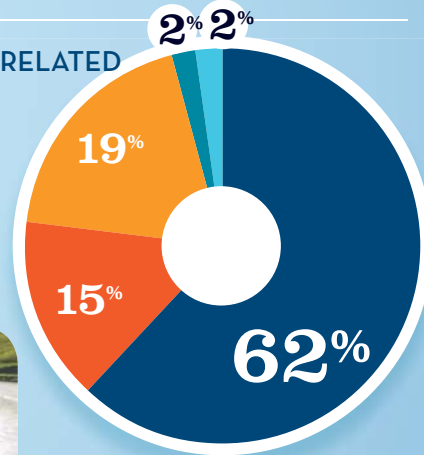


BOAT BUILDING (2%)
MOTOR/ENG. MFGR. (10%)
ACC./SUPPLIES MFGR. (29%)
DLRS/WHOLESALERS (2%)
BOAT SERVICES (57%)



RECREATIONAL BOATING-RELATED BUSINESSES IN IN-6

TOTAL BUSINESSES	▶ 47
Boat Building	1
Motor / Engine Mfgr.	1
Accessory / Supplies Mfgr.	9
Dealers / Wholesalers	7
Boat Services	29

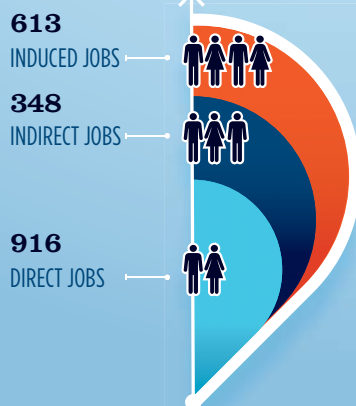


BOAT BUILDING (2%)
MOTOR/ENG. MFGR. (2%)
ACC./SUPPLIES MFGR. (19%)
DLRS/WHOLESALERS (15%)
BOAT SERVICES (62%)



ESTIMATED JOBS IMPACT OF RECREATIONAL BOATING-RELATED SPENDING IN IN-6

EST. TOTAL JOBS	▶ 1,877
EST. TOTAL LABOR INCOME (MILLIONS)	\$77.9
Est. Direct Income	\$31.7
Est. Indirect Income	\$19.4
Est. Induced Income	\$26.8



RECREATIONAL BOATING INDUSTRY SALES IN IN-6

Boat Building	\$7.7 MILLION
Motor / Engine Mfgr.	\$0.0 MILLION
Accessory / Supplies Mfgr.	\$148.7 MILLION
TOTAL MFGR. SALES	\$156.5
Dealers / Wholesalers	\$20.3 MILLION
Boat Services	\$52.5 MILLION
TOTAL RETAIL & SERVICES SALES	\$72.8

BOAT BUILDING (2%)
MOTOR/ENG. MFGR. (2%)
ACC./SUPPLIES MFGR. (19%)
DLRS/WHOLESALERS (15%)
BOAT SERVICES (62%)

Source: NMMMA's Center of Knowledge; Recreational Marine Research Center at Michigan State University



National Marine Manufacturers Association

nmma.org

ECONOMIC SIGNIFICANCE OF RECREATIONAL BOATING IN INDIANA

CONGRESSIONAL DISTRICT 8

Number of Recreational Boats*	27,141
Recreational Boating Industry Businesses	43
Total Jobs	2,022
Annual Recreational Boating-Related Spending	\$109.1 MILLION



TOTAL ANNUAL ECONOMIC IMPACT OF RECREATIONAL BOATING:

\$256.9 MILLION

RECREATIONAL BOATS IN IN-8

TOTAL BOATS* 27,141

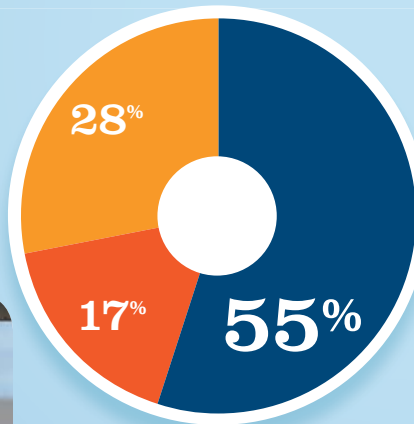
REGISTERED BOATS	27,141
Power boats	25,296
PWCs	1,617
Sailboats	175
Other Boats	53
HOUSEHOLDS PER BOAT	10.4



* Total boats are registered boats as reported by states to the USCG.

RECREATIONAL BOATING CREATES JOBS IN IN-8

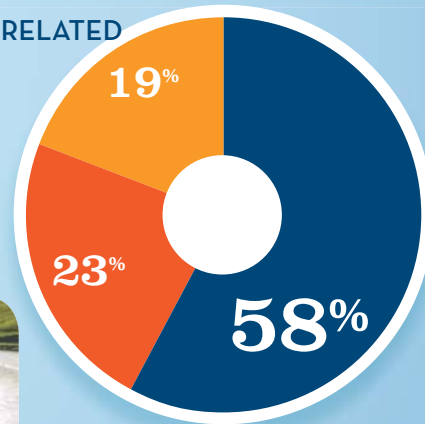
TOTAL BOATING JOBS	359
Boat Building	-
Motor / Engine Mfgr.	-
Accessory / Supplies Mfgr.	101
Dealers / Wholesalers	60
Boat Services	198



BOAT BUILDING +
MOTOR/ENG. MFGR. +
ACC./SUPPLIES MFGR.
DLRS/WHOLESALERS
BOAT SERVICES

RECREATIONAL BOATING-RELATED BUSINESSES IN IN-8

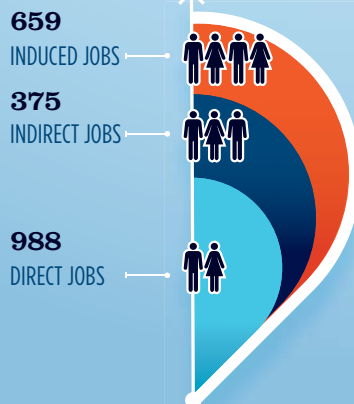
TOTAL BUSINESSES	43
Boat Building	-
Motor / Engine Mfgr.	-
Accessory / Supplies Mfgr.	8
Dealers / Wholesalers	10
Boat Services	25



BOAT BUILDING +
MOTOR/ENG. MFGR. +
ACC./SUPPLIES MFGR.
DLRS/WHOLESALERS
BOAT SERVICES

ESTIMATED JOBS IMPACT OF RECREATIONAL BOATING-RELATED SPENDING IN IN-8

EST. TOTAL JOBS	2,022
EST. TOTAL LABOR INCOME (MILLIONS)	\$83.7
Est. Direct Income	\$33.9
Est. Indirect Income	\$21.0
Est. Induced Income	\$28.8



RECREATIONAL BOATING INDUSTRY SALES IN IN-8

Boat Building	\$0.0 MILLION
Motor / Engine Mfgr.	\$0.0 MILLION
Accessory / Supplies Mfgr.	\$43.4 MILLION
TOTAL MFG. SALES	\$43.4
Dealers / Wholesalers	\$29.5 MILLION
Boat Services	\$42.3 MILLION
TOTAL RETAIL & SERVICES SALES	\$71.8

BOAT BUILDING
MOTOR/ENG. MFGR.
ACC./SUPPLIES MFGR.
DLRS/WHOLESALERS
BOAT SERVICES

Source: NMMMA's Center of Knowledge; Recreational Marine Research Center at Michigan State University



National Marine Manufacturers Association

nmma.org

ECONOMIC SIGNIFICANCE OF RECREATIONAL BOATING IN INDIANA

CONGRESSIONAL DISTRICT 9

Number of Recreational Boats*	24,155
Recreational Boating Industry Businesses	51
Total Jobs	1,434
Annual Recreational Boating-Related Spending	\$108.8 MILLION




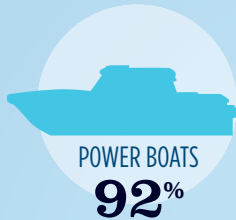
TOTAL ANNUAL ECONOMIC IMPACT OF RECREATIONAL BOATING:

\$257.2 MILLION

RECREATIONAL BOATS IN IN-9

TOTAL BOATS* 24,155

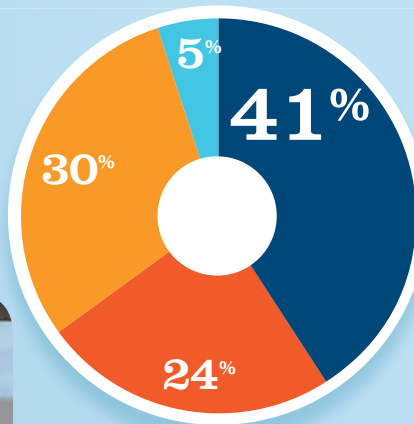
REGISTERED BOATS	24,155
Power boats	22,244
PWCs	1,547
Sailboats	299
Other Boats	65
HOUSEHOLDS PER BOAT	11.8



* Total boats are registered boats as reported by states to the USCG.

RECREATIONAL BOATING CREATES JOBS IN IN-9

TOTAL BOATING JOBS	439
Boat Building	20
Motor / Engine Mfgr.	-
Accessory / Supplies Mfgr.	132
Dealers / Wholesalers	106
Boat Services	181

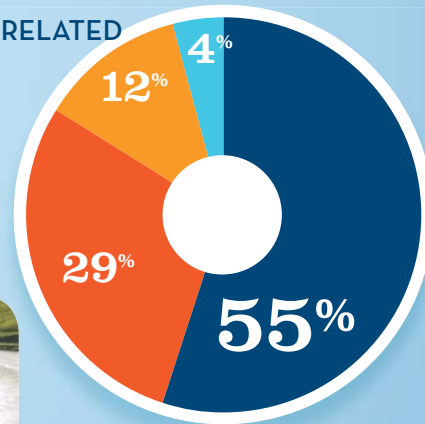


BOAT BUILDING 5%
MOTOR/ENG. MFGR. † 0%
ACC./SUPPLIES MFGR. 30%
DLRS/WHOLESALERS 24%
BOAT SERVICES 41%




RECREATIONAL BOATING-RELATED BUSINESSES IN IN-9

TOTAL BUSINESSES	51
Boat Building	2
Motor / Engine Mfgr.	-
Accessory / Supplies Mfgr.	6
Dealers / Wholesalers	15
Boat Services	28

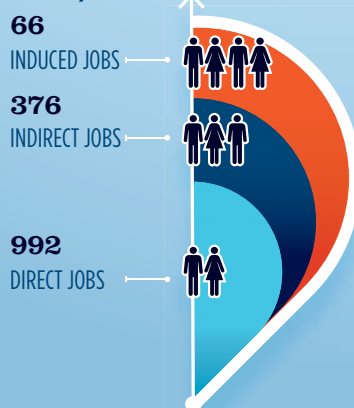


BOAT BUILDING 4%
MOTOR/ENG. MFGR. † 0%
ACC./SUPPLIES MFGR. 12%
DLRS/WHOLESALERS 29%
BOAT SERVICES 55%



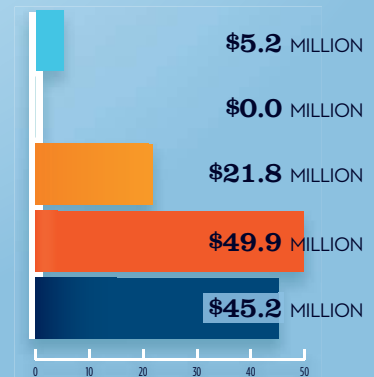
ESTIMATED JOBS IMPACT OF RECREATIONAL BOATING-RELATED SPENDING IN IN-9

EST. TOTAL JOBS	1,434
EST. TOTAL LABOR INCOME (MILLIONS)	\$84.3
Est. Direct Income	\$34.3
Est. Indirect Income	\$21.0
Est. Induced Income	\$29.0



RECREATIONAL BOATING INDUSTRY SALES IN IN-9

Boat Building	\$5.2 MILLION
Motor / Engine Mfgr.	\$0.0 MILLION
Accessory / Supplies Mfgr.	\$21.8 MILLION
TOTAL MFGR. SALES	\$27.0 MILLION
Dealers / Wholesalers	\$49.9 MILLION
Boat Services	\$45.2 MILLION
TOTAL RETAIL & SERVICES SALES	\$95.1 MILLION



BOAT BUILDING \$5.2 MILLION
MOTOR/ENG. MFGR. \$0.0 MILLION
ACC./SUPPLIES MFGR. \$21.8 MILLION
DLRS/WHOLESALERS \$49.9 MILLION
BOAT SERVICES \$45.2 MILLION

Source: NMMMA's Center of Knowledge; Recreational Marine Research Center at Michigan State University



National Marine Manufacturers Association

nmma.org

ECONOMIC SIGNIFICANCE OF RECREATIONAL BOATING IN MICHIGAN



TOTAL ANNUAL ECONOMIC IMPACT OF RECREATIONAL BOATING:



\$7.43 BILLION

Number of Recreational Boats*	771,439
Recreational Boating Industry Businesses	1,404
Total Jobs	58,863
Annual Recreational Boating-Related Spending	\$3.2 BILLION

RECREATIONAL BOATS IN MICHIGAN

TOTAL BOATS* ▶ 771,439

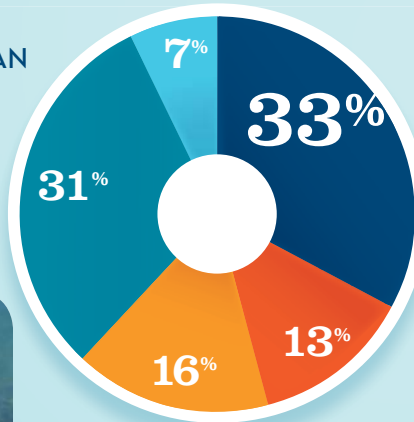
REGISTERED BOATS	771,439
Power boats	635,168
PWCs	97,758
Sailboats	25,957
Other Boats	12,556
HOUSEHOLDS PER BOAT	5.0



* Total boats are registered boats as reported by states to the USCG.

RECREATIONAL BOATING CREATES JOBS IN MICHIGAN

TOTAL BOATING JOBS	▶ 16,670
Boat Building	1,121
Motor / Engine Mfgr.	5,184
Accessory / Supplies Mfgr.	2,649
Dealers / Wholesalers	2,097
Boat Services	5,519

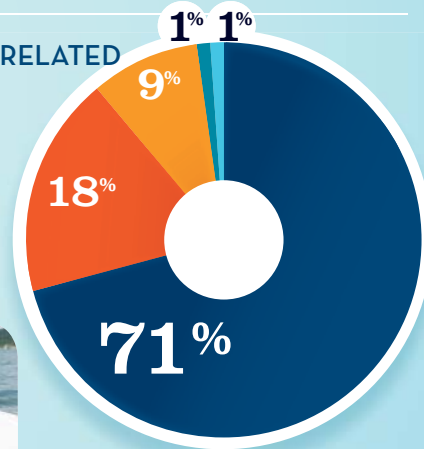


● BOAT BUILDING
 ● DLRS/WHOLESALEERS
● MOTOR/ENG. MFGR.
 ● BOAT SERVICES
● ACC./SUPPLIES MFGR.



RECREATIONAL BOATING-RELATED BUSINESSES IN MICHIGAN

TOTAL BUSINESSES	▶ 1,404
Boat Building	22
Motor / Engine Mfgr.	11
Accessory / Supplies Mfgr.	124
Dealers / Wholesalers	247
Boat Services	1,000

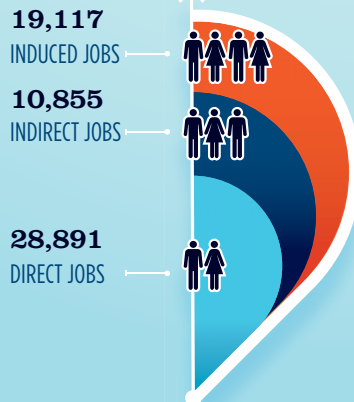


● BOAT BUILDING
 ● DLRS/WHOLESALEERS
● MOTOR/ENG. MFGR.
 ● BOAT SERVICES
● ACC./SUPPLIES MFGR.



ESTIMATED JOBS IMPACT OF RECREATIONAL BOATING-RELATED SPENDING IN MICHIGAN

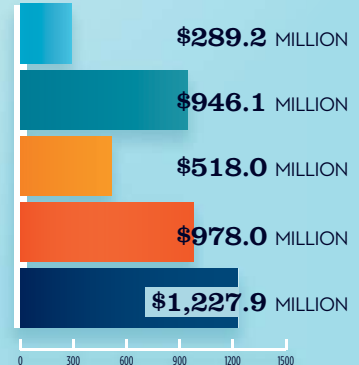
EST. TOTAL JOBS	▶ 58,863
EST. TOTAL LABOR INCOME	▶ \$2,430.1 MILLIONS
Est. Direct Income	\$987.0
Est. Indirect Income	\$606.3
Est. Induced Income	\$836.8



RECREATIONAL BOATING INDUSTRY SALES IN MICHIGAN

Boat Building	\$289.2 MILLION
Motor / Engine Mfgr.	\$946.1 MILLION
Accessory / Supplies Mfgr.	\$518.0 MILLION
TOTAL MFGR. SALES	\$1,753.3
Dealers / Wholesalers	\$978.0
Boat Services	\$1,227.9
TOTAL RETAIL & SERVICES SALES	\$2,205.9

● BOAT BUILDING
 ● DLRS/WHOLESALEERS
● MOTOR/ENG. MFGR.
 ● BOAT SERVICES
● ACC./SUPPLIES MFGR.



Source: NMMMA's Center of Knowledge; Recreational Marine Research Center at Michigan State University



National Marine Manufacturers Association

nmma.org

ECONOMIC SIGNIFICANCE OF RECREATIONAL BOATING IN MICHIGAN

CONGRESSIONAL DISTRICT 1

Number of Recreational Boats*	116,658
Recreational Boating Industry Businesses	296
Total Jobs	8,340
Annual Recreational Boating-Related Spending	\$448.1 MILLION

TOTAL ANNUAL ECONOMIC IMPACT OF RECREATIONAL BOATING:

\$1.05 BILLION

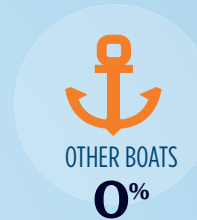
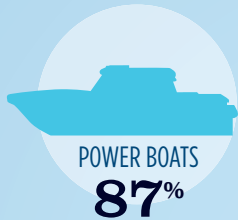
RECREATIONAL BOATS IN MI-1

TOTAL BOATS* **116,658**

REGISTERED BOATS **116,658**

Power boats	101,161
PWCs	9,755
Sailboats	5,632
Other Boats	110

HOUSEHOLDS PER BOAT **2.5**

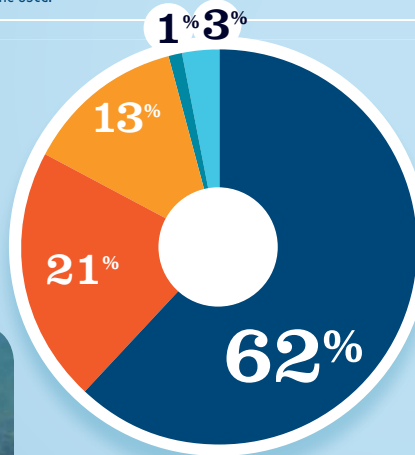


* Total boats are registered boats as reported by states to the USCG.

RECREATIONAL BOATING CREATES JOBS IN MI-1

TOTAL BOATING JOBS **1,693**

Boat Building	57
Motor / Engine Mfgr.	11
Accessory / Supplies Mfgr.	226
Dealers / Wholesalers	349
Boat Services	1,050

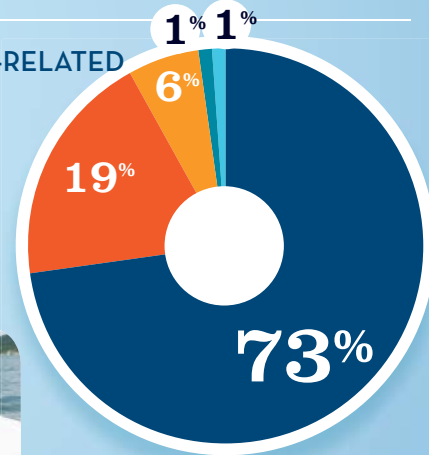


BOAT BUILDING
MOTOR/ENG. MFGR.
ACC./SUPPLIES MFGR.
DLRS/WHOLESALERS
BOAT SERVICES

RECREATIONAL BOATING-RELATED BUSINESSES IN MI-1

TOTAL BUSINESSES **296**

Boat Building	4
Motor / Engine Mfgr.	2
Accessory / Supplies Mfgr.	19
Dealers / Wholesalers	55
Boat Services	216



BOAT BUILDING
MOTOR/ENG. MFGR.
ACC./SUPPLIES MFGR.
DLRS/WHOLESALERS
BOAT SERVICES

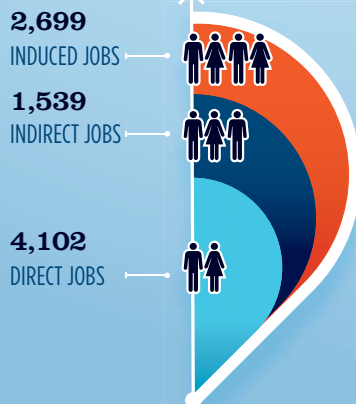


ESTIMATED JOBS IMPACT OF RECREATIONAL BOATING-RELATED SPENDING IN MI-1

EST. TOTAL JOBS **8,340**

EST. TOTAL LABOR INCOME **\$343.0** MILLIONS

Est. Direct Income	\$138.9
Est. Indirect Income	\$86.0
Est. Induced Income	\$118.1



RECREATIONAL BOATING INDUSTRY SALES IN MI-1

Boat Building	\$14.7 MILLION
Motor / Engine Mfgr.	\$6.5 MILLION
Accessory / Supplies Mfgr.	\$40.2 MILLION
TOTAL MFGR. SALES	\$61.4
Dealers / Wholesalers	\$167.2 MILLION
Boat Services	\$212.5 MILLION
TOTAL RETAIL & SERVICES SALES	\$379.7

BOAT BUILDING
MOTOR/ENG. MFGR.
ACC./SUPPLIES MFGR.
DLRS/WHOLESALERS
BOAT SERVICES

Source: NMMMA's Center of Knowledge; Recreational Marine Research Center at Michigan State University



National Marine Manufacturers Association

nmma.org

ECONOMIC SIGNIFICANCE OF RECREATIONAL BOATING IN MICHIGAN

CONGRESSIONAL DISTRICT 2

Number of Recreational Boats*	63,292
Recreational Boating Industry Businesses	174
Total Jobs	4,724
Annual Recreational Boating-Related Spending	\$253.0 MILLION

TOTAL ANNUAL ECONOMIC IMPACT OF RECREATIONAL BOATING:

\$596.0 MILLION



RECREATIONAL BOATS IN MI-2

TOTAL BOATS* ▶ 63,292

REGISTERED BOATS 63,292

Power boats	53,022
PWCs	8,044
Sailboats	2,153
Other Boats	73

HOUSEHOLDS PER BOAT 4.2

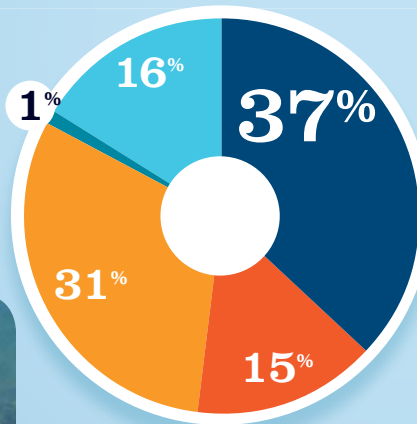


* Total boats are registered boats as reported by states to the USCG.

RECREATIONAL BOATING CREATES JOBS IN MI-2

TOTAL BOATING JOBS ▶ 1,533

Boat Building	253
Motor / Engine Mfgr.	21
Accessory / Supplies Mfgr.	469
Dealers / Wholesalers	223
Boat Services	567



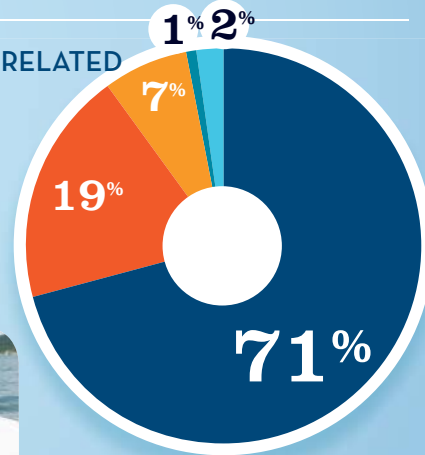
BOAT BUILDING
MOTOR/ENG. MFG.
ACC./SUPPLIES MFG.
DLRS/WHOLESALEERS
BOAT SERVICES



RECREATIONAL BOATING-RELATED BUSINESSES IN MI-2

TOTAL BUSINESSES ▶ 174

Boat Building	3
Motor / Engine Mfgr.	2
Accessory / Supplies Mfgr.	12
Dealers / Wholesalers	34
Boat Services	123



BOAT BUILDING
MOTOR/ENG. MFG.
ACC./SUPPLIES MFG.
DLRS/WHOLESALEERS
BOAT SERVICES

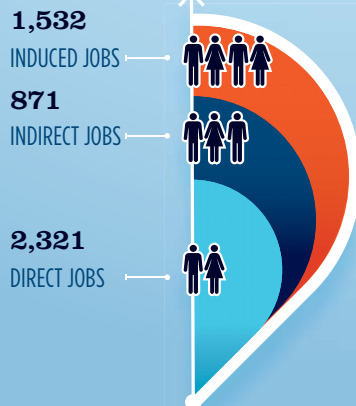


ESTIMATED JOBS IMPACT OF RECREATIONAL BOATING-RELATED SPENDING IN MI-2

EST. TOTAL JOBS ▶ 4,724

EST. TOTAL LABOR INCOME ▶ \$194.6 MILLIONS

Est. Direct Income	\$79.0
Est. Indirect Income	\$48.6
Est. Induced Income	\$67.0



RECREATIONAL BOATING INDUSTRY SALES IN MI-2

Boat Building	\$65.3 MILLION
Motor / Engine Mfgr.	\$12.3 MILLION
Accessory / Supplies Mfgr.	\$22.2 MILLION
Dealers / Wholesalers	\$105.2 MILLION
Boat Services	\$148.5 MILLION
TOTAL MFG. SALES	\$99.8
TOTAL RETAIL & SERVICES SALES	\$253.7

BOAT BUILDING
MOTOR/ENG. MFG.
ACC./SUPPLIES MFG.
DLRS/WHOLESALEERS
BOAT SERVICES

Source: NMMMA's Center of Knowledge; Recreational Marine Research Center at Michigan State University



National Marine Manufacturers Association

nmma.org

ECONOMIC SIGNIFICANCE OF RECREATIONAL BOATING IN MICHIGAN

CONGRESSIONAL DISTRICT 4

Number of Recreational Boats*	81,099
Recreational Boating Industry Businesses	115
Total Jobs	5,631
Annual Recreational Boating-Related Spending	\$305.9 MILLION



TOTAL ANNUAL ECONOMIC IMPACT OF RECREATIONAL BOATING:

\$717.1 MILLION

RECREATIONAL BOATS IN MI-4

TOTAL BOATS* ▶ **81,099**

REGISTERED BOATS	81,099
Power boats	71,463
PWCs	7,900
Sailboats	1,606
Other Boats	130
HOUSEHOLDS PER BOAT	3.4

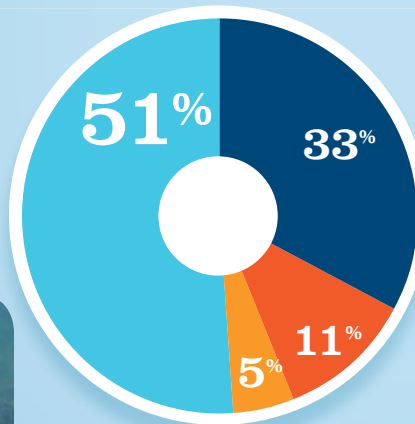


* Total boats are registered boats as reported by states to the USCG.

RECREATIONAL BOATING CREATES JOBS IN MI-4

TOTAL BOATING JOBS ▶ **1,391**

Boat Building	706
Motor / Engine Mfgr.	-
Accessory / Supplies Mfgr.	69
Dealers / Wholesalers	151
Boat Services	465



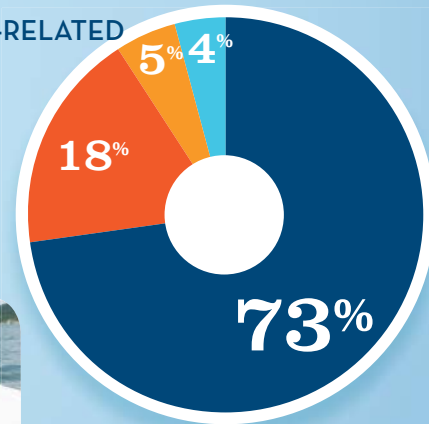
BOAT BUILDING 51%
MOTOR/ENG. MFGR. † 5%
DLRS/WHOLESALERS 11%
BOAT SERVICES 33%
ACC./SUPPLIES MFGR. † 0%



RECREATIONAL BOATING-RELATED BUSINESSES IN MI-4

TOTAL BUSINESSES ▶ **115**

Boat Building	5
Motor / Engine Mfgr.	-
Accessory / Supplies Mfgr.	6
Dealers / Wholesalers	20
Boat Services	84



BOAT BUILDING 4%
MOTOR/ENG. MFGR. † 5%
DLRS/WHOLESALERS 18%
BOAT SERVICES 73%
ACC./SUPPLIES MFGR. † 0%




ESTIMATED JOBS IMPACT OF RECREATIONAL BOATING-RELATED SPENDING IN MI-4

EST. TOTAL JOBS ▶ **5,631**

EST. TOTAL LABOR INCOME ▶ **\$232.3** MILLIONS

Est. Direct Income	\$93.6
Est. Indirect Income	\$58.7
Est. Induced Income	\$80.0

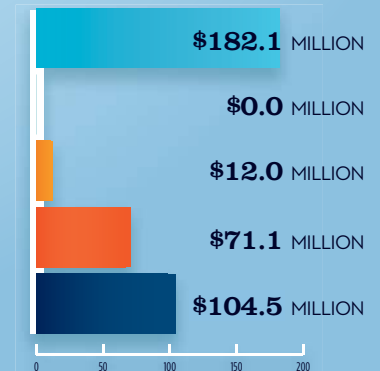


RECREATIONAL BOATING INDUSTRY SALES IN MI-4

Boat Building	\$182.1
Motor / Engine Mfgr.	\$0.0
Accessory / Supplies Mfgr.	\$12.0
TOTAL MFG. SALES	\$194.1

Dealers / Wholesalers	\$71.1
Boat Services	\$104.5
TOTAL RETAIL & SERVICES SALES	\$175.6

BOAT BUILDING 182.1 MILLIONS
MOTOR/ENG. MFGR. 0.0 MILLIONS
DLRS/WHOLESALERS 71.1 MILLIONS
BOAT SERVICES 104.5 MILLIONS
ACC./SUPPLIES MFGR. 12.0 MILLIONS



Source: NMMMA's Center of Knowledge; Recreational Marine Research Center at Michigan State University



National Marine Manufacturers Association

nmma.org

ECONOMIC SIGNIFICANCE OF RECREATIONAL BOATING IN MICHIGAN

CONGRESSIONAL DISTRICT 5

Number of Recreational Boats*	48,492
Recreational Boating Industry Businesses	85
Total Jobs	3,651
Annual Recreational Boating-Related Spending	\$196.6 MILLION


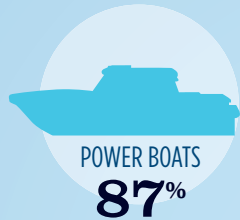
TOTAL ANNUAL ECONOMIC IMPACT OF RECREATIONAL BOATING:

\$462.6 MILLION



RECREATIONAL BOATS IN MI-5

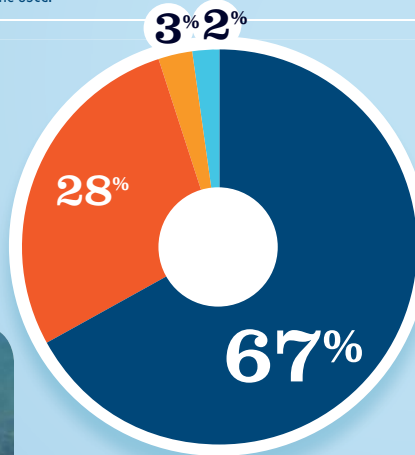
TOTAL BOATS*	▶ 48,492
REGISTERED BOATS	48,492
Power boats	41,921
PWCs	5,365
Sailboats	1,116
Other Boats	90
HOUSEHOLDS PER BOAT	5.9



* Total boats are registered boats as reported by states to the USCG.

RECREATIONAL BOATING CREATES JOBS IN MI-5

TOTAL BOATING JOBS	▶ 397
Boat Building	10
Motor / Engine Mfgr.	-
Accessory / Supplies Mfgr.	10
Dealers / Wholesalers	111
Boat Services	266

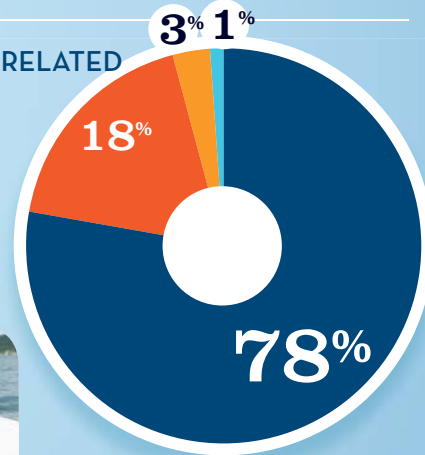


BOAT BUILDING 3%
MOTOR/ENG. MFGR. † 0%
ACC./SUPPLIES MFGR. 2%
DLRS/WHOLESALERS 28%
BOAT SERVICES 67%



RECREATIONAL BOATING-RELATED BUSINESSES IN MI-5

TOTAL BUSINESSES	▶ 85
Boat Building	1
Motor / Engine Mfgr.	-
Accessory / Supplies Mfgr.	3
Dealers / Wholesalers	15
Boat Services	66

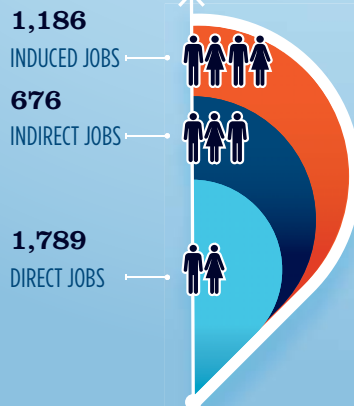


BOAT BUILDING 3%
MOTOR/ENG. MFGR. † 0%
ACC./SUPPLIES MFGR. 1%
DLRS/WHOLESALERS 18%
BOAT SERVICES 78%



ESTIMATED JOBS IMPACT OF RECREATIONAL BOATING-RELATED SPENDING IN MI-5

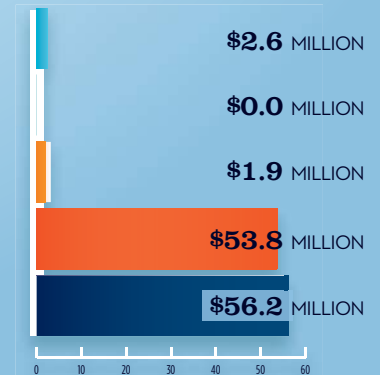
EST. TOTAL JOBS	▶ 3,651
EST. TOTAL LABOR INCOME	▶ \$150.7 MILLIONS
Est. Direct Income	\$61.0
Est. Indirect Income	\$37.8
Est. Induced Income	\$51.9



RECREATIONAL BOATING INDUSTRY SALES IN MI-5

Boat Building	\$2.6	\$2.6 MILLION
Motor / Engine Mfgr.	\$0.0	\$0.0 MILLION
Accessory / Supplies Mfgr.	\$1.9	\$1.9 MILLION
TOTAL MFG. SALES	▶ \$4.5	
Dealers / Wholesalers	\$53.8	\$53.8 MILLION
Boat Services	\$56.2	\$56.2 MILLION
TOTAL RETAIL & SERVICES SALES	▶ \$110.0	

BOAT BUILDING	DLRS/WHOLESALERS
MOTOR/ENG. MFGR.	BOAT SERVICES
ACC./SUPPLIES MFGR.	



Source: NMMMA's Center of Knowledge; Recreational Marine Research Center at Michigan State University



National Marine Manufacturers Association

nmma.org

ECONOMIC SIGNIFICANCE OF RECREATIONAL BOATING IN MICHIGAN

CONGRESSIONAL DISTRICT 6

Number of Recreational Boats*	70,911
Recreational Boating Industry Businesses	120
Total Jobs	5,075
Annual Recreational Boating-Related Spending	\$273.5 MILLION





TOTAL ANNUAL ECONOMIC IMPACT OF RECREATIONAL BOATING:

\$642.7 MILLION

RECREATIONAL BOATS IN MI-6

TOTAL BOATS* **70,911**

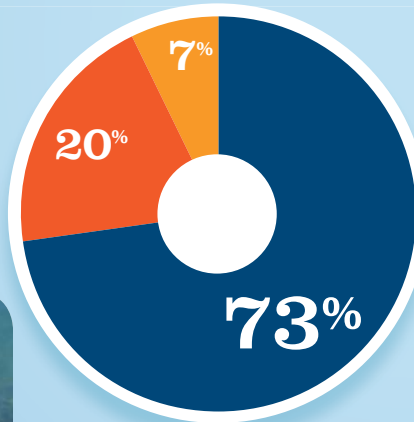
REGISTERED BOATS	70,911
Power boats	60,781
PWCs	7,682
Sailboats	2,328
Other Boats	120
HOUSEHOLDS PER BOAT	3.9



* Total boats are registered boats as reported by states to the USCG.

RECREATIONAL BOATING CREATES JOBS IN MI-6

TOTAL BOATING JOBS	1,029
Boat Building	1
Motor / Engine Mfgr.	-
Accessory / Supplies Mfgr.	67
Dealers / Wholesalers	207
Boat Services	754

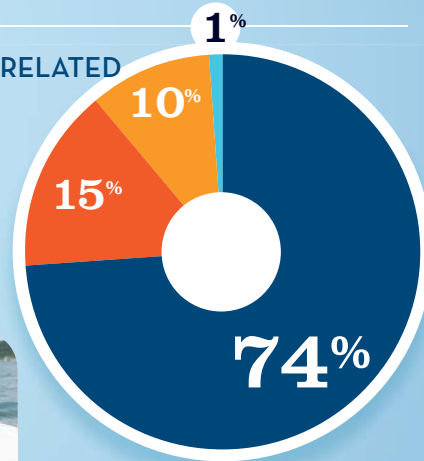


● BOAT BUILDING †
● MOTOR/ENG. MFGR. †
● ACC./SUPPLIES MFGR.
● DLRS/WHOLESALERS
● BOAT SERVICES † 0%



RECREATIONAL BOATING-RELATED BUSINESSES IN MI-6

TOTAL BUSINESSES	120
Boat Building	1
Motor / Engine Mfgr.	-
Accessory / Supplies Mfgr.	12
Dealers / Wholesalers	18
Boat Services	89

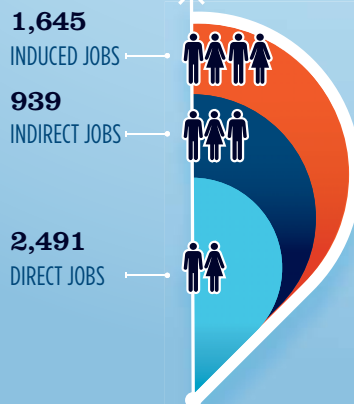


● BOAT BUILDING †
● MOTOR/ENG. MFGR. †
● ACC./SUPPLIES MFGR.
● DLRS/WHOLESALERS
● BOAT SERVICES † 0%



ESTIMATED JOBS IMPACT OF RECREATIONAL BOATING-RELATED SPENDING IN MI-6

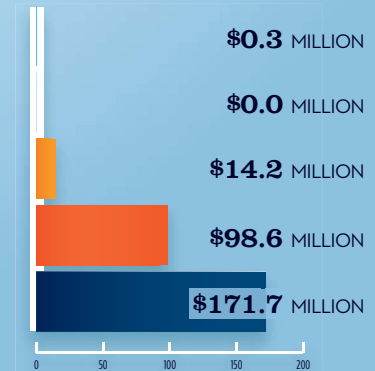
EST. TOTAL JOBS	5,075
EST. TOTAL LABOR INCOME (MILLIONS)	\$209.1
Est. Direct Income	\$84.6
Est. Indirect Income	\$52.5
Est. Induced Income	\$72.0



RECREATIONAL BOATING INDUSTRY SALES IN MI-6

Boat Building	\$0.3	\$0.3 MILLION
Motor / Engine Mfgr.	\$0.0	\$0.0 MILLION
Accessory / Supplies Mfgr.	\$14.2	\$14.2 MILLION
TOTAL MFG. SALES	\$14.5	
Dealers / Wholesalers	\$98.6	\$98.6 MILLION
Boat Services	\$171.7	\$171.7 MILLION
TOTAL RETAIL & SERVICES SALES	\$270.3	

● BOAT BUILDING
● MOTOR/ENG. MFGR.
● ACC./SUPPLIES MFGR.
● DLRS/WHOLESALERS
● BOAT SERVICES



Source: NMMMA's Center of Knowledge; Recreational Marine Research Center at Michigan State University



National Marine Manufacturers Association

nmma.org

ECONOMIC SIGNIFICANCE OF RECREATIONAL BOATING IN MICHIGAN

CONGRESSIONAL DISTRICT 8

Number of Recreational Boats*	55,396
Recreational Boating Industry Businesses	40
Total Jobs	4,431
Annual Recreational Boating-Related Spending	\$237.4 MILLION


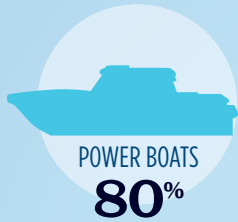
TOTAL ANNUAL ECONOMIC IMPACT OF RECREATIONAL BOATING:

\$560.0 MILLION

RECREATIONAL BOATS IN MI-8

TOTAL BOATS* ▶ 55,396

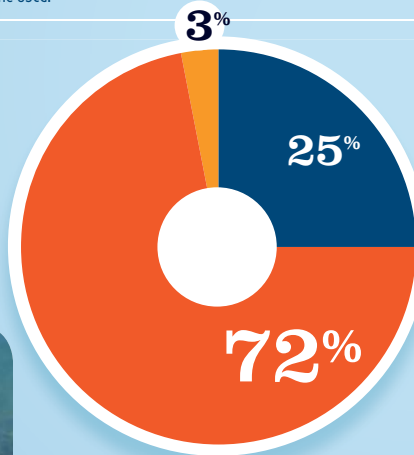
REGISTERED BOATS	55,396
Power boats	44,503
PWCs	8,930
Sailboats	1,901
Other Boats	62
HOUSEHOLDS PER BOAT	4.9



* Total boats are registered boats as reported by states to the USCG.

RECREATIONAL BOATING CREATES JOBS IN MI-8

TOTAL BOATING JOBS	▶ 342
Boat Building	-
Motor / Engine Mfgr.	-
Accessory / Supplies Mfgr.	11
Dealers / Wholesalers	247
Boat Services	84

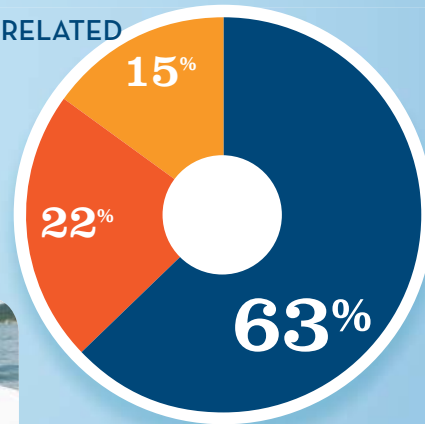


BOAT BUILDING †
MOTOR/ENG. MFGR. †
ACC./SUPPLIES MFGR.
DLRS/WHOLESALERS
BOAT SERVICES
† 0%



RECREATIONAL BOATING-RELATED BUSINESSES IN MI-8

TOTAL BUSINESSES	▶ 40
Boat Building	-
Motor / Engine Mfgr.	-
Accessory / Supplies Mfgr.	6
Dealers / Wholesalers	9
Boat Services	25

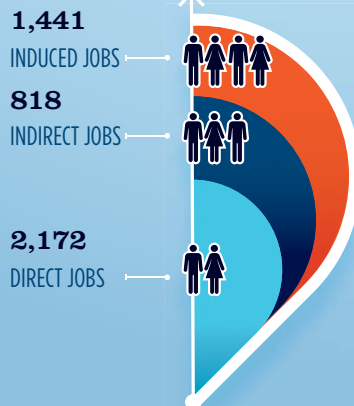


BOAT BUILDING †
MOTOR/ENG. MFGR. †
ACC./SUPPLIES MFGR.
DLRS/WHOLESALERS
BOAT SERVICES
† 0%



ESTIMATED JOBS IMPACT OF RECREATIONAL BOATING-RELATED SPENDING IN MI-8

EST. TOTAL JOBS	▶ 4,431
EST. TOTAL LABOR INCOME	▶ \$183.2 MILLIONS
Est. Direct Income	\$74.4
Est. Indirect Income	\$45.7
Est. Induced Income	\$63.1



RECREATIONAL BOATING INDUSTRY SALES IN MI-8

Boat Building	\$0.0	\$0.0 MILLION
Motor / Engine Mfgr.	\$0.0	\$0.0 MILLION
Accessory / Supplies Mfgr.	\$2.1	\$2.1 MILLION
TOTAL MFG. SALES	\$2.1	
Dealers / Wholesalers	\$95.6	\$95.6 MILLION
Boat Services	\$23.6	\$23.6 MILLION
TOTAL RETAIL & SERVICES SALES	\$119.2	

BOAT BUILDING
MOTOR/ENG. MFGR.
ACC./SUPPLIES MFGR.
DLRS/WHOLESALERS
BOAT SERVICES

Source: NMMMA's Center of Knowledge; Recreational Marine Research Center at Michigan State University



National Marine Manufacturers Association

nmma.org

ECONOMIC SIGNIFICANCE OF RECREATIONAL BOATING IN MICHIGAN

CONGRESSIONAL DISTRICT 10

Number of Recreational Boats*	59,350
Recreational Boating Industry Businesses	204
Total Jobs	5,421
Annual Recreational Boating-Related Spending	\$286.8 MILLION

TOTAL ANNUAL ECONOMIC IMPACT OF RECREATIONAL BOATING:

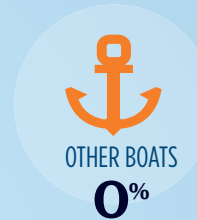

\$680.5 MILLION



RECREATIONAL BOATS IN MI-10

TOTAL BOATS* **59,350**

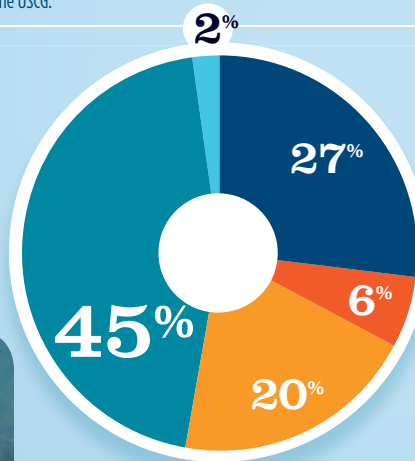
REGISTERED BOATS	59,350
Power boats	47,758
PWCs	10,107
Sailboats	1,376
Other Boats	109
HOUSEHOLDS PER BOAT	4.5



* Total boats are registered boats as reported by states to the USCG.

RECREATIONAL BOATING CREATES JOBS IN MI-10

TOTAL BOATING JOBS	3,331
Boat Building	50
Motor / Engine Mfgr.	1,509
Accessory / Supplies Mfgr.	649
Dealers / Wholesalers	209
Boat Services	914

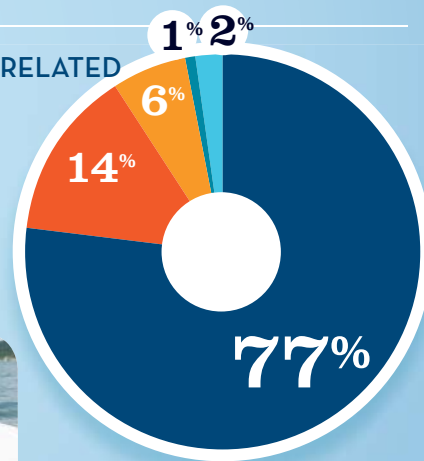


BOAT BUILDING
MOTOR/ENG. MFGR.
ACC./SUPPLIES MFGR.
DLRS/WHOLESALERS
BOAT SERVICES



RECREATIONAL BOATING-RELATED BUSINESSES IN MI-10

TOTAL BUSINESSES	204
Boat Building	4
Motor / Engine Mfgr.	2
Accessory / Supplies Mfgr.	13
Dealers / Wholesalers	29
Boat Services	156

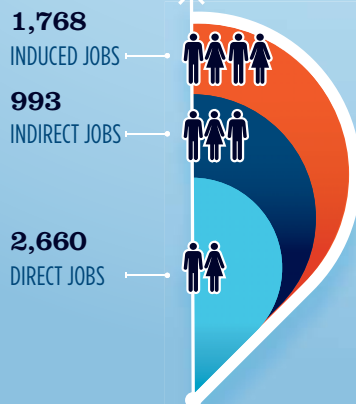


BOAT BUILDING
MOTOR/ENG. MFGR.
ACC./SUPPLIES MFGR.
DLRS/WHOLESALERS
BOAT SERVICES



ESTIMATED JOBS IMPACT OF RECREATIONAL BOATING-RELATED SPENDING IN MI-10

EST. TOTAL JOBS	5,421
EST. TOTAL LABOR INCOME	\$224.7 MILLIONS
Est. Direct Income	\$92.0
Est. Indirect Income	\$55.3
Est. Induced Income	\$77.4



RECREATIONAL BOATING INDUSTRY SALES IN MI-10

Boat Building	\$12.9	MILLIONS
Motor / Engine Mfgr.	\$887.3	MILLIONS
Accessory / Supplies Mfgr.	\$161.3	MILLIONS
TOTAL MFGR. SALES	\$1,061.5	MILLIONS
Dealers / Wholesalers	\$98.9	MILLIONS
Boat Services	\$208.1	MILLIONS
TOTAL RETAIL & SERVICES SALES	\$307.0	MILLIONS

BOAT BUILDING
MOTOR/ENG. MFGR.
ACC./SUPPLIES MFGR.
DLRS/WHOLESALERS
BOAT SERVICES

Source: NMMMA's Center of Knowledge; Recreational Marine Research Center at Michigan State University



National Marine Manufacturers Association

nmma.org

ECONOMIC SIGNIFICANCE OF RECREATIONAL BOATING IN MICHIGAN

CONGRESSIONAL DISTRICT 11

Number of Recreational Boats*	48,178
Recreational Boating Industry Businesses	67
Total Jobs	4,138
Annual Recreational Boating-Related Spending	\$220.4 MILLION

TOTAL ANNUAL ECONOMIC IMPACT OF RECREATIONAL BOATING:

\$521.4 MILLION



RECREATIONAL BOATS IN MI-11

TOTAL BOATS* ▶ 48,178

REGISTERED BOATS 48,178

Power boats	36,987
PWCs	9,274
Sailboats	1,853
Other Boats	64

HOUSEHOLDS PER BOAT 5.8

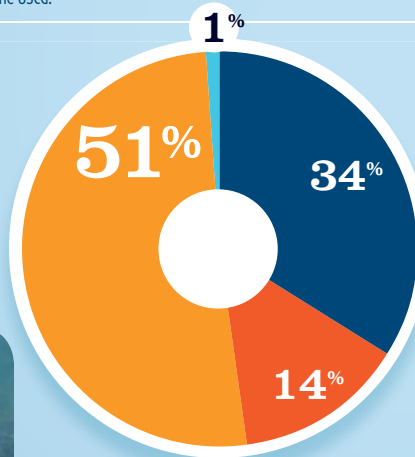


* Total boats are registered boats as reported by states to the USCG.

RECREATIONAL BOATING CREATES JOBS IN MI-11

TOTAL BOATING JOBS ▶ 571

Boat Building	8
Motor / Engine Mfgr.	-
Accessory / Supplies Mfgr.	290
Dealers / Wholesalers	80
Boat Services	193



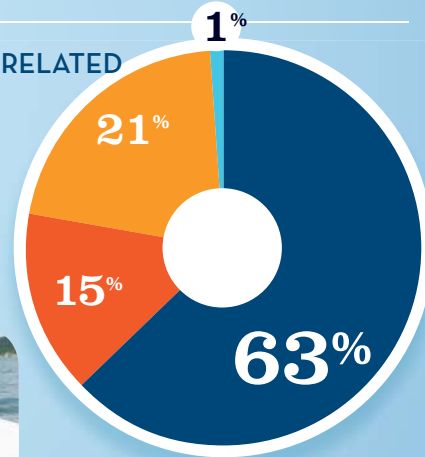
BOAT BUILDING 1%
MOTOR/ENG. MFG. † 0%
ACC./SUPPLIES MFGR. 51%
DLRS/WHOLESALERS 14%
BOAT SERVICES 34%



RECREATIONAL BOATING-RELATED BUSINESSES IN MI-11

TOTAL BUSINESSES ▶ 67

Boat Building	1
Motor / Engine Mfgr.	-
Accessory / Supplies Mfgr.	14
Dealers / Wholesalers	10
Boat Services	42



BOAT BUILDING 1%
MOTOR/ENG. MFG. † 0%
ACC./SUPPLIES MFGR. 21%
DLRS/WHOLESALERS 15%
BOAT SERVICES 63%

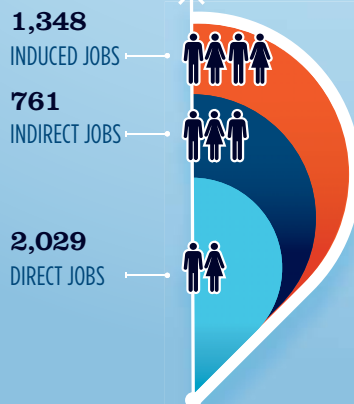


ESTIMATED JOBS IMPACT OF RECREATIONAL BOATING-RELATED SPENDING IN MI-11

EST. TOTAL JOBS ▶ 4,138

EST. TOTAL LABOR INCOME ▶ \$171.3 MILLIONS

Est. Direct Income	\$69.8
Est. Indirect Income	\$42.5
Est. Induced Income	\$59.0



RECREATIONAL BOATING INDUSTRY SALES IN MI-11

Boat Building	\$2.1 MILLION
Motor / Engine Mfgr.	\$0.0 MILLION
Accessory / Supplies Mfgr.	\$80.1 MILLION
TOTAL MFGR. SALES ▶	\$82.2 MILLION

Dealers / Wholesalers	\$38.7 MILLION
Boat Services	\$59.9 MILLION
TOTAL RETAIL & SERVICES SALES ▶	\$98.6 MILLION

BOAT BUILDING
MOTOR/ENG. MFG.
ACC./SUPPLIES MFGR.
DLRS/WHOLESALERS
BOAT SERVICES

Source: NMMMA's Center of Knowledge; Recreational Marine Research Center at Michigan State University



National Marine Manufacturers Association

nmma.org

ECONOMIC SIGNIFICANCE OF RECREATIONAL BOATING IN MICHIGAN

CONGRESSIONAL DISTRICT 14

Number of Recreational Boats*	16,161
Recreational Boating Industry Businesses	36
Total Jobs	1,791
Annual Recreational Boating-Related Spending	\$92.4 MILLION



TOTAL ANNUAL ECONOMIC IMPACT OF RECREATIONAL BOATING:

\$221.5 MILLION

RECREATIONAL BOATS IN MI-14

TOTAL BOATS* **16,161**

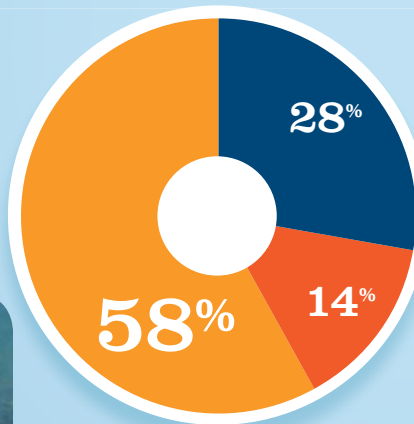
REGISTERED BOATS	16,161
Power boats	12,214
PWCs	2,611
Sailboats	1,319
Other Boats	17
HOUSEHOLDS PER BOAT	16.7



* Total boats are registered boats as reported by states to the USCG.

RECREATIONAL BOATING CREATES JOBS IN MI-14

TOTAL BOATING JOBS	375
Boat Building	-
Motor / Engine Mfgr.	-
Accessory / Supplies Mfgr.	218
Dealers / Wholesalers	52
Boat Services	105

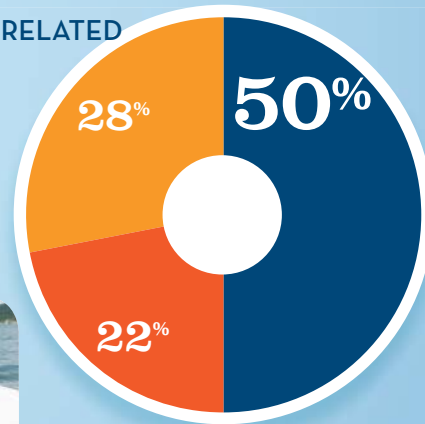


BOAT BUILDING † 0%
MOTOR/ENG. MFGR. † 0%
ACC./SUPPLIES MFGR. 58%
DLRS/WHOLESALERS 14%
BOAT SERVICES 28%



RECREATIONAL BOATING-RELATED BUSINESSES IN MI-14

TOTAL BUSINESSES	36
Boat Building	-
Motor / Engine Mfgr.	-
Accessory / Supplies Mfgr.	10
Dealers / Wholesalers	8
Boat Services	18

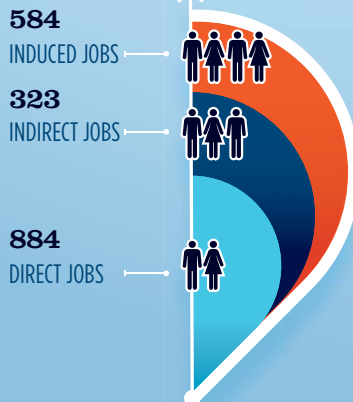


BOAT BUILDING † 0%
MOTOR/ENG. MFGR. † 0%
ACC./SUPPLIES MFGR. 28%
DLRS/WHOLESALERS 22%
BOAT SERVICES 50%



ESTIMATED JOBS IMPACT OF RECREATIONAL BOATING-RELATED SPENDING IN MI-14

EST. TOTAL JOBS	1,791
EST. TOTAL LABOR INCOME (MILLIONS)	\$74.2
Est. Direct Income	\$30.8
Est. Indirect Income	\$17.9
Est. Induced Income	\$25.5



RECREATIONAL BOATING INDUSTRY SALES IN MI-14

Boat Building	\$0.0	\$0.0 MILLION
Motor / Engine Mfgr.	\$0.0	\$0.0 MILLION
Accessory / Supplies Mfgr.	\$54.6	\$54.6 MILLION
TOTAL MFGR. SALES	\$54.6	
Dealers / Wholesalers	\$23.6	\$23.6 MILLION
Boat Services	\$20.3	\$20.3 MILLION
TOTAL RETAIL & SERVICES SALES	\$43.9	

BOAT BUILDING 0%
MOTOR/ENG. MFGR. 0%
ACC./SUPPLIES MFGR. 54.6%
DLRS/WHOLESALERS 23.6%
BOAT SERVICES 20.3%

Source: NMMMA's Center of Knowledge; Recreational Marine Research Center at Michigan State University



National Marine Manufacturers Association

nmma.org

ECONOMIC SIGNIFICANCE OF RECREATIONAL BOATING IN MINNESOTA



TOTAL ANNUAL ECONOMIC IMPACT OF RECREATIONAL BOATING:


\$5.46 BILLION

Number of Recreational Boats*	758,255
Recreational Boating Industry Businesses	676
Total Jobs	42,668
Annual Recreational Boating-Related Spending	\$2.3 BILLION

RECREATIONAL BOATS IN MINNESOTA

TOTAL BOATS* ▶ 758,255

REGISTERED BOATS	758,255
Power boats	545,639
PWCs	43,741
Sailboats	13,869
Other Boats	155,006
HOUSEHOLDS PER BOAT	2.8

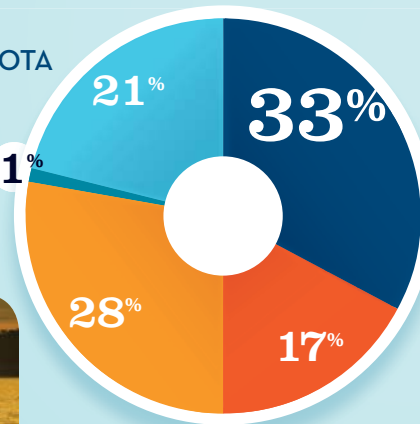


* Total boats are registered boats as reported by states to the USCG.

RECREATIONAL BOATING CREATES JOBS IN MINNESOTA

TOTAL BOATING JOBS ▶ 7,936

Boat Building	1,696
Motor / Engine Mfg.	71
Accessory / Supplies Mfg.	2,206
Dealers / Wholesalers	1,314
Boat Services	2,649



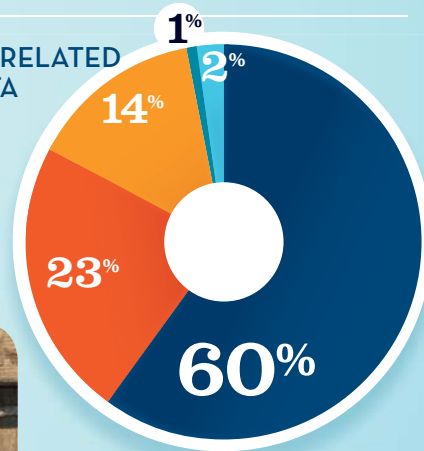
● BOAT BUILDING ● DLRS/WHOLESALEERS
● MOTOR/ENG. MFG. ● BOAT SERVICES
● ACC./SUPPLIES MFG.



RECREATIONAL BOATING-RELATED BUSINESSES IN MINNESOTA

TOTAL BUSINESSES ▶ 676

Boat Building	16
Motor / Engine Mfg.	5
Accessory / Supplies Mfg.	94
Dealers / Wholesalers	153
Boat Services	408



● BOAT BUILDING ● DLRS/WHOLESALEERS
● MOTOR/ENG. MFG. ● BOAT SERVICES
● ACC./SUPPLIES MFG.

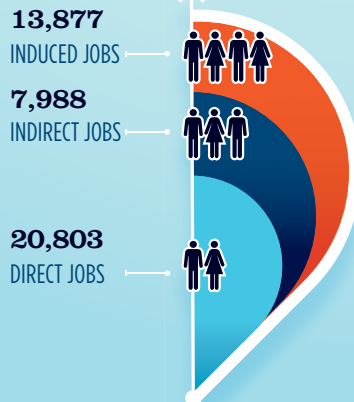


ESTIMATED JOBS IMPACT OF RECREATIONAL BOATING-RELATED SPENDING IN MINNESOTA

EST. TOTAL JOBS ▶ 42,668

EST. TOTAL LABOR INCOME ▶ \$1,763.9 MILLIONS

Est. Direct Income	\$708.1
Est. Indirect Income	\$448.4
Est. Induced Income	\$607.4



RECREATIONAL BOATING INDUSTRY SALES IN MINNESOTA

Boat Building	\$278.9 MILLION
Motor / Engine Mfg.	\$41.7 MILLION
Accessory / Supplies Mfg.	\$460.0 MILLION
TOTAL MFG. SALES	\$780.6
Dealers / Wholesalers	\$541.5 MILLION
Boat Services	\$623.1 MILLION
TOTAL RETAIL & SERVICES SALES	\$1,164.6

● BOAT BUILDING ● DLRS/WHOLESALEERS
● MOTOR/ENG. MFG. ● BOAT SERVICES
● ACC./SUPPLIES MFG.

Source: NMMMA's Center of Knowledge; Recreational Marine Research Center at Michigan State University



National Marine Manufacturers Association

nmma.org

ECONOMIC SIGNIFICANCE OF RECREATIONAL BOATING IN MINNESOTA

CONGRESSIONAL DISTRICT 1

Number of Recreational Boats*	57,689
Recreational Boating Industry Businesses	50
Total Jobs	3,968
Annual Recreational Boating-Related Spending	\$218.0 MILLION

TOTAL ANNUAL ECONOMIC IMPACT OF RECREATIONAL BOATING:


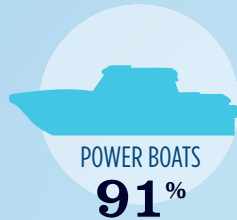
\$509.6 MILLION



RECREATIONAL BOATS IN MN-1

TOTAL BOATS* ▶ **57,689**

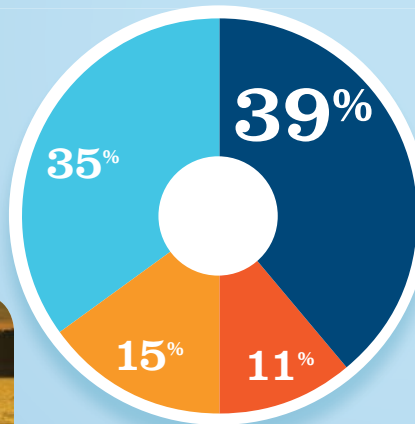
REGISTERED BOATS	57,689
Power boats	52,562
PWCs	4,179
Sailboats	902
Other Boats	46
HOUSEHOLDS PER BOAT	4.5



* Total boats are registered boats as reported by states to the USCG.

RECREATIONAL BOATING CREATES JOBS IN MN-1

TOTAL BOATING JOBS	551
Boat Building	193
Motor / Engine Mfgr.	-
Accessory / Supplies Mfgr.	80
Dealers / Wholesalers	63
Boat Services	215

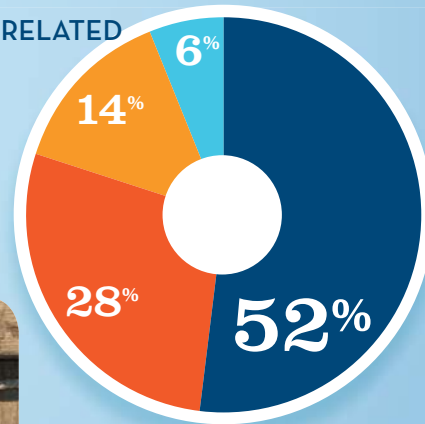


BOAT BUILDING 35%
MOTOR/ENG. MFGR. † 0%
ACC./SUPPLIES MFGR. 15%
DLRS/WHOLESALERS 11%
BOAT SERVICES 39%



RECREATIONAL BOATING-RELATED BUSINESSES IN MN-1

TOTAL BUSINESSES	50
Boat Building	3
Motor / Engine Mfgr.	-
Accessory / Supplies Mfgr.	7
Dealers / Wholesalers	14
Boat Services	26

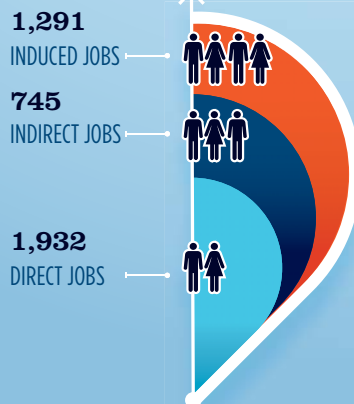


BOAT BUILDING 6%
MOTOR/ENG. MFGR. † 0%
ACC./SUPPLIES MFGR. 28%
DLRS/WHOLESALERS 14%
BOAT SERVICES 52%



ESTIMATED JOBS IMPACT OF RECREATIONAL BOATING-RELATED SPENDING IN MN-1

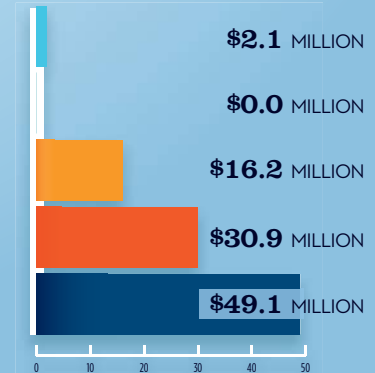
EST. TOTAL JOBS	3,968
EST. TOTAL LABOR INCOME	\$164.1 MILLIONS
Est. Direct Income	\$65.7
Est. Indirect Income	\$41.9
Est. Induced Income	\$56.5



RECREATIONAL BOATING INDUSTRY SALES IN MN-1

Boat Building	\$2.1	\$2.1 MILLION
Motor / Engine Mfgr.	\$0.0	\$0.0 MILLION
Accessory / Supplies Mfgr.	\$16.2	\$16.2 MILLION
TOTAL MFG. SALES	\$18.3	
Dealers / Wholesalers	\$30.9	\$30.9 MILLION
Boat Services	\$49.1	\$49.1 MILLION
TOTAL RETAIL & SERVICES SALES	\$80.0	

BOAT BUILDING
MOTOR/ENG. MFGR.
ACC./SUPPLIES MFGR.
DLRS/WHOLESALERS
BOAT SERVICES



Source: NMMMA's Center of Knowledge; Recreational Marine Research Center at Michigan State University



National Marine Manufacturers Association

nmma.org

ECONOMIC SIGNIFICANCE OF RECREATIONAL BOATING IN MINNESOTA

CONGRESSIONAL DISTRICT 2

Number of Recreational Boats*	60,693
Recreational Boating Industry Businesses	82
Total Jobs	4,558
Annual Recreational Boating-Related Spending	\$248.0 MILLION

TOTAL ANNUAL ECONOMIC IMPACT OF RECREATIONAL BOATING:

\$582.2



 MILLION

RECREATIONAL BOATS IN MN-2

TOTAL BOATS* **60,693**

REGISTERED BOATS	60,693
Power boats	53,759
PWCs	5,577
Sailboats	1,325
Other Boats	32

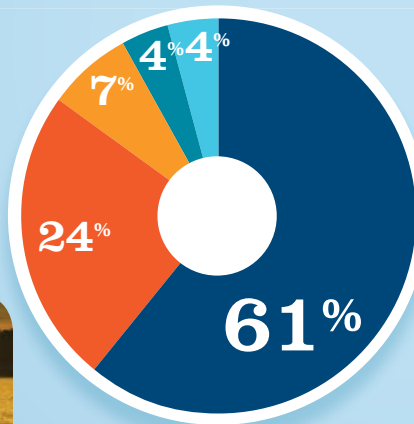
HOUSEHOLDS PER BOAT **4.1**



* Total boats are registered boats as reported by states to the USCG.

RECREATIONAL BOATING CREATES JOBS IN MN-2

TOTAL BOATING JOBS	459
Boat Building	16
Motor / Engine Mfgr.	20
Accessory / Supplies Mfgr.	33
Dealers / Wholesalers	110
Boat Services	280

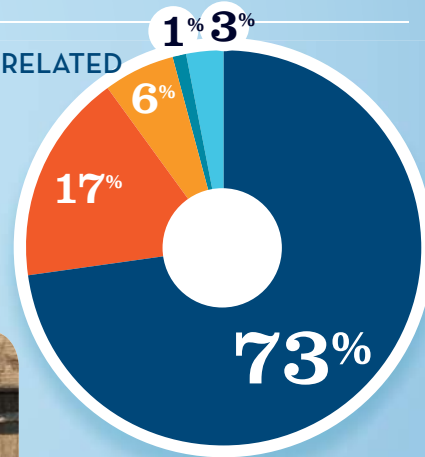


BOAT BUILDING
 MOTOR/ENG. MFGR.
 ACC./SUPPLIES MFGR.
 DLRS/WHOLESALERS
 BOAT SERVICES



RECREATIONAL BOATING-RELATED BUSINESSES IN MN-2

TOTAL BUSINESSES	82
Boat Building	2
Motor / Engine Mfgr.	1
Accessory / Supplies Mfgr.	5
Dealers / Wholesalers	14
Boat Services	60

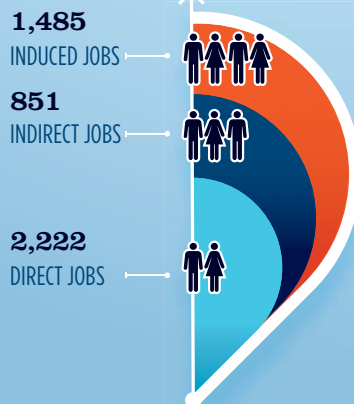


BOAT BUILDING
 MOTOR/ENG. MFGR.
 ACC./SUPPLIES MFGR.
 DLRS/WHOLESALERS
 BOAT SERVICES



ESTIMATED JOBS IMPACT OF RECREATIONAL BOATING-RELATED SPENDING IN MN-2

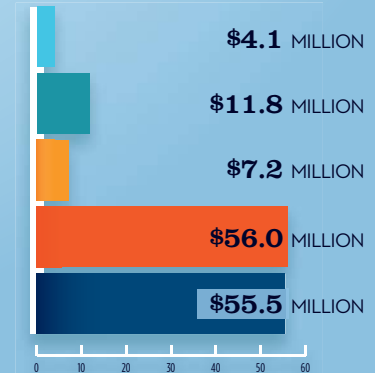
EST. TOTAL JOBS	4,558
EST. TOTAL LABOR INCOME	\$188.8 MILLIONS
Est. Direct Income	\$76.1
Est. Indirect Income	\$47.7
Est. Induced Income	\$65.0



RECREATIONAL BOATING INDUSTRY SALES IN MN-2

Boat Building	\$4.1
Motor / Engine Mfgr.	\$11.8
Accessory / Supplies Mfgr.	\$7.2
TOTAL MFGR. SALES	\$23.1
Dealers / Wholesalers	\$56.0
Boat Services	\$55.5
TOTAL RETAIL & SERVICES SALES	\$111.5

BOAT BUILDING
 MOTOR/ENG. MFGR.
 ACC./SUPPLIES MFGR.
 DLRS/WHOLESALERS
 BOAT SERVICES



Source: NMMMA's Center of Knowledge; Recreational Marine Research Center at Michigan State University



National Marine Manufacturers Association

nmma.org

ECONOMIC SIGNIFICANCE OF RECREATIONAL BOATING IN MINNESOTA

CONGRESSIONAL DISTRICT 3

Number of Recreational Boats*	75,078
Recreational Boating Industry Businesses	77
Total Jobs	5,968
Annual Recreational Boating-Related Spending	\$322.3 MILLION





TOTAL ANNUAL ECONOMIC IMPACT OF RECREATIONAL BOATING:

\$758.6 MILLION

RECREATIONAL BOATS IN MN-3

TOTAL BOATS* ▶ **75,078**

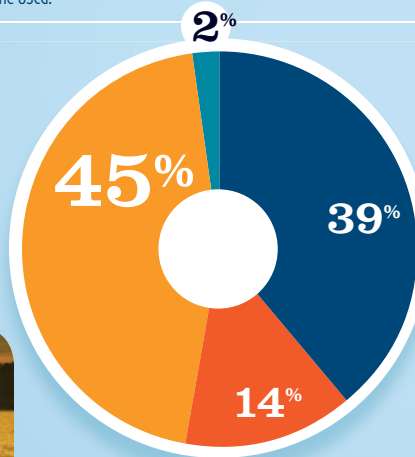
REGISTERED BOATS	75,078
Power boats	63,805
PWCs	8,580
Sailboats	2,655
Other Boats	38
HOUSEHOLDS PER BOAT	3.5



* Total boats are registered boats as reported by states to the USCG.

RECREATIONAL BOATING CREATES JOBS IN MN-3

TOTAL BOATING JOBS	▶ 957
Boat Building	-
Motor / Engine Mfg.	20
Accessory / Supplies Mfg.	430
Dealers / Wholesalers	133
Boat Services	374

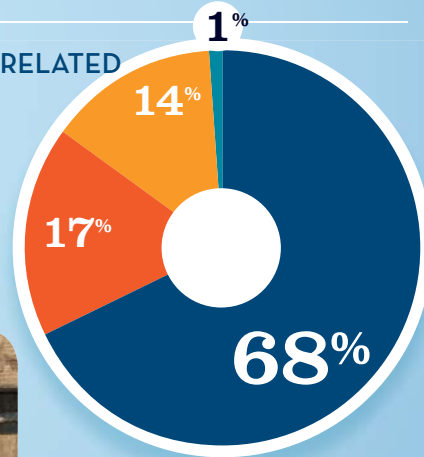


BOAT BUILDING † 2%
MOTOR/ENG. MFGR. 14%
ACC./SUPPLIES MFGR. 45%
DLRS/WHOLESALERS 0%
BOAT SERVICES 39%



RECREATIONAL BOATING-RELATED BUSINESSES IN MN-3

TOTAL BUSINESSES	▶ 77
Boat Building	-
Motor / Engine Mfg.	1
Accessory / Supplies Mfg.	11
Dealers / Wholesalers	13
Boat Services	52




BOAT BUILDING † 1%
MOTOR/ENG. MFGR. 17%
ACC./SUPPLIES MFGR. 14%
DLRS/WHOLESALERS 1%
BOAT SERVICES 68%



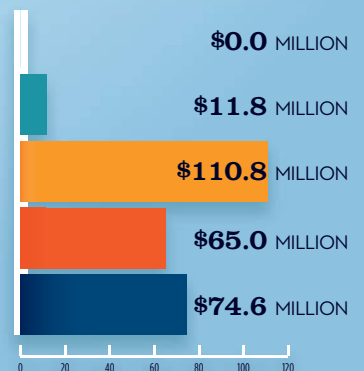
ESTIMATED JOBS IMPACT OF RECREATIONAL BOATING-RELATED SPENDING IN MN-3

EST. TOTAL JOBS	▶ 5,968
EST. TOTAL LABOR INCOME	▶ \$247.2 MILLIONS
Est. Direct Income	\$100.0
Est. Indirect Income	\$62.1
Est. Induced Income	\$85.1



RECREATIONAL BOATING INDUSTRY SALES IN MN-3

Boat Building	\$0.0	\$0.0 MILLION
Motor / Engine Mfg.	\$11.8	\$11.8 MILLION
Accessory / Supplies Mfg.	\$110.8	\$110.8 MILLION
TOTAL MFG. SALES	▶ \$122.5	
Dealers / Wholesalers	\$65.0	\$65.0 MILLION
Boat Services	\$74.6	\$74.6 MILLION
TOTAL RETAIL & SERVICES SALES	▶ \$139.6	



BOAT BUILDING
MOTOR/ENG. MFGR.
ACC./SUPPLIES MFGR.
DLRS/WHOLESALERS
BOAT SERVICES

Source: NMMA's Center of Knowledge; Recreational Marine Research Center at Michigan State University



National Marine Manufacturers Association

nmma.org

ECONOMIC SIGNIFICANCE OF RECREATIONAL BOATING IN MINNESOTA

CONGRESSIONAL DISTRICT 4

Number of Recreational Boats*	51,271
Recreational Boating Industry Businesses	57
Total Jobs	3,869
Annual Recreational Boating-Related Spending	\$209.2 MILLION

TOTAL ANNUAL ECONOMIC IMPACT OF RECREATIONAL BOATING:



\$491.8 MILLION

RECREATIONAL BOATS IN MN-4

TOTAL BOATS* 51,271

REGISTERED BOATS	51,271
Power boats	45,028
PWCs	3,829
Sailboats	2,377
Other Boats	37

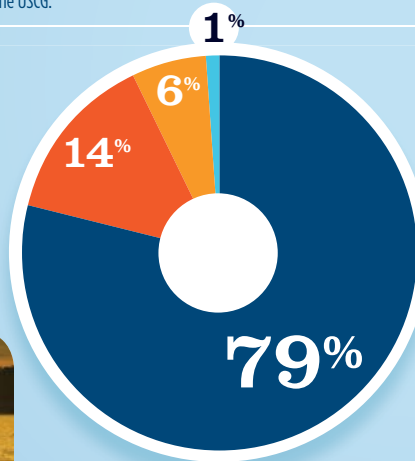
HOUSEHOLDS PER BOAT 5.1



* Total boats are registered boats as reported by states to the USCG.

RECREATIONAL BOATING CREATES JOBS IN MN-4

TOTAL BOATING JOBS	595
Boat Building	5
Motor / Engine Mfgr.	-
Accessory / Supplies Mfgr.	37
Dealers / Wholesalers	82
Boat Services	471

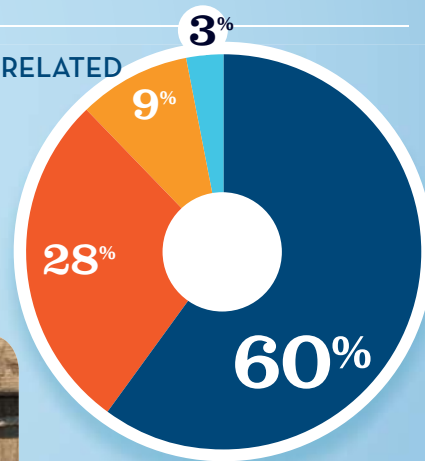


BOAT BUILDING 1%
DLRS/WHOLESALERS 14%
MOTOR/ENG. MFGR. + 0%
ACC./SUPPLIES MFGR. 6%
BOAT SERVICES 79%



RECREATIONAL BOATING-RELATED BUSINESSES IN MN-4

TOTAL BUSINESSES	57
Boat Building	2
Motor / Engine Mfgr.	-
Accessory / Supplies Mfgr.	5
Dealers / Wholesalers	16
Boat Services	34

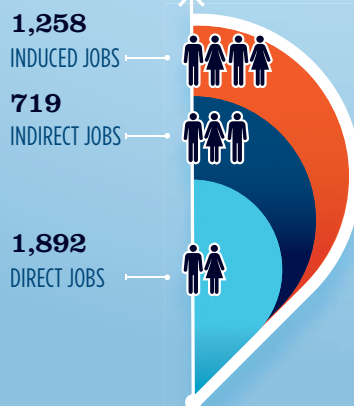


BOAT BUILDING 3%
DLRS/WHOLESALERS 28%
MOTOR/ENG. MFGR. + 0%
ACC./SUPPLIES MFGR. 9%
BOAT SERVICES 60%



ESTIMATED JOBS IMPACT OF RECREATIONAL BOATING-RELATED SPENDING IN MN-4

EST. TOTAL JOBS	3,869
EST. TOTAL LABOR INCOME (MILLIONS)	\$159.9
Est. Direct Income	\$64.6
Est. Indirect Income	\$40.2
Est. Induced Income	\$55.1

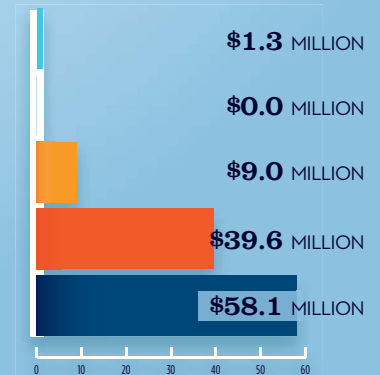


RECREATIONAL BOATING INDUSTRY SALES IN MN-4

Boat Building	\$1.3	\$1.3 MILLION
Motor / Engine Mfgr.	\$0.0	\$0.0 MILLION
Accessory / Supplies Mfgr.	\$9.0	\$9.0 MILLION
TOTAL MFG. SALES	\$10.3	

Dealers / Wholesalers	\$39.6	\$39.6 MILLION
Boat Services	\$58.1	\$58.1 MILLION
TOTAL RETAIL & SERVICES SALES	\$97.7	

BOAT BUILDING \$1.3 MILLION
DLRS/WHOLESALERS \$39.6 MILLION
MOTOR/ENG. MFGR. \$0.0 MILLION
BOAT SERVICES \$58.1 MILLION
ACC./SUPPLIES MFGR. \$9.0 MILLION



Source: NMMA's Center of Knowledge; Recreational Marine Research Center at Michigan State University



National Marine Manufacturers Association

nmma.org

ECONOMIC SIGNIFICANCE OF RECREATIONAL BOATING IN MINNESOTA

CONGRESSIONAL DISTRICT 5

Number of Recreational Boats*	29,641
Recreational Boating Industry Businesses	31
Total Jobs	2,103
Annual Recreational Boating-Related Spending	\$113.9 MILLION





TOTAL ANNUAL ECONOMIC IMPACT OF RECREATIONAL BOATING:

\$267.3 MILLION

RECREATIONAL BOATS IN MN-5

TOTAL BOATS* ▶ 29,641

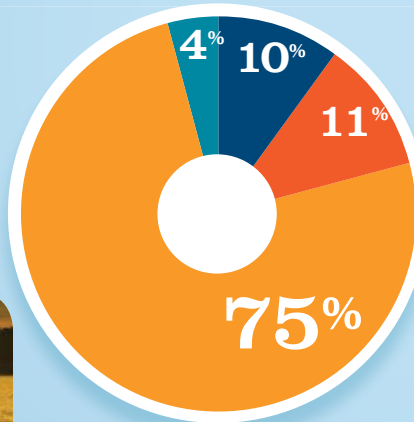
REGISTERED BOATS	29,641
Power boats	26,121
PWCs	1,812
Sailboats	1,694
Other Boats	14
HOUSEHOLDS PER BOAT	9.6



* Total boats are registered boats as reported by states to the USCG.

RECREATIONAL BOATING CREATES JOBS IN MN-5

TOTAL BOATING JOBS	▶ 575
Boat Building	-
Motor / Engine Mfgr.	20
Accessory / Supplies Mfgr.	430
Dealers / Wholesalers	65
Boat Services	60

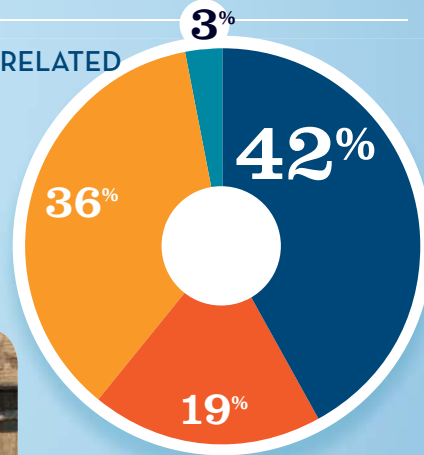


● BOAT BUILDING †
● MOTOR/ENG. MFGR.
● ACC./SUPPLIES MFGR.
● DLRS/WHOLESALERS
● BOAT SERVICES
 † 0%



RECREATIONAL BOATING-RELATED BUSINESSES IN MN-5

TOTAL BUSINESSES	▶ 31
Boat Building	-
Motor / Engine Mfgr.	1
Accessory / Supplies Mfgr.	11
Dealers / Wholesalers	6
Boat Services	13

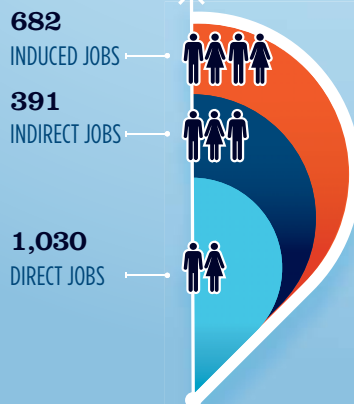


● BOAT BUILDING †
● MOTOR/ENG. MFGR.
● ACC./SUPPLIES MFGR.
● DLRS/WHOLESALERS
● BOAT SERVICES
 † 0%



ESTIMATED JOBS IMPACT OF RECREATIONAL BOATING-RELATED SPENDING IN MN-5

EST. TOTAL JOBS	▶ 2,103
EST. TOTAL LABOR INCOME	▶ \$86.6 MILLIONS
Est. Direct Income	\$34.9
Est. Indirect Income	\$21.9
Est. Induced Income	\$29.8



RECREATIONAL BOATING INDUSTRY SALES IN MN-5

Boat Building	\$0.0	\$0.0 MILLION
Motor / Engine Mfgr.	\$11.8	\$11.8 MILLION
Accessory / Supplies Mfgr.	\$95.5	\$95.5 MILLION
TOTAL MFGR. SALES	▶ \$107.3	
Dealers / Wholesalers	\$31.9	\$31.9 MILLION
Boat Services	\$16.0	\$16.0 MILLION
TOTAL RETAIL & SERVICES SALES	▶ \$47.9	

● BOAT BUILDING
● MOTOR/ENG. MFGR.
● ACC./SUPPLIES MFGR.
● DLRS/WHOLESALERS
● BOAT SERVICES

Source: NMMA's Center of Knowledge; Recreational Marine Research Center at Michigan State University



National Marine Manufacturers Association

nmma.org

ECONOMIC SIGNIFICANCE OF RECREATIONAL BOATING IN MINNESOTA

CONGRESSIONAL DISTRICT 6

Number of Recreational Boats*	91,210
Recreational Boating Industry Businesses	77
Total Jobs	6,322
Annual Recreational Boating-Related Spending	\$347.5 MILLION

TOTAL ANNUAL ECONOMIC IMPACT OF RECREATIONAL BOATING:



\$812.3 MILLION



RECREATIONAL BOATS IN MN-6

TOTAL BOATS* 91,210

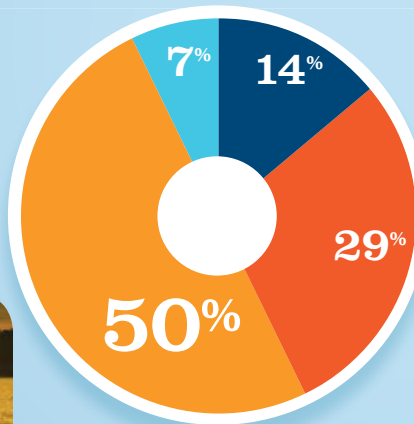
REGISTERED BOATS	91,210
Power boats	82,981
PWCs	6,753
Sailboats	1,436
Other Boats	40
HOUSEHOLDS PER BOAT	2.6



* Total boats are registered boats as reported by states to the USCG.

RECREATIONAL BOATING CREATES JOBS IN MN-6

TOTAL BOATING JOBS	947
Boat Building	63
Motor / Engine Mfgr.	-
Accessory / Supplies Mfgr.	470
Dealers / Wholesalers	278
Boat Services	136

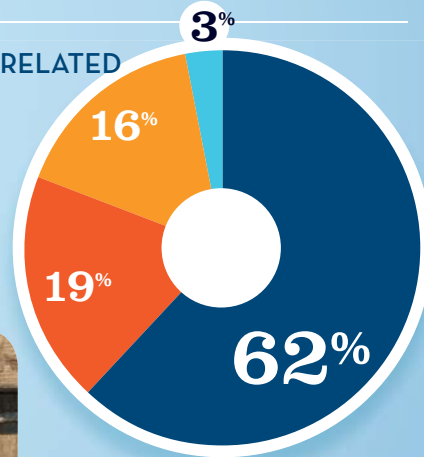


● BOAT BUILDING ● DLRS/WHOLESALERS
● MOTOR/ENG. MFGR. † ● BOAT SERVICES
● ACC./SUPPLIES MFGR. † 0%



RECREATIONAL BOATING-RELATED BUSINESSES IN MN-6

TOTAL BUSINESSES	77
Boat Building	2
Motor / Engine Mfgr.	-
Accessory / Supplies Mfgr.	12
Dealers / Wholesalers	15
Boat Services	48

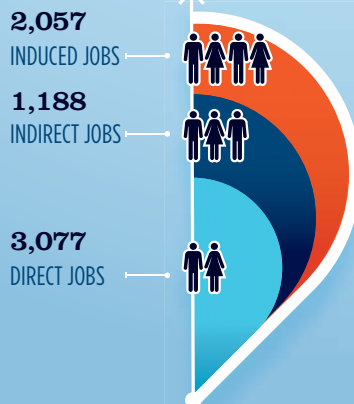


● BOAT BUILDING ● DLRS/WHOLESALERS
● MOTOR/ENG. MFGR. † ● BOAT SERVICES
● ACC./SUPPLIES MFGR. † 0%



ESTIMATED JOBS IMPACT OF RECREATIONAL BOATING-RELATED SPENDING IN MN-6

EST. TOTAL JOBS	6,322
EST. TOTAL LABOR INCOME	\$261.5 MILLIONS
Est. Direct Income	\$104.7
Est. Indirect Income	\$66.8
Est. Induced Income	\$90.0



RECREATIONAL BOATING INDUSTRY SALES IN MN-6

Boat Building	\$0.8 MILLION
Motor / Engine Mfgr.	\$0.0 MILLION
Accessory / Supplies Mfgr.	\$119.1 MILLION
TOTAL MFGR. SALES	\$119.9 MILLION
Dealers / Wholesalers	\$60.3 MILLION
Boat Services	\$37.9 MILLION
TOTAL RETAIL & SERVICES SALES	\$98.2 MILLION

● BOAT BUILDING ● DLRS/WHOLESALERS
● MOTOR/ENG. MFGR. ● BOAT SERVICES
● ACC./SUPPLIES MFGR.

Source: NMMA's Center of Knowledge; Recreational Marine Research Center at Michigan State University



National Marine Manufacturers Association

nmma.org

ECONOMIC SIGNIFICANCE OF RECREATIONAL BOATING IN MINNESOTA

CONGRESSIONAL DISTRICT 7

Number of Recreational Boats*	99,882
Recreational Boating Industry Businesses	85
Total Jobs	6,590
Annual Recreational Boating-Related Spending	\$364.0 MILLION





TOTAL ANNUAL ECONOMIC IMPACT OF RECREATIONAL BOATING:

\$848.8 MILLION

RECREATIONAL BOATS IN MN-7

TOTAL BOATS* **99,882**

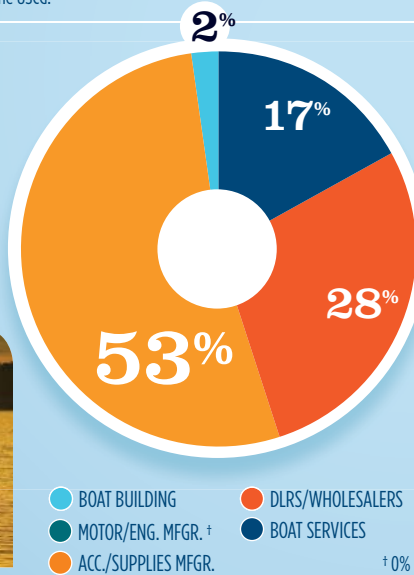
REGISTERED BOATS	99,882
Power boats	91,183
PWCs	7,222
Sailboats	1,443
Other Boats	34
HOUSEHOLDS PER BOAT	2.7



* Total boats are registered boats as reported by states to the USCG.

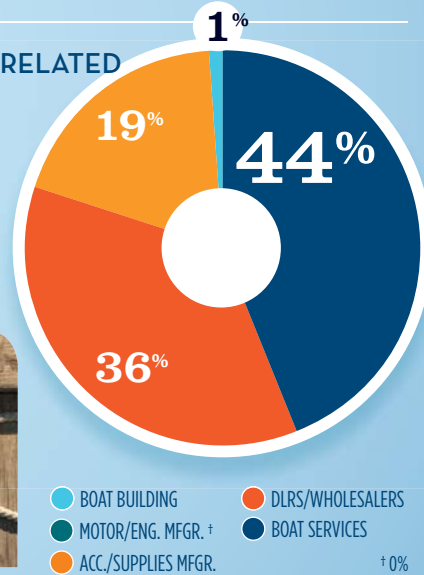
RECREATIONAL BOATING CREATES JOBS IN MN-7

TOTAL BOATING JOBS	882
Boat Building	20
Motor / Engine Mfgr.	-
Accessory / Supplies Mfgr.	470
Dealers / Wholesalers	247
Boat Services	145



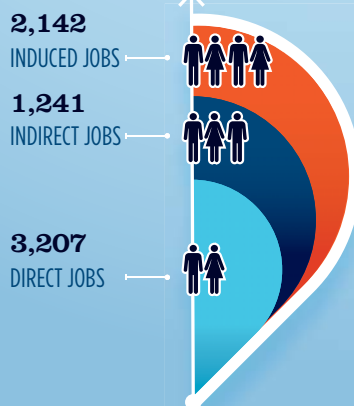
RECREATIONAL BOATING-RELATED BUSINESSES IN MN-7

TOTAL BUSINESSES	85
Boat Building	1
Motor / Engine Mfgr.	-
Accessory / Supplies Mfgr.	16
Dealers / Wholesalers	31
Boat Services	37



ESTIMATED JOBS IMPACT OF RECREATIONAL BOATING-RELATED SPENDING IN MN-7

EST. TOTAL JOBS	6,590
EST. TOTAL LABOR INCOME (MILLIONS)	\$272.3
Est. Direct Income	\$108.6
Est. Indirect Income	\$69.9
Est. Induced Income	\$93.8



RECREATIONAL BOATING INDUSTRY SALES IN MN-7

Boat Building	\$0.0	\$0.0 MILLION
Motor / Engine Mfgr.	\$0.0	\$0.0 MILLION
Accessory / Supplies Mfgr.	\$36.8	\$36.8 MILLION
TOTAL MFGR. SALES	\$36.8	
Dealers / Wholesalers	\$117.3	\$117.3 MILLION
Boat Services	\$47.9	\$47.9 MILLION
TOTAL RETAIL & SERVICES SALES	\$165.2	

Source: NMMA's Center of Knowledge; Recreational Marine Research Center at Michigan State University



National Marine Manufacturers Association

nmma.org

ECONOMIC SIGNIFICANCE OF RECREATIONAL BOATING IN MINNESOTA

CONGRESSIONAL DISTRICT 8

Number of Recreational Boats*	138,017
Recreational Boating Industry Businesses	217
Total Jobs	9,269
Annual Recreational Boating-Related Spending	\$509.6 MILLION

TOTAL ANNUAL ECONOMIC IMPACT OF RECREATIONAL BOATING:



\$1.19

 BILLION

RECREATIONAL BOATS IN MN-8

TOTAL BOATS* **138,017**

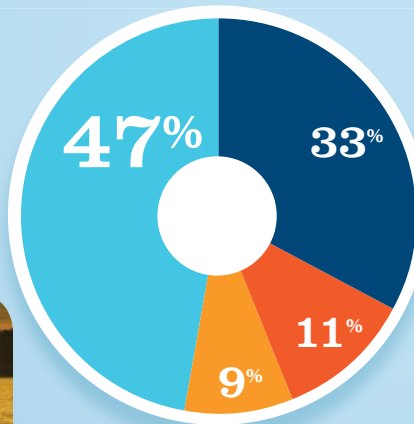
REGISTERED BOATS	138,017
Power boats	130,129
PWCs	5,781
Sailboats	2,033
Other Boats	74
HOUSEHOLDS PER BOAT	1.9



* Total boats are registered boats as reported by states to the USCG.

RECREATIONAL BOATING CREATES JOBS IN MN-8

TOTAL BOATING JOBS	2,970
Boat Building	1,399
Motor / Engine Mfgr.	11
Accessory / Supplies Mfgr.	256
Dealers / Wholesalers	336
Boat Services	968

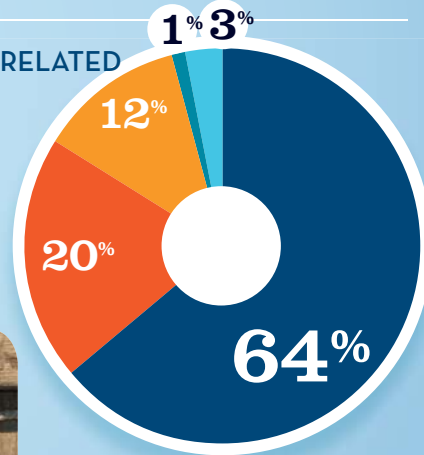


● BOAT BUILDING ● DLRS/WHOLESALERS
● MOTOR/ENG. MFGR. † ● BOAT SERVICES
● ACC./SUPPLIES MFGR. † 0%



RECREATIONAL BOATING-RELATED BUSINESSES IN MN-8

TOTAL BUSINESSES	217
Boat Building	6
Motor / Engine Mfgr.	2
Accessory / Supplies Mfgr.	27
Dealers / Wholesalers	44
Boat Services	138

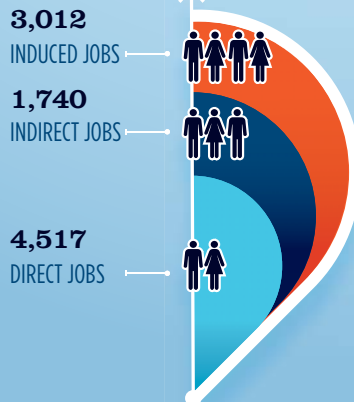


● BOAT BUILDING ● DLRS/WHOLESALERS
● MOTOR/ENG. MFGR. ● BOAT SERVICES
● ACC./SUPPLIES MFGR.



ESTIMATED JOBS IMPACT OF RECREATIONAL BOATING-RELATED SPENDING IN MN-8

EST. TOTAL JOBS	9,269
EST. TOTAL LABOR INCOME	\$382.8 MILLIONS
Est. Direct Income	\$153.2
Est. Indirect Income	\$97.8
Est. Induced Income	\$131.8



RECREATIONAL BOATING INDUSTRY SALES IN MN-8

Boat Building	\$270.6	MILLIONS
Motor / Engine Mfgr.	\$6.5	MILLIONS
Accessory / Supplies Mfgr.	\$65.5	MILLIONS
TOTAL MFGR. SALES	\$342.6	
Dealers / Wholesalers	\$140.5	MILLIONS
Boat Services	\$284.0	MILLIONS
TOTAL RETAIL & SERVICES SALES	\$424.5	

● BOAT BUILDING ● DLRS/WHOLESALERS
● MOTOR/ENG. MFGR. ● BOAT SERVICES
● ACC./SUPPLIES MFGR.

Source: NMMA's Center of Knowledge; Recreational Marine Research Center at Michigan State University



National Marine Manufacturers Association

nmma.org

ECONOMIC SIGNIFICANCE OF RECREATIONAL BOATING IN OHIO



TOTAL ANNUAL ECONOMIC IMPACT OF RECREATIONAL BOATING:


\$3.64 BILLION

Number of Recreational Boats*	453,487
Recreational Boating Industry Businesses	771
Total Jobs	28,921
Annual Recreational Boating-Related Spending	\$1.5 BILLION

RECREATIONAL BOATS IN OHIO

TOTAL BOATS* ▶ **453,487**

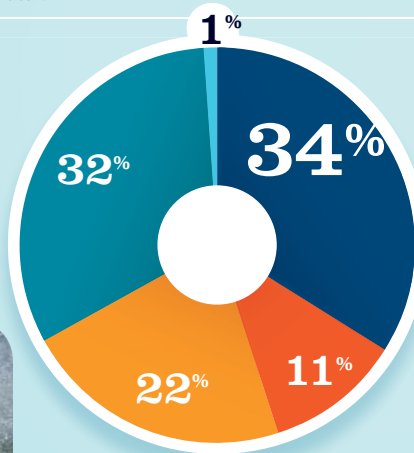
REGISTERED BOATS	453,487
Power boats	281,428
PWCs	46,036
Sailboats	11,801
Other Boats	114,222
HOUSEHOLDS PER BOAT	10.2



* Total boats are registered boats as reported by states to the USCG.

RECREATIONAL BOATING CREATES JOBS IN OHIO

TOTAL BOATING JOBS	▶ 9,157
Boat Building	85
Motor / Engine Mfgr.	2,949
Accessory / Supplies Mfgr.	2,013
Dealers / Wholesalers	1,032
Boat Services	3,078

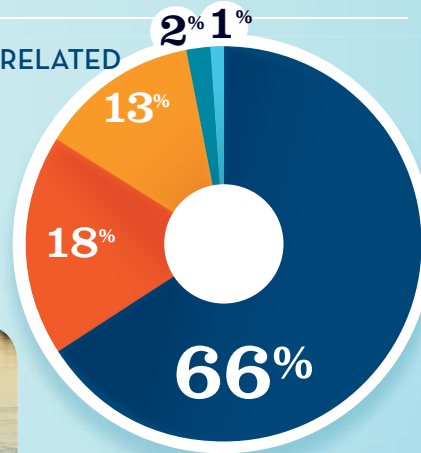


● BOAT BUILDING ● DLRS/WHOLESALERS
● MOTOR/ENG. MFGR. ● BOAT SERVICES
● ACC./SUPPLIES MFGR.



RECREATIONAL BOATING-RELATED BUSINESSES IN OHIO

TOTAL BUSINESSES	▶ 771
Boat Building	8
Motor / Engine Mfgr.	15
Accessory / Supplies Mfgr.	97
Dealers / Wholesalers	142
Boat Services	509

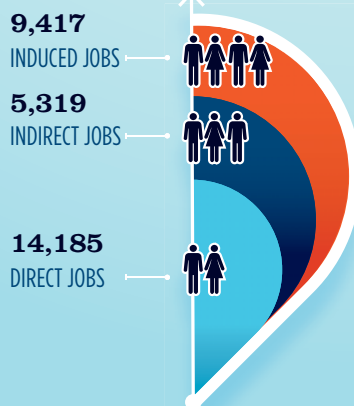


● BOAT BUILDING ● DLRS/WHOLESALERS
● MOTOR/ENG. MFGR. ● BOAT SERVICES
● ACC./SUPPLIES MFGR.



ESTIMATED JOBS IMPACT OF RECREATIONAL BOATING-RELATED SPENDING IN OHIO

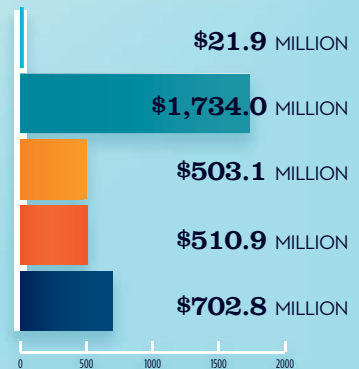
EST. TOTAL JOBS	▶ 28,921
EST. TOTAL LABOR INCOME	▶ \$1,197.0 MILLIONS
Est. Direct Income	\$488.1
Est. Indirect Income	\$296.7
Est. Induced Income	\$412.2



RECREATIONAL BOATING INDUSTRY SALES IN OHIO

Boat Building	\$21.9
Motor / Engine Mfgr.	\$1,734.0
Accessory / Supplies Mfgr.	\$503.1
TOTAL MFGR. SALES	▶ \$2,259.0
Dealers / Wholesalers	\$510.9
Boat Services	\$702.8
TOTAL RETAIL & SERVICES SALES	▶ \$1,213.7

● BOAT BUILDING ● DLRS/WHOLESALERS
● MOTOR/ENG. MFGR. ● BOAT SERVICES
● ACC./SUPPLIES MFGR.



Source: NMMA's Center of Knowledge; Recreational Marine Research Center at Michigan State University



National Marine Manufacturers Association

nmma.org

ECONOMIC SIGNIFICANCE OF RECREATIONAL BOATING IN OHIO

CONGRESSIONAL DISTRICT 3

Number of Recreational Boats*	7,387
Recreational Boating Industry Businesses	18
Total Jobs	572
Annual Recreational Boating-Related Spending	\$30.6 MILLION

TOTAL ANNUAL ECONOMIC IMPACT OF RECREATIONAL BOATING:

\$72.2 MILLION



RECREATIONAL BOATS IN OH-3

TOTAL BOATS* **7,387**

REGISTERED BOATS **7,387**

Power boats	6,209
PWCs	801
Sailboats	374
Other Boats	3

HOUSEHOLDS PER BOAT **39.8**

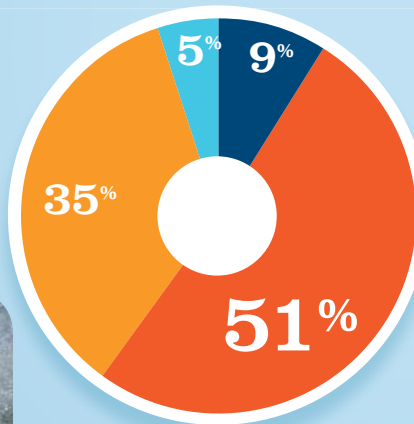


* Total boats are registered boats as reported by states to the USCG.

RECREATIONAL BOATING CREATES JOBS IN OH-3

TOTAL BOATING JOBS **159**

Boat Building	8
Motor / Engine Mfgr.	-
Accessory / Supplies Mfgr.	55
Dealers / Wholesalers	81
Boat Services	15



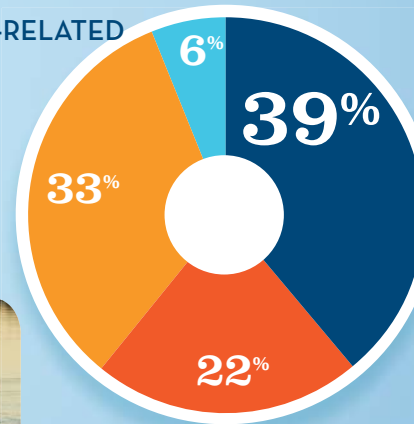
BOAT BUILDING 5%
MOTOR/ENG. MFGR. † 9%
ACC./SUPPLIES MFGR. 35%
DLRS/WHOLESALERS 51%
BOAT SERVICES † 0%



RECREATIONAL BOATING-RELATED BUSINESSES IN OH-3

TOTAL BUSINESSES **18**

Boat Building	1
Motor / Engine Mfgr.	-
Accessory / Supplies Mfgr.	6
Dealers / Wholesalers	4
Boat Services	7



BOAT BUILDING 6%
MOTOR/ENG. MFGR. † 33%
ACC./SUPPLIES MFGR. 39%
DLRS/WHOLESALERS 22%
BOAT SERVICES † 0%

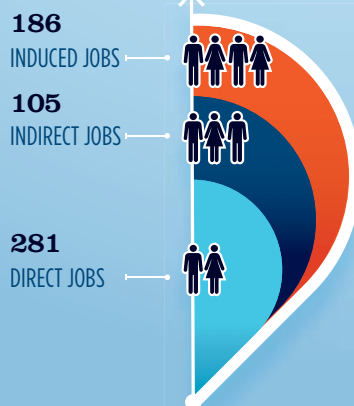


ESTIMATED JOBS IMPACT OF RECREATIONAL BOATING-RELATED SPENDING IN OH-3

EST. TOTAL JOBS **572**

EST. TOTAL LABOR INCOME **\$23.6** MILLIONS

Est. Direct Income	\$9.6
Est. Indirect Income	\$5.9
Est. Induced Income	\$8.1

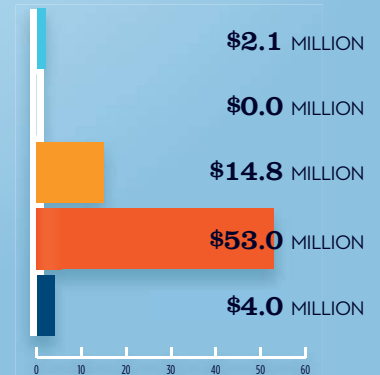


RECREATIONAL BOATING INDUSTRY SALES IN OH-3

Boat Building	\$2.1
Motor / Engine Mfgr.	\$0.0
Accessory / Supplies Mfgr.	\$14.8
TOTAL MFG. SALES	\$16.9

Dealers / Wholesalers	\$53.0
Boat Services	\$4.0
TOTAL RETAIL & SERVICES SALES	\$57.0

BOAT BUILDING \$2.1 MILLION
MOTOR/ENG. MFGR. \$0.0 MILLION
ACC./SUPPLIES MFGR. \$14.8 MILLION
DLRS/WHOLESALERS \$53.0 MILLION
BOAT SERVICES \$4.0 MILLION



Source: NMMMA's Center of Knowledge; Recreational Marine Research Center at Michigan State University



National Marine Manufacturers Association

nmma.org

ECONOMIC SIGNIFICANCE OF RECREATIONAL BOATING IN OHIO

CONGRESSIONAL DISTRICT 4

Number of Recreational Boats*	25,619
Recreational Boating Industry Businesses	49
Total Jobs	2,074
Annual Recreational Boating-Related Spending	\$111.2 MILLION

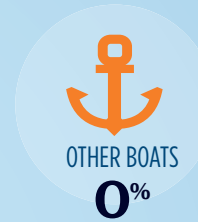

TOTAL ANNUAL ECONOMIC IMPACT OF RECREATIONAL BOATING:

\$262.3 MILLION

RECREATIONAL BOATS IN OH-4

TOTAL BOATS* **25,619**

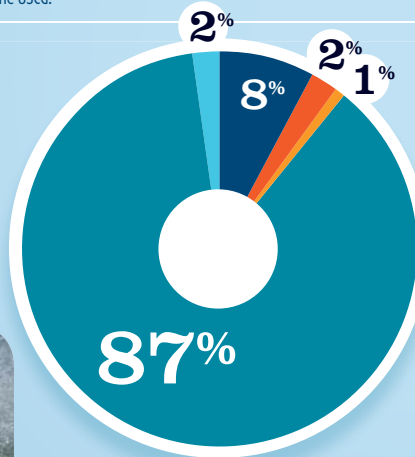
REGISTERED BOATS	25,619
Power boats	21,240
PWCs	3,765
Sailboats	589
Other Boats	25
HOUSEHOLDS PER BOAT	10.8



* Total boats are registered boats as reported by states to the USCG.

RECREATIONAL BOATING CREATES JOBS IN OH-4

TOTAL BOATING JOBS	2,976
Boat Building	50
Motor / Engine Mfgr.	2,592
Accessory / Supplies Mfgr.	44
Dealers / Wholesalers	52
Boat Services	238

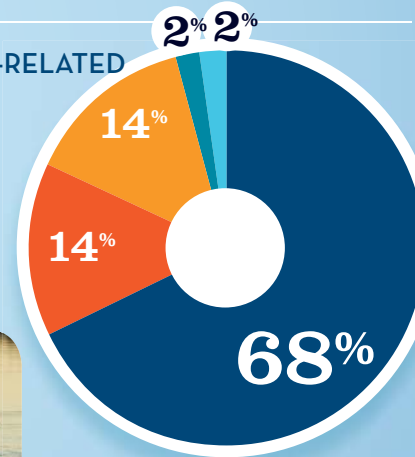


BOAT BUILDING (2%)
MOTOR/ENG. MFGR. (87%)
ACC./SUPPLIES MFGR. (2%)
DLRS/WHOLESALERS (2%)
BOAT SERVICES (1%)



RECREATIONAL BOATING-RELATED BUSINESSES IN OH-4

TOTAL BUSINESSES	49
Boat Building	1
Motor / Engine Mfgr.	1
Accessory / Supplies Mfgr.	7
Dealers / Wholesalers	7
Boat Services	33

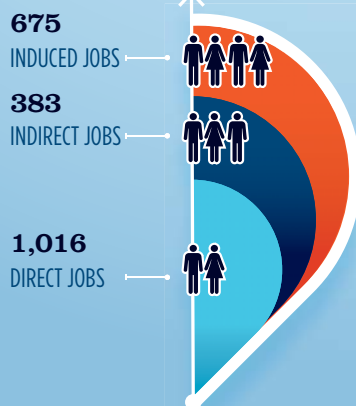


BOAT BUILDING (2%)
MOTOR/ENG. MFGR. (2%)
ACC./SUPPLIES MFGR. (14%)
DLRS/WHOLESALERS (14%)
BOAT SERVICES (68%)



ESTIMATED JOBS IMPACT OF RECREATIONAL BOATING-RELATED SPENDING IN OH-4

EST. TOTAL JOBS	2,074
EST. TOTAL LABOR INCOME (MILLIONS)	\$85.7
Est. Direct Income	\$34.8
Est. Indirect Income	\$21.4
Est. Induced Income	\$29.5



RECREATIONAL BOATING INDUSTRY SALES IN OH-4

Boat Building	\$12.9 MILLION
Motor / Engine Mfgr.	\$1,524.1 MILLION
Accessory / Supplies Mfgr.	\$9.9 MILLION
TOTAL MFGR. SALES	\$1,546.9
Dealers / Wholesalers	\$24.5 MILLION
Boat Services	\$89.9 MILLION
TOTAL RETAIL & SERVICES SALES	\$114.4

BOAT BUILDING (2%)
MOTOR/ENG. MFGR. (87%)
ACC./SUPPLIES MFGR. (2%)
DLRS/WHOLESALERS (2%)
BOAT SERVICES (1%)

0 500 1000 1500 2000



National Marine Manufacturers Association

nmma.org

ECONOMIC SIGNIFICANCE OF RECREATIONAL BOATING IN OHIO

CONGRESSIONAL DISTRICT 5

Number of Recreational Boats*	33,703
Recreational Boating Industry Businesses	26
Total Jobs	2,718
Annual Recreational Boating-Related Spending	\$145.5 MILLION



TOTAL ANNUAL ECONOMIC IMPACT OF RECREATIONAL BOATING:

\$343.5 MILLION

RECREATIONAL BOATS IN OH-5

TOTAL BOATS* **33,703**

REGISTERED BOATS **33,703**

Power boats	27,327
PWCs	5,453
Sailboats	901
Other Boats	22

HOUSEHOLDS PER BOAT **8.5**



POWER BOATS
81%



PWCs
16%



SAILBOATS
3%



OTHER BOATS
0%

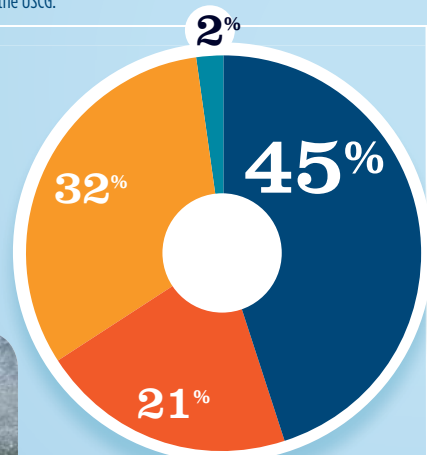


* Total boats are registered boats as reported by states to the USCG.

RECREATIONAL BOATING CREATES JOBS IN OH-5

TOTAL BOATING JOBS **108**

Boat Building	-
Motor / Engine Mfgr.	2
Accessory / Supplies Mfgr.	34
Dealers / Wholesalers	23
Boat Services	49



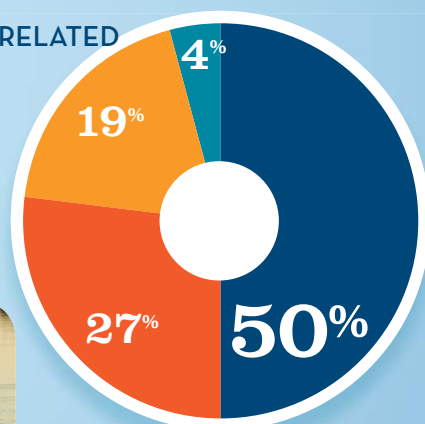
● BOAT BUILDING †
● MOTOR/ENG. MFGR.
● ACC./SUPPLIES MFGR.
● DLRS/WHOLESALERS
● BOAT SERVICES
 † 0%



RECREATIONAL BOATING-RELATED BUSINESSES IN OH-5

TOTAL BUSINESSES **26**

Boat Building	-
Motor / Engine Mfgr.	1
Accessory / Supplies Mfgr.	5
Dealers / Wholesalers	7
Boat Services	13



● BOAT BUILDING †
● MOTOR/ENG. MFGR.
● ACC./SUPPLIES MFGR.
● DLRS/WHOLESALERS
● BOAT SERVICES
 † 0%

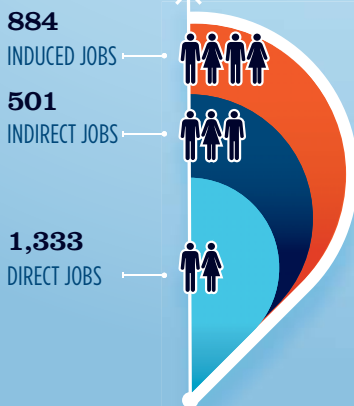


ESTIMATED JOBS IMPACT OF RECREATIONAL BOATING-RELATED SPENDING IN OH-5

EST. TOTAL JOBS **2,718**

EST. TOTAL LABOR INCOME **\$112.4** MILLIONS

Est. Direct Income	\$45.7
Est. Indirect Income	\$28.0
Est. Induced Income	\$38.7



RECREATIONAL BOATING INDUSTRY SALES IN OH-5

Boat Building	\$0.0	\$0.0 MILLION
Motor / Engine Mfgr.	\$1.2	
Accessory / Supplies Mfgr.	\$7.2	\$1.2 MILLION
TOTAL MFG. SALES	\$8.4	
Dealers / Wholesalers	\$14.0	\$7.2 MILLION
Boat Services	\$7.5	\$14.0 MILLION
TOTAL RETAIL & SERVICES SALES	\$21.5	\$7.5 MILLION

● BOAT BUILDING
● MOTOR/ENG. MFGR.
● ACC./SUPPLIES MFGR.
● DLRS/WHOLESALERS
● BOAT SERVICES



National Marine Manufacturers Association

nmma.org

ECONOMIC SIGNIFICANCE OF RECREATIONAL BOATING IN OHIO

CONGRESSIONAL DISTRICT 6

Number of Recreational Boats*	29,282
Recreational Boating Industry Businesses	37
Total Jobs	2,291
Annual Recreational Boating-Related Spending	\$123.3 MILLION


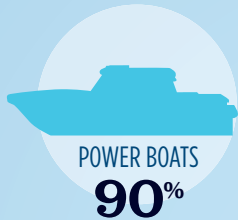


TOTAL ANNUAL ECONOMIC IMPACT OF RECREATIONAL BOATING:

\$290.5 MILLION

RECREATIONAL BOATS IN OH-6

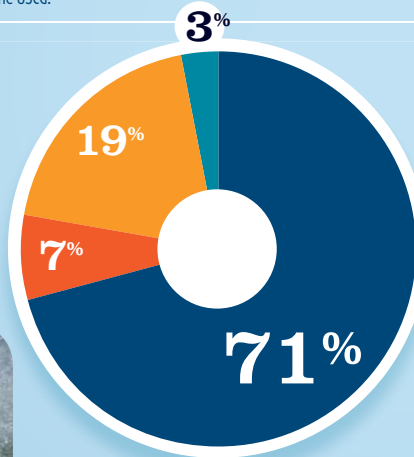
TOTAL BOATS*	▶ 29,282
REGISTERED BOATS	29,282
Power boats	26,245
PWCs	2,661
Sailboats	367
Other Boats	9
HOUSEHOLDS PER BOAT	9.8



* Total boats are registered boats as reported by states to the USCG.

RECREATIONAL BOATING CREATES JOBS IN OH-6

TOTAL BOATING JOBS	▶ 400
Boat Building	-
Motor / Engine Mfgr.	14
Accessory / Supplies Mfgr.	77
Dealers / Wholesalers	26
Boat Services	283

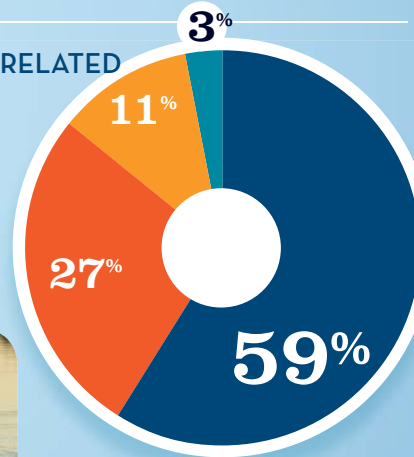


BOAT BUILDING † 0%
MOTOR/ENG. MFGR. 3%
ACC./SUPPLIES MFGR. 19%
DLRS/WHOLESALERS 7%
BOAT SERVICES 71%



RECREATIONAL BOATING-RELATED BUSINESSES IN OH-6

TOTAL BUSINESSES	▶ 37
Boat Building	-
Motor / Engine Mfgr.	1
Accessory / Supplies Mfgr.	4
Dealers / Wholesalers	10
Boat Services	22

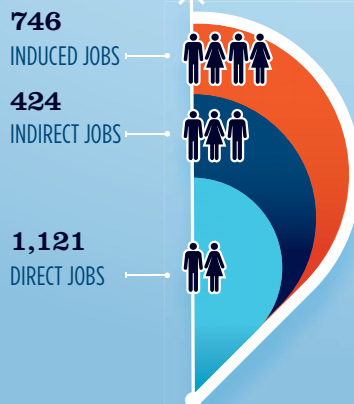


BOAT BUILDING † 0%
MOTOR/ENG. MFGR. 3%
ACC./SUPPLIES MFGR. 11%
DLRS/WHOLESALERS 27%
BOAT SERVICES 59%



ESTIMATED JOBS IMPACT OF RECREATIONAL BOATING-RELATED SPENDING IN OH-6

EST. TOTAL JOBS	▶ 2,291
EST. TOTAL LABOR INCOME	\$94.9 MILLIONS
Est. Direct Income	\$38.5
Est. Indirect Income	\$23.7
Est. Induced Income	\$32.7



RECREATIONAL BOATING INDUSTRY SALES IN OH-6

Boat Building	\$0.0	\$0.0 MILLION
Motor / Engine Mfgr.	\$8.2	\$8.2 MILLION
Accessory / Supplies Mfgr.	\$4.2	\$4.2 MILLION
TOTAL MFGR. SALES	▶ \$12.4	
Dealers / Wholesalers	\$13.5	\$13.5 MILLION
Boat Services	\$56.1	\$56.1 MILLION
TOTAL RETAIL & SERVICES SALES	▶ \$69.6	

BOAT BUILDING 0%
MOTOR/ENG. MFGR. 8.2%
ACC./SUPPLIES MFGR. 4.2%
DLRS/WHOLESALERS 13.5%
BOAT SERVICES 56.1%

Source: NMMA's Center of Knowledge; Recreational Marine Research Center at Michigan State University



National Marine Manufacturers Association

nmma.org

ECONOMIC SIGNIFICANCE OF RECREATIONAL BOATING IN OHIO

CONGRESSIONAL DISTRICT 7

Number of Recreational Boats*	26,343
Recreational Boating Industry Businesses	36
Total Jobs	2,210
Annual Recreational Boating-Related Spending	\$118.1 MILLION

TOTAL ANNUAL ECONOMIC IMPACT OF RECREATIONAL BOATING:

\$279.0 MILLION



RECREATIONAL BOATS IN OH-7

TOTAL BOATS* ▶ **26,343**

REGISTERED BOATS **26,343**

Power boats	23,027
PWCs	2,721
Sailboats	587
Other Boats	8

HOUSEHOLDS PER BOAT **10.5**

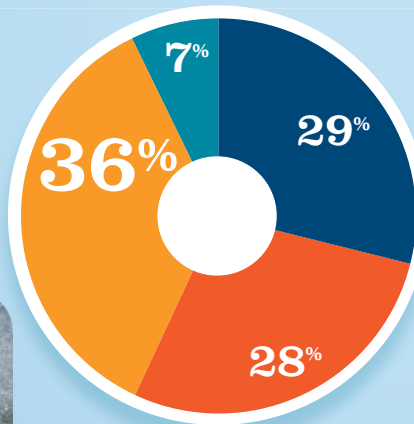


* Total boats are registered boats as reported by states to the USCG.

RECREATIONAL BOATING CREATES JOBS IN OH-7

TOTAL BOATING JOBS ▶ **437**

Boat Building	-
Motor / Engine Mfgr.	29
Accessory / Supplies Mfgr.	160
Dealers / Wholesalers	122
Boat Services	126



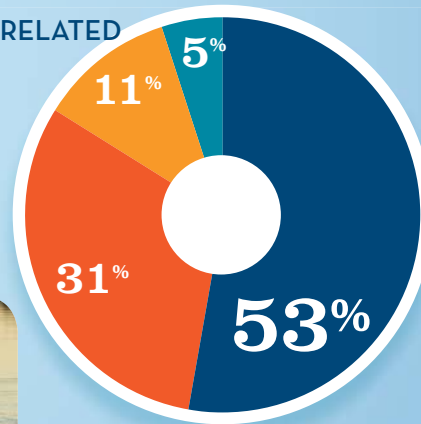
● BOAT BUILDING †
● MOTOR/ENG. MFGR.
● ACC./SUPPLIES MFGR.
● DLRS/WHOLESALERS
● BOAT SERVICES
 † 0%



RECREATIONAL BOATING-RELATED BUSINESSES IN OH-7

TOTAL BUSINESSES ▶ **36**

Boat Building	-
Motor / Engine Mfgr.	2
Accessory / Supplies Mfgr.	4
Dealers / Wholesalers	11
Boat Services	19



● BOAT BUILDING †
● MOTOR/ENG. MFGR.
● ACC./SUPPLIES MFGR.
● DLRS/WHOLESALERS
● BOAT SERVICES
 † 0%

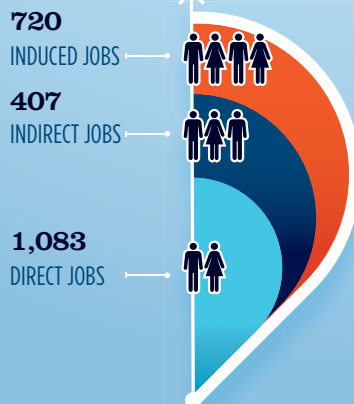


ESTIMATED JOBS IMPACT OF RECREATIONAL BOATING-RELATED SPENDING IN OH-7

EST. TOTAL JOBS ▶ **2,210**

EST. TOTAL LABOR INCOME **\$91.4** MILLIONS

Est. Direct Income	\$37.2
Est. Indirect Income	\$22.7
Est. Induced Income	\$31.5



RECREATIONAL BOATING INDUSTRY SALES IN OH-7

Boat Building	\$0.0	\$0.0 MILLION
Motor / Engine Mfgr.	\$17.1	
Accessory / Supplies Mfgr.	\$37.4	\$17.1 MILLION
TOTAL MFGR. SALES	\$54.5	
Dealers / Wholesalers	\$57.5	\$37.4 MILLION
Boat Services	\$44.2	\$57.5 MILLION
TOTAL RETAIL & SERVICES SALES	\$101.7	\$44.2 MILLION

● BOAT BUILDING
● MOTOR/ENG. MFGR.
● ACC./SUPPLIES MFGR.
● DLRS/WHOLESALERS
● BOAT SERVICES

Source: NMMMA's Center of Knowledge; Recreational Marine Research Center at Michigan State University



National Marine Manufacturers Association

nmma.org

ECONOMIC SIGNIFICANCE OF RECREATIONAL BOATING IN OHIO

CONGRESSIONAL DISTRICT 9

Number of Recreational Boats*	23,062
Recreational Boating Industry Businesses	235
Total Jobs	2,482
Annual Recreational Boating-Related Spending	\$129.2 MILLION



TOTAL ANNUAL ECONOMIC IMPACT OF RECREATIONAL BOATING:

\$308.5 MILLION


RECREATIONAL BOATS IN OH-9

TOTAL BOATS* **23,062**

REGISTERED BOATS **23,062**

Power boats	17,935
PWCs	3,815
Sailboats	1,285
Other Boats	27

HOUSEHOLDS PER BOAT **13.0**

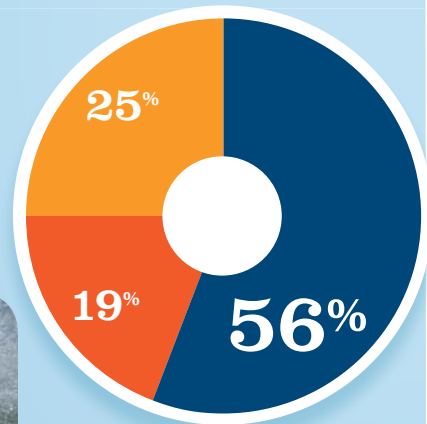


* Total boats are registered boats as reported by states to the USCG.

RECREATIONAL BOATING CREATES JOBS IN OH-9

TOTAL BOATING JOBS **1,584**

Boat Building	6
Motor / Engine Mfgr.	-
Accessory / Supplies Mfgr.	402
Dealers / Wholesalers	295
Boat Services	881



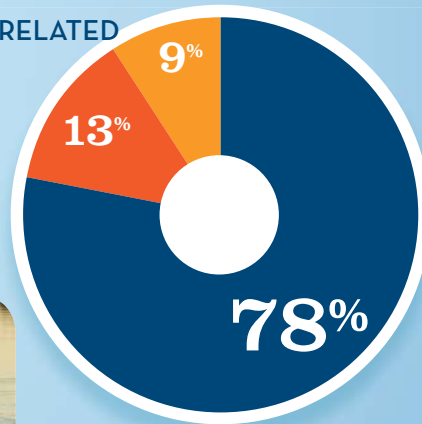
● BOAT BUILDING †
● MOTOR/ENG. MFGR. †
● ACC./SUPPLIES MFGR.
● DLRS/WHOLESALERS
● BOAT SERVICES † 0%



RECREATIONAL BOATING-RELATED BUSINESSES IN OH-9

TOTAL BUSINESSES **235**

Boat Building	1
Motor / Engine Mfgr.	-
Accessory / Supplies Mfgr.	20
Dealers / Wholesalers	30
Boat Services	184



● BOAT BUILDING †
● MOTOR/ENG. MFGR. †
● ACC./SUPPLIES MFGR.
● DLRS/WHOLESALERS
● BOAT SERVICES † 0%

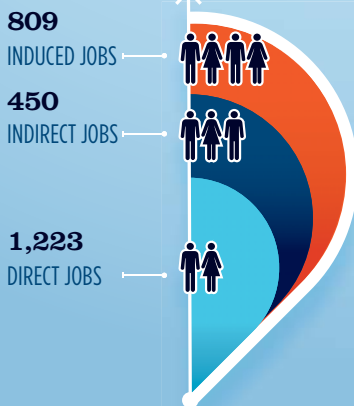


ESTIMATED JOBS IMPACT OF RECREATIONAL BOATING-RELATED SPENDING IN OH-9

EST. TOTAL JOBS **2,482**

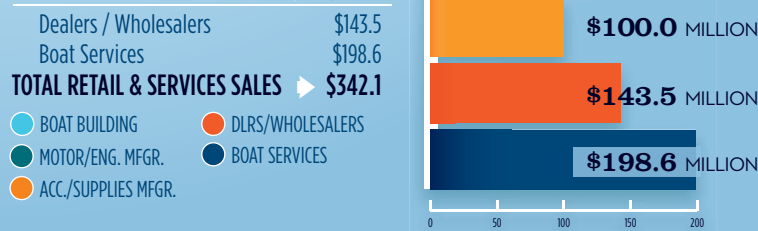
EST. TOTAL LABOR INCOME **\$102.9** MILLIONS

Est. Direct Income	\$42.5
Est. Indirect Income	\$25.0
Est. Induced Income	\$35.4



RECREATIONAL BOATING INDUSTRY SALES IN OH-9

Boat Building	\$1.5	\$1.5 MILLION
Motor / Engine Mfgr.	\$0.0	\$0.0 MILLION
Accessory / Supplies Mfgr.	\$100.0	\$100.0 MILLION
TOTAL MFG. SALES	\$101.5	
Dealers / Wholesalers	\$143.5	\$143.5 MILLION
Boat Services	\$198.6	\$198.6 MILLION
TOTAL RETAIL & SERVICES SALES	\$342.1	



● BOAT BUILDING
● MOTOR/ENG. MFGR.
● ACC./SUPPLIES MFGR.
● DLRS/WHOLESALERS
● BOAT SERVICES

Source: NMMMA's Center of Knowledge; Recreational Marine Research Center at Michigan State University



National Marine Manufacturers Association

nmma.org

ECONOMIC SIGNIFICANCE OF RECREATIONAL BOATING IN OHIO

CONGRESSIONAL DISTRICT 11

Number of Recreational Boats*	7,288
Recreational Boating Industry Businesses	30
Total Jobs	724
Annual Recreational Boating-Related Spending	\$37.6 MILLION





TOTAL ANNUAL ECONOMIC IMPACT OF RECREATIONAL BOATING:

\$89.8 MILLION

RECREATIONAL BOATS IN OH-11

TOTAL BOATS* ▶ 7,288

REGISTERED BOATS	7,288
Power boats	5,509
PWCs	1,173
Sailboats	603
Other Boats	3
HOUSEHOLDS PER BOAT	41.6

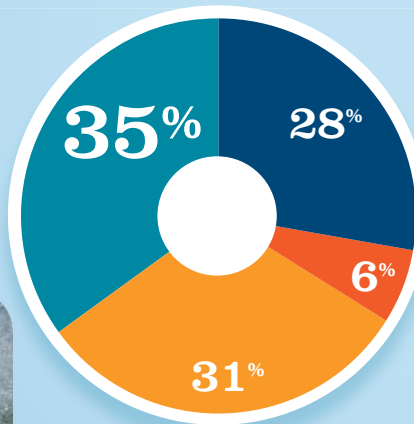


* Total boats are registered boats as reported by states to the USCG.

RECREATIONAL BOATING CREATES JOBS IN OH-11

TOTAL BOATING JOBS ▶ 426

Boat Building	-
Motor / Engine Mfgr.	147
Accessory / Supplies Mfgr.	134
Dealers / Wholesalers	27
Boat Services	118



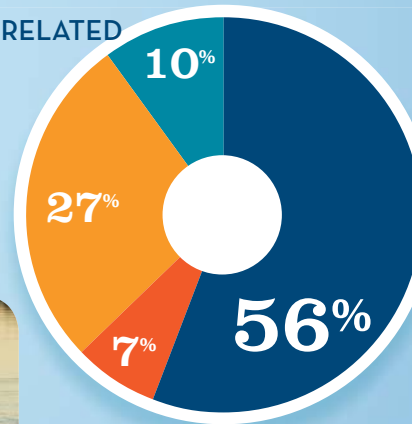
● BOAT BUILDING †
● MOTOR/ENG. MFGR.
● ACC./SUPPLIES MFGR.
● DLRS/WHOLESALERS
● BOAT SERVICES
 † 0%



RECREATIONAL BOATING-RELATED BUSINESSES IN OH-11

TOTAL BUSINESSES ▶ 30

Boat Building	-
Motor / Engine Mfgr.	3
Accessory / Supplies Mfgr.	8
Dealers / Wholesalers	2
Boat Services	17



● BOAT BUILDING †
● MOTOR/ENG. MFGR.
● ACC./SUPPLIES MFGR.
● DLRS/WHOLESALERS
● BOAT SERVICES
 † 0%

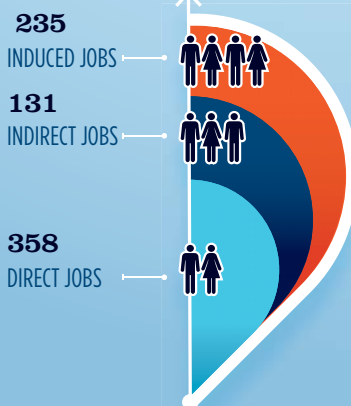


ESTIMATED JOBS IMPACT OF RECREATIONAL BOATING-RELATED SPENDING IN OH-11

EST. TOTAL JOBS ▶ 724

EST. TOTAL LABOR INCOME ▶ \$30.0 MILLIONS

Est. Direct Income	\$12.4
Est. Indirect Income	\$7.3
Est. Induced Income	\$10.3

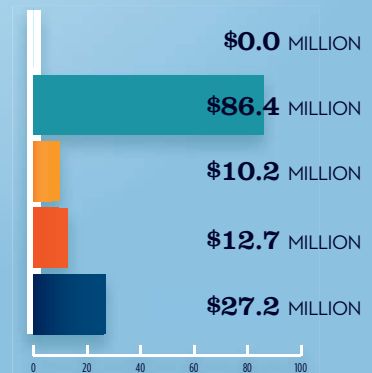


RECREATIONAL BOATING INDUSTRY SALES IN OH-11

Boat Building	\$0.0
Motor / Engine Mfgr.	\$86.4
Accessory / Supplies Mfgr.	\$10.2
TOTAL MFGR. SALES	\$96.6

Dealers / Wholesalers	\$12.7
Boat Services	\$27.2
TOTAL RETAIL & SERVICES SALES	\$39.9

Boat Building	\$0.0
Motor/Eng. Mfgr.	\$86.4
DLRS/Wholesalers	\$10.2
Boat Services	\$12.7
ACC./SUPPLIES MFGR.	\$27.2



Source: NMMMA's Center of Knowledge; Recreational Marine Research Center at Michigan State University



National Marine Manufacturers Association

nmma.org

ECONOMIC SIGNIFICANCE OF RECREATIONAL BOATING IN OHIO

CONGRESSIONAL DISTRICT 12

Number of Recreational Boats*	23,786
Recreational Boating Industry Businesses	39
Total Jobs	1,982
Annual Recreational Boating-Related Spending	\$105.8 MILLION





TOTAL ANNUAL ECONOMIC IMPACT OF RECREATIONAL BOATING:

\$250.0 MILLION

RECREATIONAL BOATS IN OH-12

TOTAL BOATS* 23,786

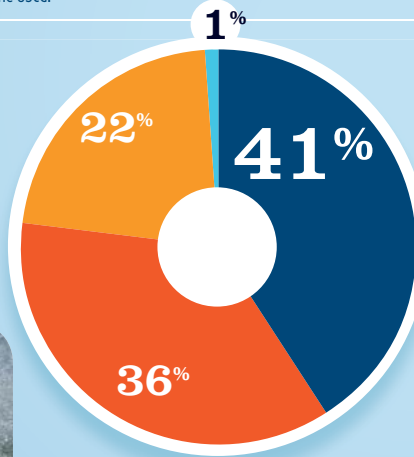
REGISTERED BOATS	23,786
Power boats	19,467
PWCs	3,111
Sailboats	1,201
Other Boats	7
HOUSEHOLDS PER BOAT	11.9



* Total boats are registered boats as reported by states to the USCG.

RECREATIONAL BOATING CREATES JOBS IN OH-12

TOTAL BOATING JOBS	197
Boat Building	3
Motor / Engine Mfgr.	-
Accessory / Supplies Mfgr.	43
Dealers / Wholesalers	71
Boat Services	80

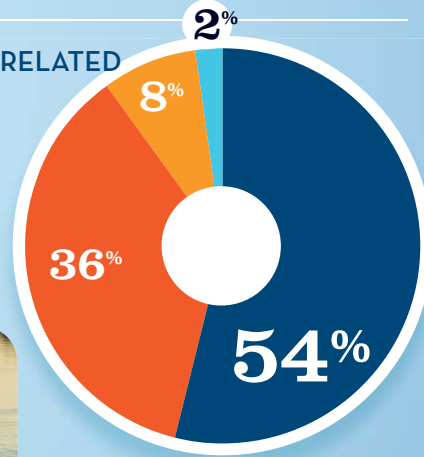


BOAT BUILDING 1%
MOTOR/ENG. MFGR. † 0%
ACC./SUPPLIES MFGR. 22%
DLRS/WHOLESALERS 36%
BOAT SERVICES 41%



RECREATIONAL BOATING-RELATED BUSINESSES IN OH-12

TOTAL BUSINESSES	39
Boat Building	1
Motor / Engine Mfgr.	-
Accessory / Supplies Mfgr.	3
Dealers / Wholesalers	14
Boat Services	21

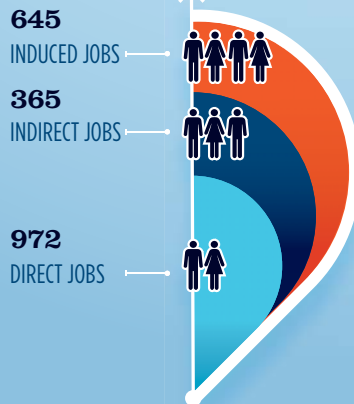


BOAT BUILDING 2%
MOTOR/ENG. MFGR. † 0%
ACC./SUPPLIES MFGR. 8%
DLRS/WHOLESALERS 36%
BOAT SERVICES 54%



ESTIMATED JOBS IMPACT OF RECREATIONAL BOATING-RELATED SPENDING IN OH-12

EST. TOTAL JOBS	1,982
EST. TOTAL LABOR INCOME (MILLIONS)	\$82.0
Est. Direct Income	\$33.4
Est. Indirect Income	\$20.4
Est. Induced Income	\$28.2



RECREATIONAL BOATING INDUSTRY SALES IN OH-12

Boat Building	\$0.8 MILLION
Motor / Engine Mfgr.	\$0.0 MILLION
Accessory / Supplies Mfgr.	\$11.3 MILLION
TOTAL MFG. SALES	\$12.1 MILLION
Dealers / Wholesalers	\$33.4 MILLION
Boat Services	\$19.1 MILLION
TOTAL RETAIL & SERVICES SALES	\$52.5 MILLION

BOAT BUILDING \$0.8 MILLION
MOTOR/ENG. MFGR. \$0.0 MILLION
ACC./SUPPLIES MFGR. \$11.3 MILLION
DLRS/WHOLESALERS \$33.4 MILLION
BOAT SERVICES \$19.1 MILLION

Source: NMMMA's Center of Knowledge; Recreational Marine Research Center at Michigan State University



National Marine Manufacturers Association

nmma.org

ECONOMIC SIGNIFICANCE OF RECREATIONAL BOATING IN OHIO

CONGRESSIONAL DISTRICT 14

Number of Recreational Boats*	25,162
Recreational Boating Industry Businesses	77
Total Jobs	2,268
Annual Recreational Boating-Related Spending	\$119.4 MILLION





TOTAL ANNUAL ECONOMIC IMPACT OF RECREATIONAL BOATING:

\$283.5 MILLION

RECREATIONAL BOATS IN OH-14

TOTAL BOATS* **25,162**

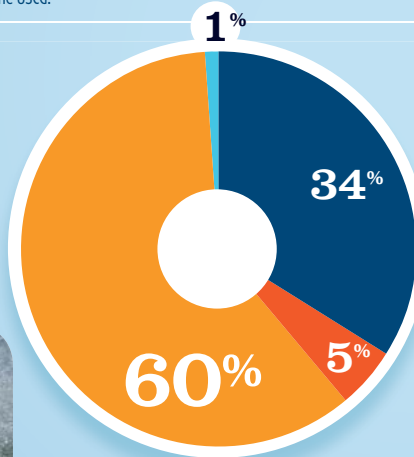
REGISTERED BOATS	25,162
Power boats	19,869
PWCs	4,016
Sailboats	1,255
Other Boats	22
HOUSEHOLDS PER BOAT	11.3



* Total boats are registered boats as reported by states to the USCG.

RECREATIONAL BOATING CREATES JOBS IN OH-14

TOTAL BOATING JOBS	937
Boat Building	11
Motor / Engine Mfgr.	-
Accessory / Supplies Mfgr.	561
Dealers / Wholesalers	42
Boat Services	323

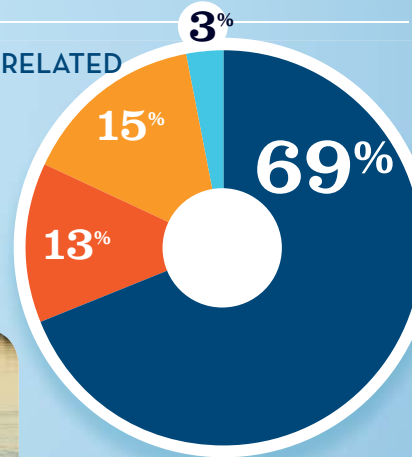


BOAT BUILDING 1%
MOTOR/ENG. MFGR. † 0%
ACC./SUPPLIES MFGR. 60%
DLRS/WHOLESALERS 5%
BOAT SERVICES 34%



RECREATIONAL BOATING-RELATED BUSINESSES IN OH-14

TOTAL BUSINESSES	77
Boat Building	2
Motor / Engine Mfgr.	-
Accessory / Supplies Mfgr.	12
Dealers / Wholesalers	10
Boat Services	53

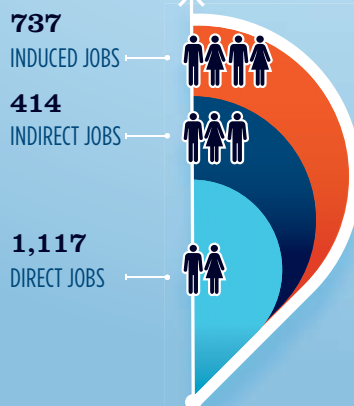


BOAT BUILDING 3%
MOTOR/ENG. MFGR. † 0%
ACC./SUPPLIES MFGR. 15%
DLRS/WHOLESALERS 13%
BOAT SERVICES 69%



ESTIMATED JOBS IMPACT OF RECREATIONAL BOATING-RELATED SPENDING IN OH-14

EST. TOTAL JOBS	2,268
EST. TOTAL LABOR INCOME (MILLIONS)	\$93.7
Est. Direct Income	\$38.4
Est. Indirect Income	\$23.0
Est. Induced Income	\$32.3



RECREATIONAL BOATING INDUSTRY SALES IN OH-14

Boat Building	\$2.8	\$2.8 MILLION
Motor / Engine Mfgr.	\$0.0	\$0.0 MILLION
Accessory / Supplies Mfgr.	\$173.2	\$173.2 MILLION
TOTAL MFG. SALES	\$176.0	
Dealers / Wholesalers	\$19.8	\$19.8 MILLION
Boat Services	\$109.3	\$109.3 MILLION
TOTAL RETAIL & SERVICES SALES	\$129.1	

BOAT BUILDING
MOTOR/ENG. MFGR.
ACC./SUPPLIES MFGR.
DLRS/WHOLESALERS
BOAT SERVICES

Source: NMMMA's Center of Knowledge; Recreational Marine Research Center at Michigan State University



National Marine Manufacturers Association

nmma.org

ECONOMIC SIGNIFICANCE OF RECREATIONAL BOATING IN OHIO

CONGRESSIONAL DISTRICT 15

Number of Recreational Boats*	21,878
Recreational Boating Industry Businesses	25
Total Jobs	1,655
Annual Recreational Boating-Related Spending	\$89.2 MILLION





TOTAL ANNUAL ECONOMIC IMPACT OF RECREATIONAL BOATING:

\$210.0 MILLION

RECREATIONAL BOATS IN OH-15

TOTAL BOATS* ▶ **21,878**

REGISTERED BOATS	21,878
Power boats	18,896
PWCs	2,419
Sailboats	546
Other Boats	17
HOUSEHOLDS PER BOAT	12.8

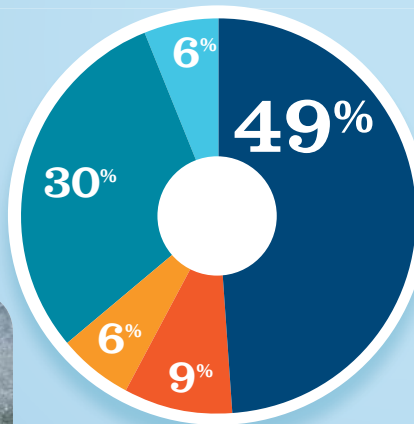


* Total boats are registered boats as reported by states to the USCG.

RECREATIONAL BOATING CREATES JOBS IN OH-15

TOTAL BOATING JOBS ▶ **115**

Boat Building	7
Motor / Engine Mfgr.	35
Accessory / Supplies Mfgr.	7
Dealers / Wholesalers	10
Boat Services	56



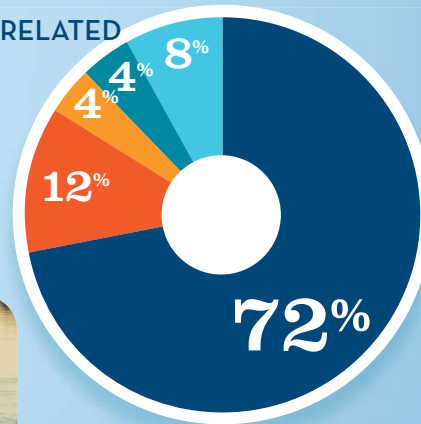
BOAT BUILDING (6%)
MOTOR/ENG. MFGR. (30%)
ACC./SUPPLIES MFGR. (6%)
DLRS/WHOLESALERS (9%)
BOAT SERVICES (49%)



RECREATIONAL BOATING-RELATED BUSINESSES IN OH-15

TOTAL BUSINESSES ▶ **25**

Boat Building	2
Motor / Engine Mfgr.	1
Accessory / Supplies Mfgr.	1
Dealers / Wholesalers	3
Boat Services	18



BOAT BUILDING (4%)
MOTOR/ENG. MFGR. (12%)
ACC./SUPPLIES MFGR. (4%)
DLRS/WHOLESALERS (8%)
BOAT SERVICES (72%)

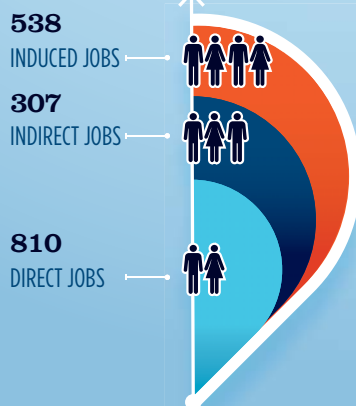


ESTIMATED JOBS IMPACT OF RECREATIONAL BOATING-RELATED SPENDING IN OH-15

EST. TOTAL JOBS ▶ **1,655**

EST. TOTAL LABOR INCOME ▶ **\$68.5** MILLIONS

Est. Direct Income	\$27.7
Est. Indirect Income	\$17.2
Est. Induced Income	\$23.6

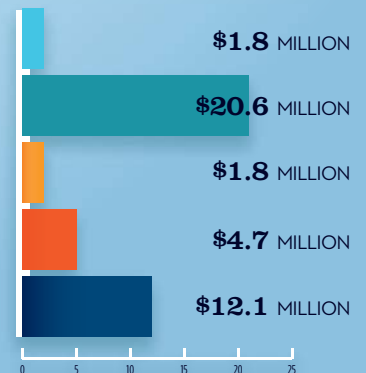


RECREATIONAL BOATING INDUSTRY SALES IN OH-15

Boat Building	\$1.8
Motor / Engine Mfgr.	\$20.6
Accessory / Supplies Mfgr.	\$1.8
TOTAL MFGR. SALES	\$24.2

Dealers / Wholesalers	\$4.7
Boat Services	\$12.1
TOTAL RETAIL & SERVICES SALES	\$16.8

BOAT BUILDING (1.8M)
MOTOR/ENG. MFGR. (20.6M)
ACC./SUPPLIES MFGR. (1.8M)
DLRS/WHOLESALERS (4.7M)
BOAT SERVICES (12.1M)



Source: NMMMA's Center of Knowledge; Recreational Marine Research Center at Michigan State University



National Marine Manufacturers Association

nmma.org

ECONOMIC SIGNIFICANCE OF RECREATIONAL BOATING IN OHIO

CONGRESSIONAL DISTRICT 16

Number of Recreational Boats*	23,326
Recreational Boating Industry Businesses	40
Total Jobs	2,082
Annual Recreational Boating-Related Spending	\$110.1 MILLION




TOTAL ANNUAL ECONOMIC IMPACT OF RECREATIONAL BOATING:
\$261.2 MILLION

RECREATIONAL BOATS IN OH-16

TOTAL BOATS* ▶ **23,326**

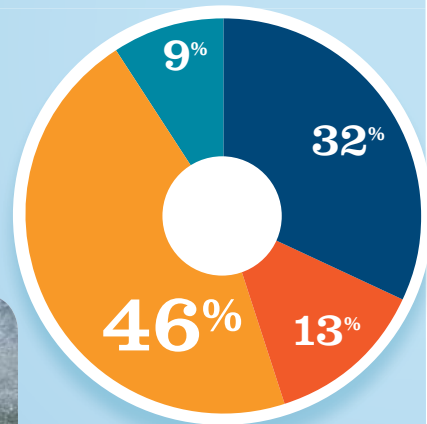
REGISTERED BOATS	23,326
Power boats	19,141
PWCs	3,192
Sailboats	983
Other Boats	10
HOUSEHOLDS PER BOAT	12.4



* Total boats are registered boats as reported by states to the USCG.

RECREATIONAL BOATING CREATES JOBS IN OH-16

TOTAL BOATING JOBS	289
Boat Building	-
Motor / Engine Mfg.	26
Accessory / Supplies Mfg.	132
Dealers / Wholesalers	38
Boat Services	93

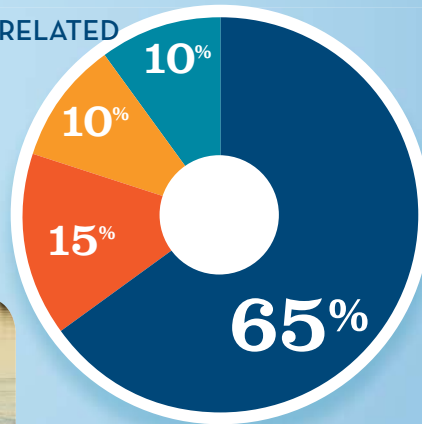


● BOAT BUILDING †
 ● MOTOR/ENG. MFGR.
 ● ACC./SUPPLIES MFGR.
 ● DLRS/WHOLESALERS
 ● BOAT SERVICES
 † 0%



RECREATIONAL BOATING-RELATED BUSINESSES IN OH-16

TOTAL BUSINESSES	40
Boat Building	-
Motor / Engine Mfg.	4
Accessory / Supplies Mfg.	4
Dealers / Wholesalers	6
Boat Services	26

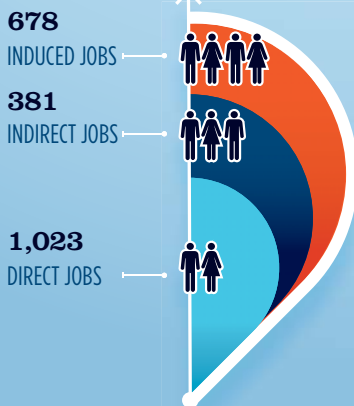


● BOAT BUILDING †
 ● MOTOR/ENG. MFGR.
 ● ACC./SUPPLIES MFGR.
 ● DLRS/WHOLESALERS
 ● BOAT SERVICES
 † 0%



ESTIMATED JOBS IMPACT OF RECREATIONAL BOATING-RELATED SPENDING IN OH-16

EST. TOTAL JOBS	2,082
EST. TOTAL LABOR INCOME	\$86.1 MILLIONS
Est. Direct Income	\$35.2
Est. Indirect Income	\$21.2
Est. Induced Income	\$29.7



RECREATIONAL BOATING INDUSTRY SALES IN OH-16

Boat Building	\$0.0	\$0.0 MILLION
Motor / Engine Mfg.	\$15.3	
Accessory / Supplies Mfg.	\$46.7	\$15.3 MILLION
TOTAL MFGR. SALES	\$62.0	
Dealers / Wholesalers	\$17.9	\$46.7 MILLION
Boat Services	\$22.1	\$17.9 MILLION
TOTAL RETAIL & SERVICES SALES	\$40.0	\$22.1 MILLION

● BOAT BUILDING
 ● MOTOR/ENG. MFGR.
 ● ACC./SUPPLIES MFGR.
 ● DLRS/WHOLESALERS
 ● BOAT SERVICES

Source: NMMMA's Center of Knowledge; Recreational Marine Research Center at Michigan State University



National Marine Manufacturers Association

nmma.org

ECONOMIC SIGNIFICANCE OF RECREATIONAL BOATING IN WISCONSIN



TOTAL ANNUAL ECONOMIC IMPACT OF RECREATIONAL BOATING:

\$4.75 BILLION

Number of Recreational Boats*	560,580
Recreational Boating Industry Businesses	798
Total Jobs	37,233
Annual Recreational Boating-Related Spending	\$2.0 BILLION


RECREATIONAL BOATS IN WISCONSIN

TOTAL BOATS* ▶ 560,580

REGISTERED BOATS 560,580

Power boats	504,473
PWCs	34,916
Sailboats	10,300
Other Boats	10,891

HOUSEHOLDS PER BOAT 4.1

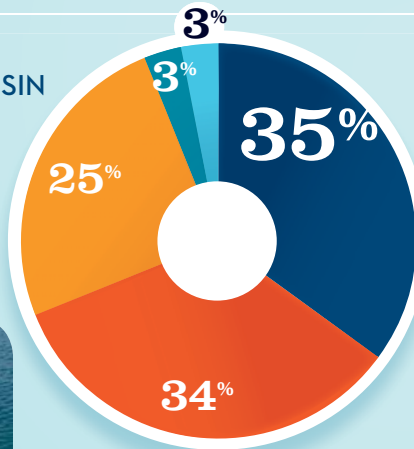


* Total boats are registered boats as reported by states to the USCG.

RECREATIONAL BOATING CREATES JOBS IN WISCONSIN

TOTAL BOATING JOBS ▶ 14,350

Boat Building	468
Motor / Engine Mfgr.	350
Accessory / Supplies Mfgr.	3,624
Dealers / Wholesalers	4,942
Boat Services	4,966



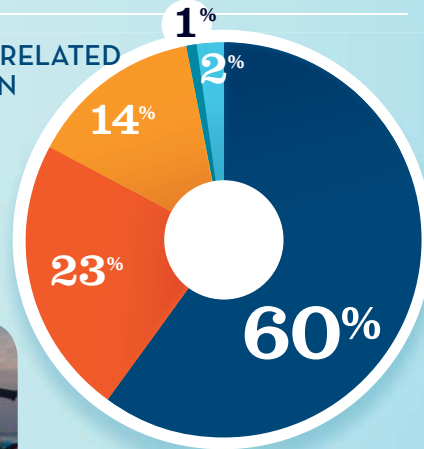
● BOAT BUILDING
 ● DLRS/WHOLESALEERS
● MOTOR/ENG. MFGR.
 ● BOAT SERVICES
● ACC./SUPPLIES MFGR.



RECREATIONAL BOATING-RELATED BUSINESSES IN WISCONSIN

TOTAL BUSINESSES ▶ 798

Boat Building	14
Motor / Engine Mfgr.	10
Accessory / Supplies Mfgr.	115
Dealers / Wholesalers	183
Boat Services	476



● BOAT BUILDING
 ● DLRS/WHOLESALEERS
● MOTOR/ENG. MFGR.
 ● BOAT SERVICES
● ACC./SUPPLIES MFGR.

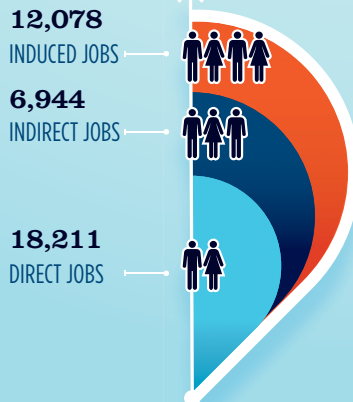


ESTIMATED JOBS IMPACT OF RECREATIONAL BOATING-RELATED SPENDING IN WISCONSIN

EST. TOTAL JOBS ▶ 37,233

EST. TOTAL LABOR INCOME ▶ \$1,535.2 MILLIONS

Est. Direct Income	\$617.0
Est. Indirect Income	\$389.6
Est. Induced Income	\$528.6



RECREATIONAL BOATING INDUSTRY SALES IN WISCONSIN

Boat Building	\$116.1 MILLION
Motor / Engine Mfgr.	\$73.5 MILLION
Accessory / Supplies Mfgr.	\$626.0 MILLION
Dealers / Wholesalers	\$929.0 MILLION
Boat Services	\$1,073.5 MILLION
TOTAL MFGR. SALES	\$815.6
TOTAL RETAIL & SERVICES SALES	\$2,002.5

● BOAT BUILDING
 ● DLRS/WHOLESALEERS
● MOTOR/ENG. MFGR.
 ● BOAT SERVICES
● ACC./SUPPLIES MFGR.



National Marine Manufacturers Association

nmma.org

ECONOMIC SIGNIFICANCE OF RECREATIONAL BOATING IN WISCONSIN

CONGRESSIONAL DISTRICT 1

Number of Recreational Boats*	55,817
Recreational Boating Industry Businesses	133
Total Jobs	3,998
Annual Recreational Boating-Related Spending	\$216.6 MILLION

TOTAL ANNUAL ECONOMIC IMPACT OF RECREATIONAL BOATING:



\$508.4 MILLION



RECREATIONAL BOATS IN WI-1

TOTAL BOATS* **55,817**

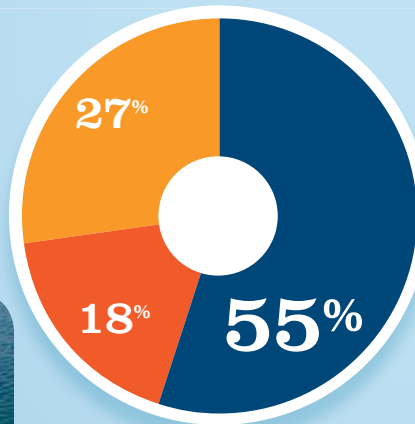
REGISTERED BOATS	55,817
Power boats	49,214
PWCs	5,283
Sailboats	1,238
Other Boats	82
HOUSEHOLDS PER BOAT	4.9



* Total boats are registered boats as reported by states to the USCG.

RECREATIONAL BOATING CREATES JOBS IN WI-1

TOTAL BOATING JOBS	1,802
Boat Building	6
Motor / Engine Mfgr.	-
Accessory / Supplies Mfgr.	485
Dealers / Wholesalers	327
Boat Services	984

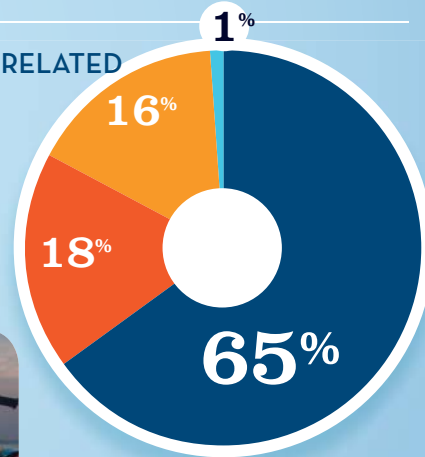


BOAT BUILDING †
MOTOR/ENG. MFGR. †
ACC./SUPPLIES MFGR.
DLRS/WHOLESALERS
BOAT SERVICES
† 0%



RECREATIONAL BOATING-RELATED BUSINESSES IN WI-1

TOTAL BUSINESSES	133
Boat Building	1
Motor / Engine Mfgr.	-
Accessory / Supplies Mfgr.	22
Dealers / Wholesalers	24
Boat Services	86

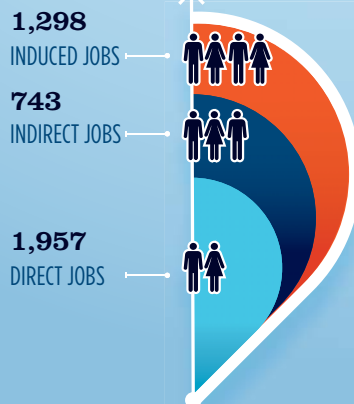


BOAT BUILDING †
MOTOR/ENG. MFGR. †
ACC./SUPPLIES MFGR.
DLRS/WHOLESALERS
BOAT SERVICES
† 0%



ESTIMATED JOBS IMPACT OF RECREATIONAL BOATING-RELATED SPENDING IN WI-1

EST. TOTAL JOBS	3,998
EST. TOTAL LABOR INCOME (MILLIONS)	\$164.9
Est. Direct Income	\$66.5
Est. Indirect Income	\$41.6
Est. Induced Income	\$56.8



RECREATIONAL BOATING INDUSTRY SALES IN WI-1

Boat Building	\$1.5	\$1.5 MILLION
Motor / Engine Mfgr.	\$0.0	\$0.0 MILLION
Accessory / Supplies Mfgr.	\$48.1	\$48.1 MILLION
TOTAL MFG. SALES	\$49.6	
Dealers / Wholesalers	\$163.0	\$163.0 MILLION
Boat Services	\$359.3	\$359.3 MILLION
TOTAL RETAIL & SERVICES SALES	\$522.3	

BOAT BUILDING
MOTOR/ENG. MFGR.
ACC./SUPPLIES MFGR.
DLRS/WHOLESALERS
BOAT SERVICES

Source: NMMMA's Center of Knowledge; Recreational Marine Research Center at Michigan State University



National Marine Manufacturers Association

nmma.org

ECONOMIC SIGNIFICANCE OF RECREATIONAL BOATING IN WISCONSIN

CONGRESSIONAL DISTRICT 2

Number of Recreational Boats*	49,231
Recreational Boating Industry Businesses	58
Total Jobs	3,427
Annual Recreational Boating-Related Spending	\$186.7 MILLION

TOTAL ANNUAL ECONOMIC IMPACT OF RECREATIONAL BOATING:



\$437.3 MILLION



RECREATIONAL BOATS IN WI-2

TOTAL BOATS* 49,231

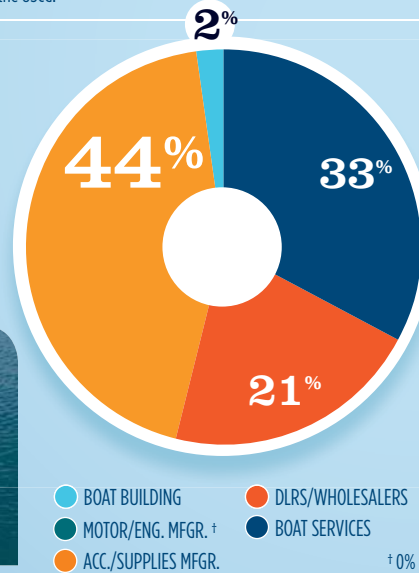
REGISTERED BOATS	49,231
Power boats	44,725
PWCs	3,057
Sailboats	1,337
Other Boats	112
HOUSEHOLDS PER BOAT	6.1



* Total boats are registered boats as reported by states to the USCG.

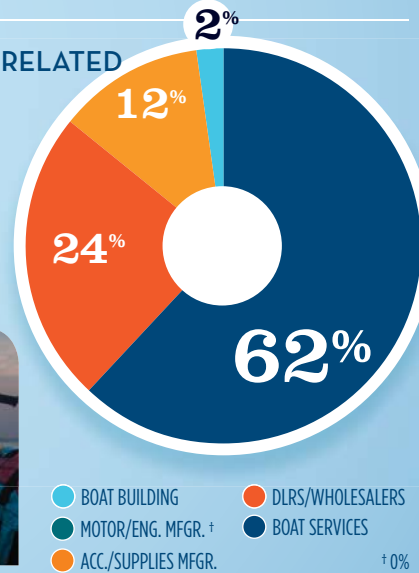
RECREATIONAL BOATING CREATES JOBS IN WI-2

TOTAL BOATING JOBS	468
Boat Building	8
Motor / Engine Mfgr.	-
Accessory / Supplies Mfgr.	205
Dealers / Wholesalers	99
Boat Services	156



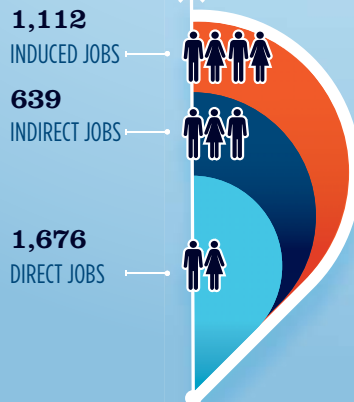
RECREATIONAL BOATING-RELATED BUSINESSES IN WI-2

TOTAL BUSINESSES	58
Boat Building	1
Motor / Engine Mfgr.	-
Accessory / Supplies Mfgr.	7
Dealers / Wholesalers	14
Boat Services	36



ESTIMATED JOBS IMPACT OF RECREATIONAL BOATING-RELATED SPENDING IN WI-2

EST. TOTAL JOBS	3,427
EST. TOTAL LABOR INCOME (MILLIONS)	\$141.4
Est. Direct Income	\$56.9
Est. Indirect Income	\$35.8
Est. Induced Income	\$48.7



RECREATIONAL BOATING INDUSTRY SALES IN WI-2

Boat Building	\$2.1 MILLION
Motor / Engine Mfgr.	\$0.0 MILLION
Accessory / Supplies Mfgr.	\$47.9 MILLION
TOTAL MFGR. SALES	\$50.0
Dealers / Wholesalers	\$46.6 MILLION
Boat Services	\$45.3 MILLION
TOTAL RETAIL & SERVICES SALES	\$91.9



Source: NMMMA's Center of Knowledge; Recreational Marine Research Center at Michigan State University



National Marine Manufacturers Association

nmma.org

ECONOMIC SIGNIFICANCE OF RECREATIONAL BOATING IN WISCONSIN

CONGRESSIONAL DISTRICT 3

Number of Recreational Boats*	80,205
Recreational Boating Industry Businesses	89
Total Jobs	5,318
Annual Recreational Boating-Related Spending	\$291.3 MILLION

TOTAL ANNUAL ECONOMIC IMPACT OF RECREATIONAL BOATING:

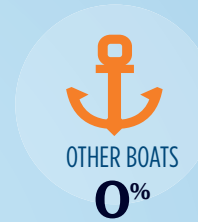

\$681.1 MILLION

RECREATIONAL BOATS IN WI-3

TOTAL BOATS* **80,205**

REGISTERED BOATS	80,205
Power boats	75,699
PWCs	3,456
Sailboats	757
Other Boats	293

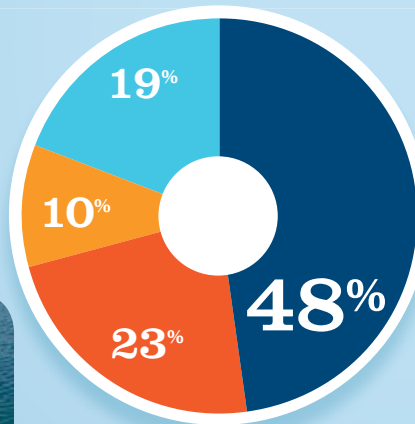
HOUSEHOLDS PER BOAT **3.4**



* Total boats are registered boats as reported by states to the USCG.

RECREATIONAL BOATING CREATES JOBS IN WI-3

TOTAL BOATING JOBS	486
Boat Building	94
Motor / Engine Mfgr.	-
Accessory / Supplies Mfgr.	48
Dealers / Wholesalers	111
Boat Services	233

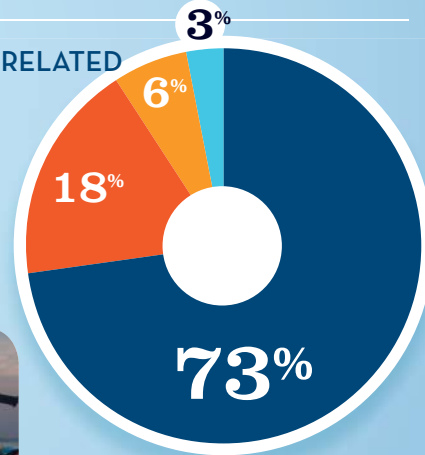


BOAT BUILDING 19%
MOTOR/ENG. MFGR. † 0%
ACC./SUPPLIES MFGR. 10%
DLRS/WHOLESALERS 23%
BOAT SERVICES 48%



RECREATIONAL BOATING-RELATED BUSINESSES IN WI-3

TOTAL BUSINESSES	89
Boat Building	3
Motor / Engine Mfgr.	-
Accessory / Supplies Mfgr.	5
Dealers / Wholesalers	16
Boat Services	65

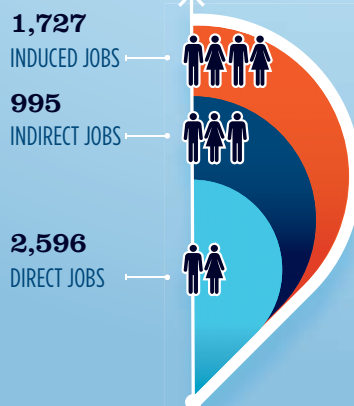


BOAT BUILDING 3%
MOTOR/ENG. MFGR. † 0%
ACC./SUPPLIES MFGR. 6%
DLRS/WHOLESALERS 18%
BOAT SERVICES 73%



ESTIMATED JOBS IMPACT OF RECREATIONAL BOATING-RELATED SPENDING IN WI-3

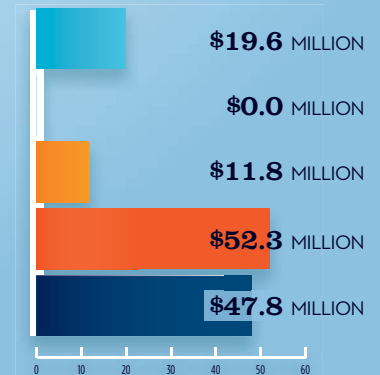
EST. TOTAL JOBS	5,318
EST. TOTAL LABOR INCOME	\$219.5 MILLIONS
Est. Direct Income	\$88.0
Est. Indirect Income	\$55.9
Est. Induced Income	\$75.6



RECREATIONAL BOATING INDUSTRY SALES IN WI-3

Boat Building	\$19.6
Motor / Engine Mfgr.	\$0.0
Accessory / Supplies Mfgr.	\$11.8
TOTAL MFGR. SALES	\$31.4
Dealers / Wholesalers	\$52.3
Boat Services	\$47.8
TOTAL RETAIL & SERVICES SALES	\$100.1

BOAT BUILDING \$19.6 MILLION
MOTOR/ENG. MFGR. \$0.0 MILLION
ACC./SUPPLIES MFGR. \$11.8 MILLION
DLRS/WHOLESALERS \$52.3 MILLION
BOAT SERVICES \$47.8 MILLION



Source: NMMA's Center of Knowledge; Recreational Marine Research Center at Michigan State University



National Marine Manufacturers Association

nmma.org

ECONOMIC SIGNIFICANCE OF RECREATIONAL BOATING IN WISCONSIN

CONGRESSIONAL DISTRICT 4

Number of Recreational Boats*	15,656
Recreational Boating Industry Businesses	32
Total Jobs	1,102
Annual Recreational Boating-Related Spending	\$59.0 MILLION

TOTAL ANNUAL ECONOMIC IMPACT OF RECREATIONAL BOATING:



\$138.9

 MILLION

RECREATIONAL BOATS IN WI-4

TOTAL BOATS* ▶ 15,656

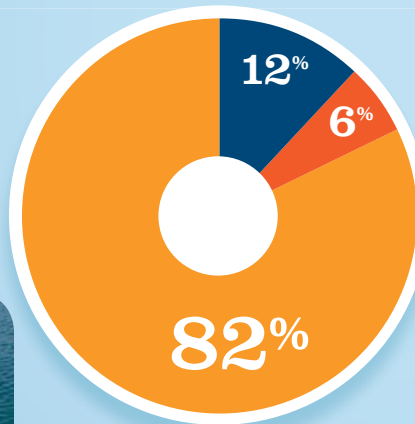
REGISTERED BOATS	15,656
Power boats	13,990
PWCs	938
Sailboats	705
Other Boats	23
HOUSEHOLDS PER BOAT	0.6



* Total boats are registered boats as reported by states to the USCG.

RECREATIONAL BOATING CREATES JOBS IN WI-4

TOTAL BOATING JOBS	▶ 924
Boat Building	-
Motor / Engine Mfgr.	4
Accessory / Supplies Mfgr.	756
Dealers / Wholesalers	57
Boat Services	107

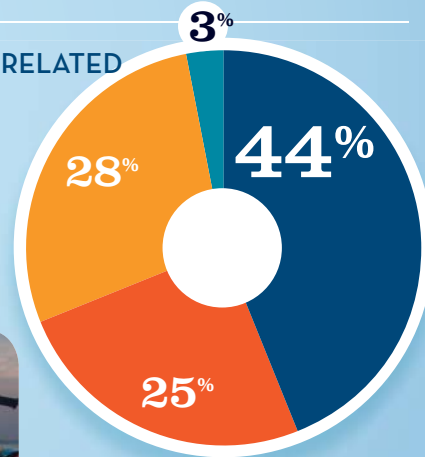


BOAT BUILDING †
MOTOR/ENG. MFGR. †
ACC./SUPPLIES MFGR.
DLRS/WHOLESALERS
BOAT SERVICES
† 0%



RECREATIONAL BOATING-RELATED BUSINESSES IN WI-4

TOTAL BUSINESSES	▶ 32
Boat Building	-
Motor / Engine Mfgr.	1
Accessory / Supplies Mfgr.	9
Dealers / Wholesalers	8
Boat Services	14

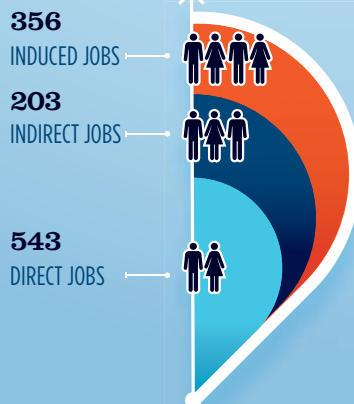


BOAT BUILDING †
MOTOR/ENG. MFGR. †
ACC./SUPPLIES MFGR.
DLRS/WHOLESALERS
BOAT SERVICES
† 0%



ESTIMATED JOBS IMPACT OF RECREATIONAL BOATING-RELATED SPENDING IN WI-4

EST. TOTAL JOBS	▶ 1,102
EST. TOTAL LABOR INCOME	▶ \$45.2 MILLIONS
Est. Direct Income	\$18.3
Est. Indirect Income	\$11.3
Est. Induced Income	\$15.6



RECREATIONAL BOATING INDUSTRY SALES IN WI-4

Boat Building	\$0.0	\$0.0 MILLION
Motor / Engine Mfgr.	\$2.4	\$2.4 MILLION
Accessory / Supplies Mfgr.	\$142.6	\$142.6 MILLION
TOTAL MFGR. SALES	\$145.0	
Dealers / Wholesalers	\$26.8	\$26.8 MILLION
Boat Services	\$48.6	\$48.6 MILLION
TOTAL RETAIL & SERVICES SALES	\$75.1	

BOAT BUILDING
MOTOR/ENG. MFGR.
ACC./SUPPLIES MFGR.
DLRS/WHOLESALERS
BOAT SERVICES

Source: NMMMA's Center of Knowledge; Recreational Marine Research Center at Michigan State University



National Marine Manufacturers Association

nmma.org

ECONOMIC SIGNIFICANCE OF RECREATIONAL BOATING IN WISCONSIN

CONGRESSIONAL DISTRICT 5

Number of Recreational Boats*	60,589
Recreational Boating Industry Businesses	60
Total Jobs	4,224
Annual Recreational Boating-Related Spending	\$229.5 MILLION


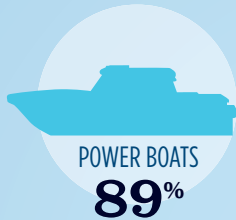
TOTAL ANNUAL ECONOMIC IMPACT OF RECREATIONAL BOATING:

\$538.0 MILLION

RECREATIONAL BOATS IN WI-5

TOTAL BOATS* ▶ **60,589**

REGISTERED BOATS	60,589
Power boats	54,053
PWCs	4,846
Sailboats	1,583
Other Boats	107
HOUSEHOLDS PER BOAT	4.8

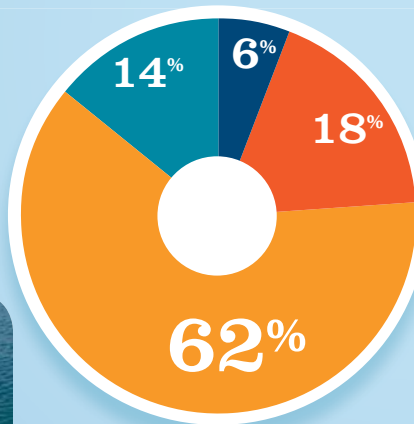


* Total boats are registered boats as reported by states to the USCG.

RECREATIONAL BOATING CREATES JOBS IN WI-5

TOTAL BOATING JOBS ▶ **1,944**

Boat Building	-
Motor / Engine Mfgr.	275
Accessory / Supplies Mfgr.	1,205
Dealers / Wholesalers	350
Boat Services	114



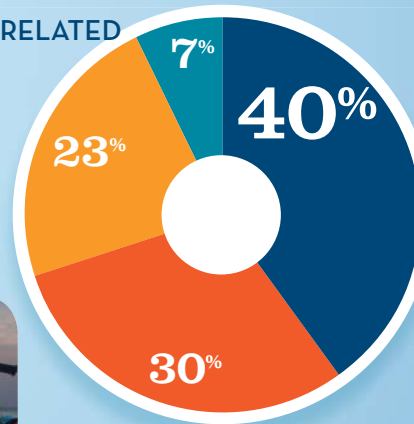
● BOAT BUILDING †
● MOTOR/ENG. MFGR.
● ACC./SUPPLIES MFGR.
● DLRS/WHOLESALERS
● BOAT SERVICES
 † 0%



RECREATIONAL BOATING-RELATED BUSINESSES IN WI-5

TOTAL BUSINESSES ▶ **60**

Boat Building	-
Motor / Engine Mfgr.	4
Accessory / Supplies Mfgr.	14
Dealers / Wholesalers	18
Boat Services	24



● BOAT BUILDING †
● MOTOR/ENG. MFGR.
● ACC./SUPPLIES MFGR.
● DLRS/WHOLESALERS
● BOAT SERVICES
 † 0%

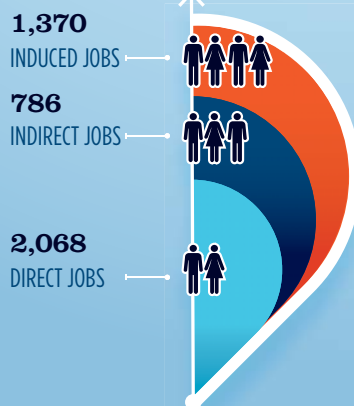


ESTIMATED JOBS IMPACT OF RECREATIONAL BOATING-RELATED SPENDING IN WI-5

EST. TOTAL JOBS ▶ **4,224**

EST. TOTAL LABOR INCOME ▶ **\$174.2** MILLIONS

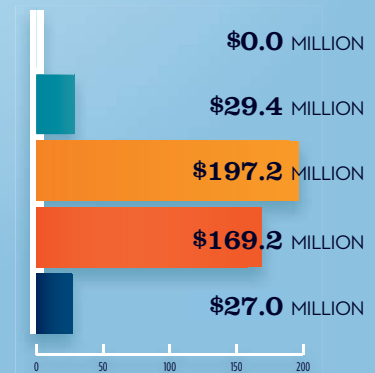
Est. Direct Income	\$70.1
Est. Indirect Income	\$44.1
Est. Induced Income	\$60.0



RECREATIONAL BOATING INDUSTRY SALES IN WI-5

Boat Building	\$0.0
Motor / Engine Mfgr.	\$29.4
Accessory / Supplies Mfgr.	\$197.2
TOTAL MFGR. SALES	\$226.6
Dealers / Wholesalers	\$169.2
Boat Services	\$27.0
TOTAL RETAIL & SERVICES SALES	\$196.2

Boat Building	\$0.0
Motor / Engine Mfgr.	\$29.4
Accessory / Supplies Mfgr.	\$197.2
Dealers / Wholesalers	\$169.2
Boat Services	\$27.0



Source: NMMMA's Center of Knowledge; Recreational Marine Research Center at Michigan State University



National Marine Manufacturers Association

nmma.org

ECONOMIC SIGNIFICANCE OF RECREATIONAL BOATING IN WISCONSIN

CONGRESSIONAL DISTRICT 6

Number of Recreational Boats*	69,605
Recreational Boating Industry Businesses	98
Total Jobs	4,732
Annual Recreational Boating-Related Spending	\$257.7 MILLION

TOTAL ANNUAL ECONOMIC IMPACT OF RECREATIONAL BOATING:



\$603.5 MILLION



RECREATIONAL BOATS IN WI-6

TOTAL BOATS* ▶ **69,605**

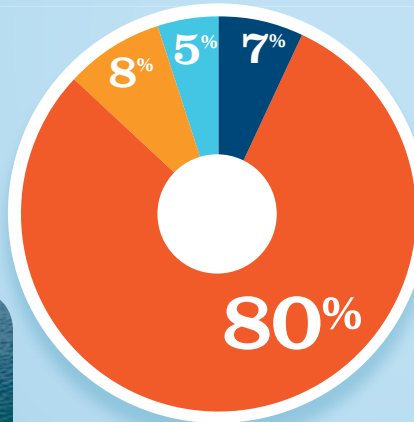
REGISTERED BOATS	69,605
Power boats	63,230
PWCs	4,757
Sailboats	1,523
Other Boats	95
HOUSEHOLDS PER BOAT	4.1



* Total boats are registered boats as reported by states to the USCG.

RECREATIONAL BOATING CREATES JOBS IN WI-6

TOTAL BOATING JOBS	4,260
Boat Building	223
Motor / Engine Mfgr.	19
Accessory / Supplies Mfgr.	342
Dealers / Wholesalers	3,401
Boat Services	275

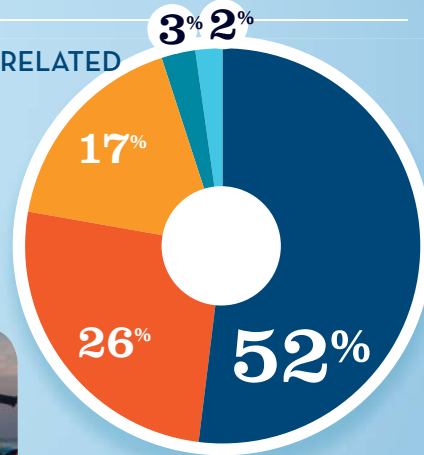


● BOAT BUILDING ● DLRS/WHOLESALERS
● MOTOR/ENG. MFG. † ● BOAT SERVICES
● ACC./SUPPLIES MFGR. † 0%



RECREATIONAL BOATING-RELATED BUSINESSES IN WI-6

TOTAL BUSINESSES	98
Boat Building	2
Motor / Engine Mfgr.	3
Accessory / Supplies Mfgr.	17
Dealers / Wholesalers	25
Boat Services	51

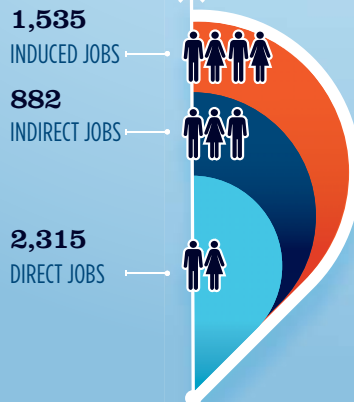


● BOAT BUILDING ● DLRS/WHOLESALERS
● MOTOR/ENG. MFGR. ● BOAT SERVICES
● ACC./SUPPLIES MFGR.



ESTIMATED JOBS IMPACT OF RECREATIONAL BOATING-RELATED SPENDING IN WI-6

EST. TOTAL JOBS	4,732
EST. TOTAL LABOR INCOME	\$195.1 MILLIONS
Est. Direct Income	\$78.4
Est. Indirect Income	\$49.5
Est. Induced Income	\$67.2



RECREATIONAL BOATING INDUSTRY SALES IN WI-6

Boat Building	\$57.5 MILLIONS	\$57.4 MILLION
Motor / Engine Mfgr.	\$11.2	\$11.2 MILLION
Accessory / Supplies Mfgr.	\$74.0	\$74.0 MILLION
TOTAL MFGR. SALES	\$142.7	
Dealers / Wholesalers	\$188.9	\$188.9 MILLION
Boat Services	\$71.6	\$71.6 MILLION
TOTAL RETAIL & SERVICES SALES	\$260.5	

● BOAT BUILDING ● DLRS/WHOLESALERS
● MOTOR/ENG. MFGR. ● BOAT SERVICES
● ACC./SUPPLIES MFGR.

Source: NMMMA's Center of Knowledge; Recreational Marine Research Center at Michigan State University



National Marine Manufacturers Association

nmma.org

ECONOMIC SIGNIFICANCE OF RECREATIONAL BOATING IN WISCONSIN

CONGRESSIONAL DISTRICT 7

Number of Recreational Boats*	134,344
Recreational Boating Industry Businesses	186
Total Jobs	8,569
Annual Recreational Boating-Related Spending	\$470.3 MILLION

TOTAL ANNUAL ECONOMIC IMPACT OF RECREATIONAL BOATING:

\$1,097.8

 MILLION



RECREATIONAL BOATS IN WI-7

TOTAL BOATS* ▶ **134,344**

REGISTERED BOATS **134,344**

Power boats	126,440
PWCs	6,060
Sailboats	1,552
Other Boats	292

HOUSEHOLDS PER BOAT **2.2**

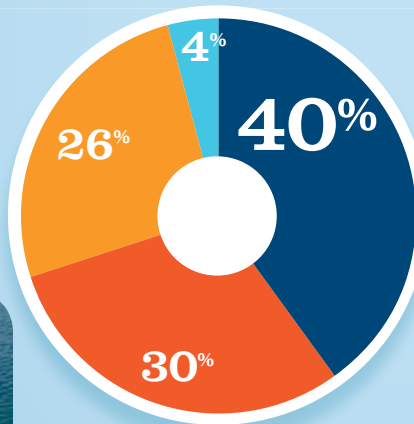


* Total boats are registered boats as reported by states to the USCG.

RECREATIONAL BOATING CREATES JOBS IN WI-7

TOTAL BOATING JOBS ▶ **1,090**

Boat Building	48
Motor / Engine Mfgr.	-
Accessory / Supplies Mfgr.	280
Dealers / Wholesalers	324
Boat Services	438



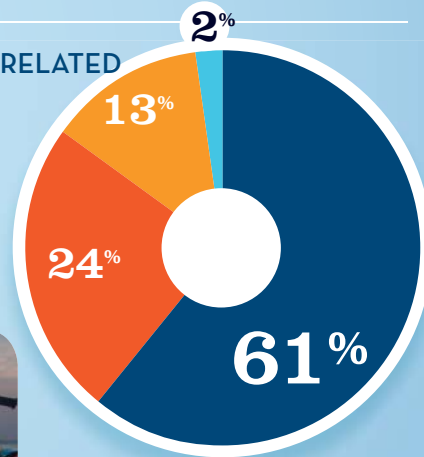
● BOAT BUILDING
 ● DLRS/WHOLESALERS
 ● MOTOR/ENG. MFG. †
 ● BOAT SERVICES



RECREATIONAL BOATING-RELATED BUSINESSES IN WI-7

TOTAL BUSINESSES ▶ **186**

Boat Building	3
Motor / Engine Mfgr.	-
Accessory / Supplies Mfgr.	25
Dealers / Wholesalers	45
Boat Services	113



● BOAT BUILDING
 ● DLRS/WHOLESALERS
 ● MOTOR/ENG. MFG. †
 ● BOAT SERVICES

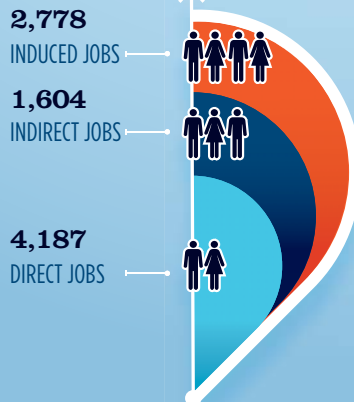


ESTIMATED JOBS IMPACT OF RECREATIONAL BOATING-RELATED SPENDING IN WI-7

EST. TOTAL JOBS ▶ **8,569**

EST. TOTAL LABOR INCOME **\$353.1** MILLIONS

Est. Direct Income	\$141.3
Est. Indirect Income	\$90.2
Est. Induced Income	\$121.6



RECREATIONAL BOATING INDUSTRY SALES IN WI-7

Boat Building	\$12.8	MILLIONS
Motor / Engine Mfgr.	\$0.0	MILLIONS
Accessory / Supplies Mfgr.	\$67.4	MILLIONS
TOTAL MFG. SALES	\$80.2	
Dealers / Wholesalers	\$153.6	MILLIONS
Boat Services	\$97.6	MILLIONS
TOTAL RETAIL & SERVICES SALES	\$251.2	

● BOAT BUILDING
 ● DLRS/WHOLESALERS
 ● MOTOR/ENG. MFG.
 ● BOAT SERVICES
 ● ACC./SUPPLIES MFG.

Source: NMMMA's Center of Knowledge; Recreational Marine Research Center at Michigan State University



National Marine Manufacturers Association

nmma.org

ECONOMIC SIGNIFICANCE OF RECREATIONAL BOATING IN WISCONSIN

CONGRESSIONAL DISTRICT 8

Number of Recreational Boats*	85,093
Recreational Boating Industry Businesses	141
Total Jobs	5,825
Annual Recreational Boating-Related Spending	\$317.1 MILLION

TOTAL ANNUAL ECONOMIC IMPACT OF RECREATIONAL BOATING:

\$742.8

 MILLION



RECREATIONAL BOATS IN WI-8

TOTAL BOATS* ▶ **85,093**

REGISTERED BOATS 85,093

Power boats	76,887
PWCs	6,494
Sailboats	1,591
Other Boats	121

HOUSEHOLDS PER BOAT 3.4

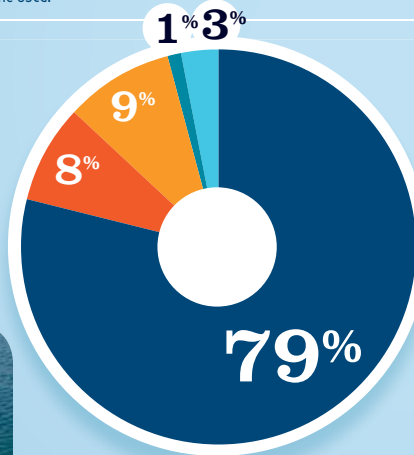


* Total boats are registered boats as reported by states to the USCG.

RECREATIONAL BOATING CREATES JOBS IN WI-8

TOTAL BOATING JOBS ▶ **3,355**

Boat Building	89
Motor / Engine Mfgr.	52
Accessory / Supplies Mfgr.	303
Dealers / Wholesalers	268
Boat Services	2,643



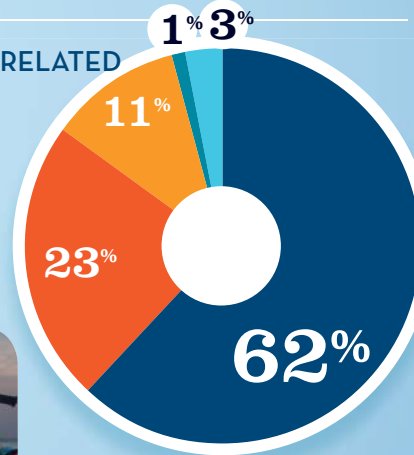
● BOAT BUILDING ● DLRS/WHOLESALERS
● MOTOR/ENG. MFG. ● BOAT SERVICES
● ACC./SUPPLIES MFG.



RECREATIONAL BOATING-RELATED BUSINESSES IN WI-8

TOTAL BUSINESSES ▶ **141**

Boat Building	4
Motor / Engine Mfgr.	2
Accessory / Supplies Mfgr.	16
Dealers / Wholesalers	32
Boat Services	87



● BOAT BUILDING ● DLRS/WHOLESALERS
● MOTOR/ENG. MFG. ● BOAT SERVICES
● ACC./SUPPLIES MFG.




ESTIMATED JOBS IMPACT OF RECREATIONAL BOATING-RELATED SPENDING IN WI-8

EST. TOTAL JOBS ▶ **5,825**

EST. TOTAL LABOR INCOME **\$240.2** MILLIONS

Est. Direct Income	\$96.6
Est. Indirect Income	\$60.9
Est. Induced Income	\$82.7

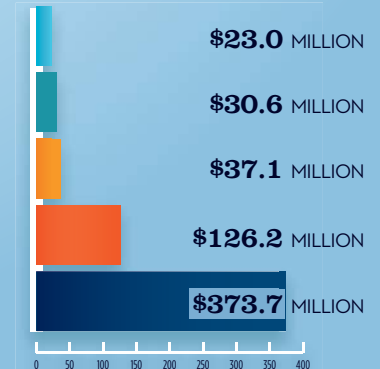


RECREATIONAL BOATING INDUSTRY SALES IN WI-8

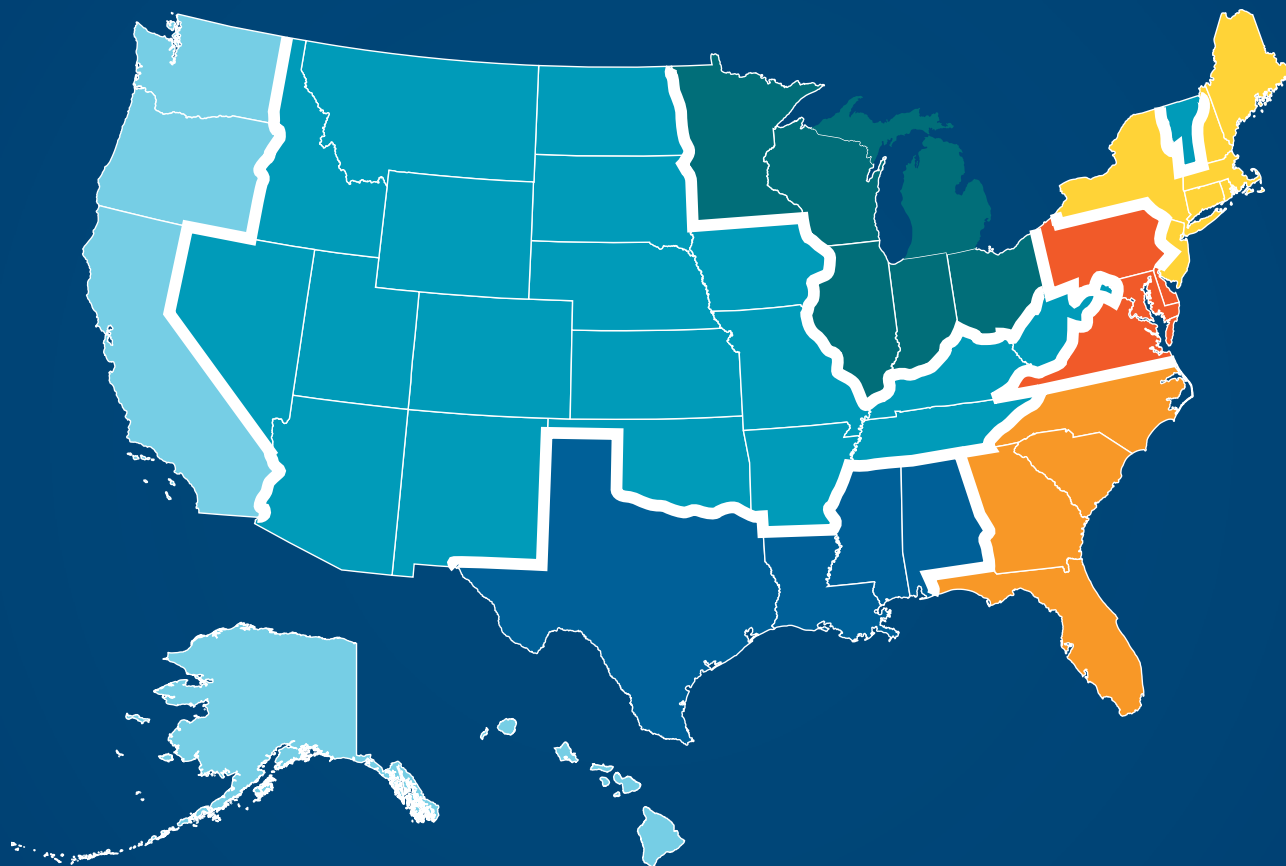
Boat Building	\$23.0
Motor / Engine Mfgr.	\$30.6
Accessory / Supplies Mfgr.	\$37.1
TOTAL MFG. SALES	\$90.6

Dealers / Wholesalers	\$126.2
Boat Services	\$373.7
TOTAL RETAIL & SERVICES SALES	\$499.9

● BOAT BUILDING ● DLRS/WHOLESALERS
● MOTOR/ENG. MFG. ● BOAT SERVICES
● ACC./SUPPLIES MFG.



Source: NMMA's Center of Knowledge; Recreational Marine Research Center at Michigan State University



GULF COAST





National Marine Manufacturers Association

nmma.org

ECONOMIC SIGNIFICANCE OF RECREATIONAL BOATING IN ALABAMA



TOTAL ANNUAL ECONOMIC IMPACT OF RECREATIONAL BOATING:

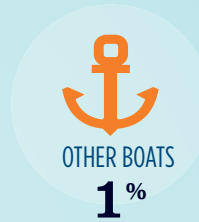

\$2.68 BILLION

Number of Recreational Boats*	263,652
Recreational Boating Industry Businesses	485
Total Jobs	21,140
Annual Recreational Boating-Related Spending	\$1.1 BILLION

RECREATIONAL BOATS IN ALABAMA

TOTAL BOATS* ▶ 263,652

REGISTERED BOATS	263,652
Power boats	222,158
PWCs	35,211
Sailboats	3,646
Other Boats	2,637
HOUSEHOLDS PER BOAT	7.193

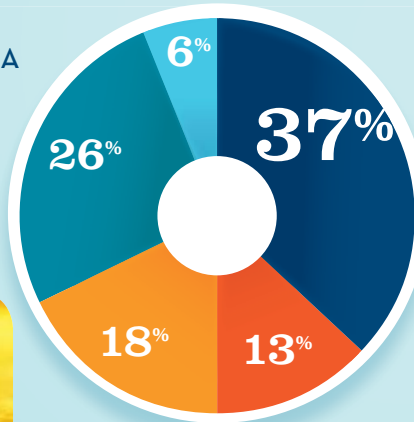


* Total boats are registered boats as reported by states to the USCG.

RECREATIONAL BOATING CREATES JOBS IN ALABAMA

TOTAL BOATING JOBS ▶ 4,651

Boat Building	251
Motor / Engine Mfg.	1,202
Accessory / Supplies Mfg.	854
Dealers / Wholesalers	620
Boat Services	1,724



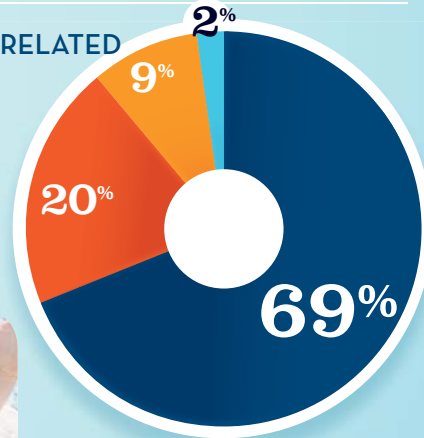
● BOAT BUILDING
● MOTOR/ENG. MFG.
● ACC./SUPPLIES MFG.
● DLRs/WHOLESALEs
● BOAT SERVICES



RECREATIONAL BOATING-RELATED BUSINESSES IN ALABAMA

TOTAL BUSINESSES ▶ 485

Boat Building	9
Motor / Engine Mfg.	3
Accessory / Supplies Mfg.	42
Dealers / Wholesalers	97
Boat Services	334



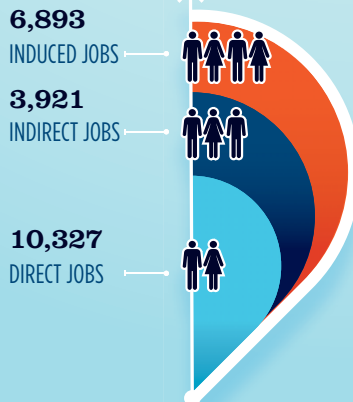
● BOAT BUILDING
● MOTOR/ENG. MFG.
● ACC./SUPPLIES MFG.
● DLRs/WHOLESALEs
● BOAT SERVICES



ESTIMATED JOBS IMPACT OF RECREATIONAL BOATING-RELATED SPENDING IN ALABAMA

EST. TOTAL JOBS ▶ 21,141

EST. TOTAL LABOR INCOME	\$876.1 MILLIONS
Est. Direct Income	\$355.1
Est. Indirect Income	\$219.3
Est. Induced Income	\$301.7



RECREATIONAL BOATING INDUSTRY SALES IN ALABAMA

Boat Building	\$64.7	\$64.7 MILLION
Motor / Engine Mfg.	\$706.8	\$706.8 MILLION
Accessory / Supplies Mfg.	\$229.0	\$229.0 MILLION
TOTAL MFG. SALES	\$1,000.5	
Dealers / Wholesalers	\$293.0	\$293.0 MILLION
Boat Services	\$423.4	\$423.4 MILLION
TOTAL RETAIL & SERVICES SALES	\$716.5	

● BOAT BUILDING
● MOTOR/ENG. MFG.
● ACC./SUPPLIES MFG.
● DLRs/WHOLESALEs
● BOAT SERVICES



National Marine Manufacturers Association

nmma.org

ECONOMIC SIGNIFICANCE OF RECREATIONAL BOATING IN ALABAMA

CONGRESSIONAL DISTRICT 1

Number of Recreational Boats*	49,310
Recreational Boating Industry Businesses	201
Total Jobs	4,086
Annual Recreational Boating-Related Spending	\$218.5 MILLION




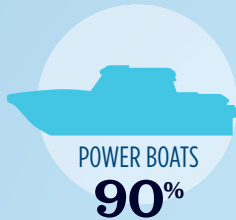
TOTAL ANNUAL ECONOMIC IMPACT OF RECREATIONAL BOATING:

\$516.1 MILLION

RECREATIONAL BOATS IN AL-1

TOTAL BOATS* ▶ 49,310

REGISTERED BOATS	49,310
Power boats	44,159
PWCs	3,678
Sailboats	1,283
Other Boats	190
HOUSEHOLDS PER BOAT	5.4

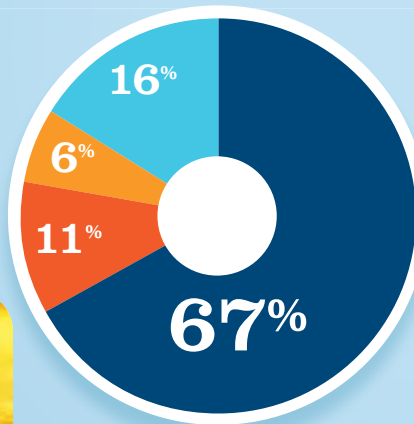


* Total boats are registered boats as reported by states to the USCG.

RECREATIONAL BOATING CREATES JOBS IN AL-1

TOTAL BOATING JOBS ▶ 1,510

Boat Building	243
Motor / Engine Mfgr.	-
Accessory / Supplies Mfgr.	91
Dealers / Wholesalers	159
Boat Services	1,017



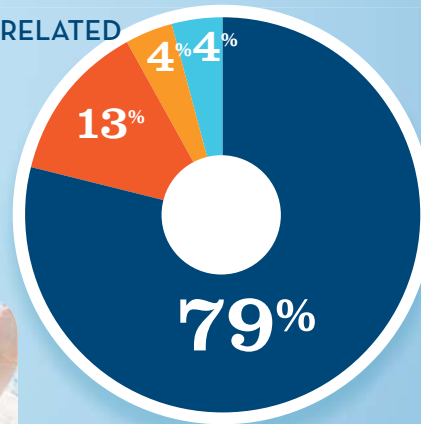
BOAT BUILDING DLRS/WHOLESALERS
MOTOR/ENG. MFGR. † BOAT SERVICES
ACC./SUPPLIES MFGR. † 0%



RECREATIONAL BOATING-RELATED BUSINESSES IN AL-1

TOTAL BUSINESSES ▶ 201

Boat Building	8
Motor / Engine Mfgr.	-
Accessory / Supplies Mfgr.	9
Dealers / Wholesalers	26
Boat Services	158



BOAT BUILDING DLRS/WHOLESALERS
MOTOR/ENG. MFGR. † BOAT SERVICES
ACC./SUPPLIES MFGR. † 0%

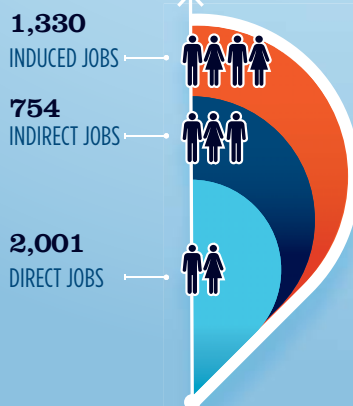


ESTIMATED JOBS IMPACT OF RECREATIONAL BOATING-RELATED SPENDING IN AL-1

EST. TOTAL JOBS ▶ 4,086

EST. TOTAL LABOR INCOME ▶ \$169.1 MILLIONS

Est. Direct Income	\$68.8
Est. Indirect Income	\$42.1
Est. Induced Income	\$58.2



RECREATIONAL BOATING INDUSTRY SALES IN AL-1

Boat Building	\$62.6 MILLION
Motor / Engine Mfgr.	\$0.0 MILLION
Accessory / Supplies Mfgr.	\$15.5 MILLION
TOTAL MFGR. SALES ▶	\$78.1 MILLION
Dealers / Wholesalers	\$75.9 MILLION
Boat Services	\$257.5 MILLION
TOTAL RETAIL & SERVICES SALES ▶	\$333.4 MILLION

BOAT BUILDING DLRS/WHOLESALERS
MOTOR/ENG. MFGR. BOAT SERVICES
ACC./SUPPLIES MFGR.

Source: NMMMA's Center of Knowledge; Recreational Marine Research Center at Michigan State University



National Marine Manufacturers Association

nmma.org

ECONOMIC SIGNIFICANCE OF RECREATIONAL BOATING IN ALABAMA

CONGRESSIONAL DISTRICT 2

Number of Recreational Boats*	37,340
Recreational Boating Industry Businesses	42
Total Jobs	2,778
Annual Recreational Boating-Related Spending	\$150.6 MILLION




TOTAL ANNUAL ECONOMIC IMPACT OF RECREATIONAL BOATING:

\$353.9 MILLION

RECREATIONAL BOATS IN AL-2

TOTAL BOATS* 37,340

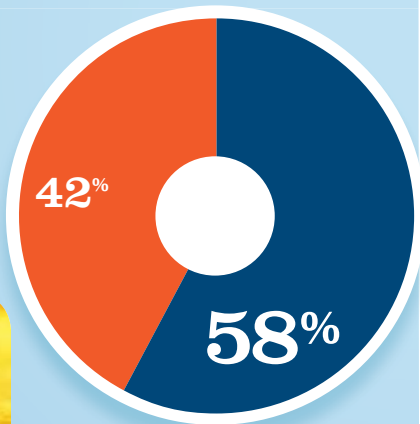
REGISTERED BOATS	37,340
Power boats	32,343
PWCs	4,476
Sailboats	311
Other Boats	210
HOUSEHOLDS PER BOAT	7.2



* Total boats are registered boats as reported by states to the USCG.

RECREATIONAL BOATING CREATES JOBS IN AL-2

TOTAL BOATING JOBS	281
Boat Building	-
Motor / Engine Mfgr.	-
Accessory / Supplies Mfgr.	-
Dealers / Wholesalers	118
Boat Services	163

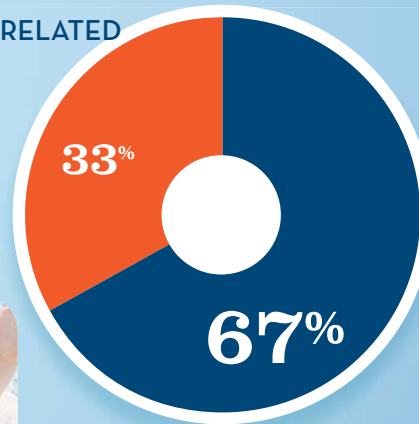


● BOAT BUILDING †
● MOTOR/ENG. MFGR. †
● ACC./SUPPLIES MFGR. †
● DLRS/WHOLESALE
● BOAT SERVICES
 † 0%



RECREATIONAL BOATING-RELATED BUSINESSES IN AL-2

TOTAL BUSINESSES	42
Boat Building	-
Motor / Engine Mfgr.	-
Accessory / Supplies Mfgr.	-
Dealers / Wholesalers	14
Boat Services	28

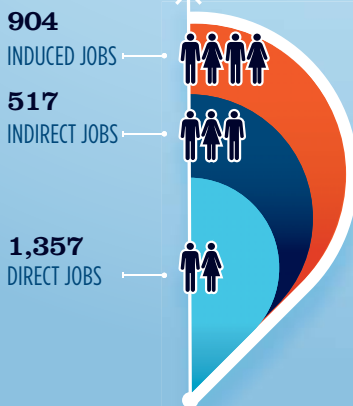


● BOAT BUILDING †
● MOTOR/ENG. MFGR. †
● ACC./SUPPLIES MFGR. †
● DLRS/WHOLESALE
● BOAT SERVICES
 † 0%



ESTIMATED JOBS IMPACT OF RECREATIONAL BOATING-RELATED SPENDING IN AL-2

EST. TOTAL JOBS	2,778
EST. TOTAL LABOR INCOME (MILLIONS)	\$115.0
Est. Direct Income	\$46.4
Est. Indirect Income	\$29.0
Est. Induced Income	\$39.6



RECREATIONAL BOATING INDUSTRY SALES IN AL-2

Boat Building	\$0.0 MILLION
Motor / Engine Mfgr.	\$0.0 MILLION
Accessory / Supplies Mfgr.	\$0.0 MILLION
TOTAL MFG. SALES	\$0.0 MILLION
Dealers / Wholesalers	\$55.6 MILLION
Boat Services	\$40.2 MILLION
TOTAL RETAIL & SERVICES SALES	\$95.8 MILLION

● BOAT BUILDING
● MOTOR/ENG. MFGR.
● ACC./SUPPLIES MFGR.
● DLRS/WHOLESALE
● BOAT SERVICES

Source: NMMMA's Center of Knowledge; Recreational Marine Research Center at Michigan State University



National Marine Manufacturers Association

nmma.org

ECONOMIC SIGNIFICANCE OF RECREATIONAL BOATING IN ALABAMA

CONGRESSIONAL DISTRICT 3

Number of Recreational Boats*	42,491
Recreational Boating Industry Businesses	65
Total Jobs	3,536
Annual Recreational Boating-Related Spending	\$190.2 MILLION

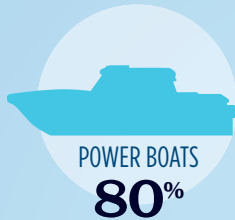
TOTAL ANNUAL ECONOMIC IMPACT OF RECREATIONAL BOATING:

\$448.6 MILLION

RECREATIONAL BOATS IN AL-3

TOTAL BOATS* ▶ 42,491

REGISTERED BOATS	42,491
Power boats	34,090
PWCs	7,746
Sailboats	409
Other Boats	246
HOUSEHOLDS PER BOAT	6.5

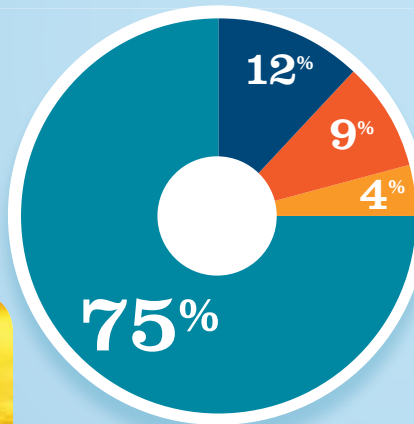


* Total boats are registered boats as reported by states to the USCG.

RECREATIONAL BOATING CREATES JOBS IN AL-3

TOTAL BOATING JOBS ▶ 1,202

Boat Building	-
Motor / Engine Mfgr.	902
Accessory / Supplies Mfgr.	42
Dealers / Wholesalers	112
Boat Services	146



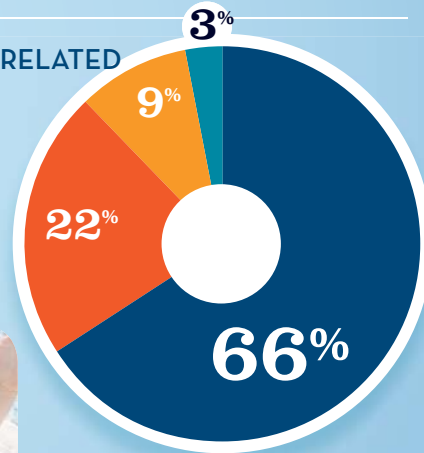
● BOAT BUILDING †
● MOTOR/ENG. MFGR.
● ACC./SUPPLIES MFGR.
● DLRS/WHOLESALERS
● BOAT SERVICES
 † 0%



RECREATIONAL BOATING-RELATED BUSINESSES IN AL-3

TOTAL BUSINESSES ▶ 65

Boat Building	-
Motor / Engine Mfgr.	2
Accessory / Supplies Mfgr.	6
Dealers / Wholesalers	14
Boat Services	43



● BOAT BUILDING †
● MOTOR/ENG. MFGR.
● ACC./SUPPLIES MFGR.
● DLRS/WHOLESALERS
● BOAT SERVICES
 † 0%

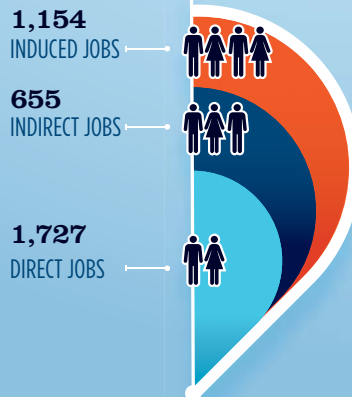


ESTIMATED JOBS IMPACT OF RECREATIONAL BOATING-RELATED SPENDING IN AL-3

EST. TOTAL JOBS ▶ 3,536

EST. TOTAL LABOR INCOME ▶ \$146.6 MILLIONS

Est. Direct Income	\$59.5
Est. Indirect Income	\$36.6
Est. Induced Income	\$50.5



RECREATIONAL BOATING INDUSTRY SALES IN AL-3

Boat Building	\$0.0	\$0.0 MILLION
Motor / Engine Mfgr.	\$530.4	\$530.4 MILLION
Accessory / Supplies Mfgr.	\$10.4	\$10.4 MILLION
TOTAL MFGR. SALES	\$540.8	
Dealers / Wholesalers	\$52.8	\$52.8 MILLION
Boat Services	\$32.8	\$32.8 MILLION
TOTAL RETAIL & SERVICES SALES	\$85.6	

● BOAT BUILDING
● MOTOR/ENG. MFGR.
● ACC./SUPPLIES MFGR.
● DLRS/WHOLESALERS
● BOAT SERVICES

Source: NMMMA's Center of Knowledge; Recreational Marine Research Center at Michigan State University



National Marine Manufacturers Association

nmma.org

ECONOMIC SIGNIFICANCE OF RECREATIONAL BOATING IN ALABAMA

CONGRESSIONAL DISTRICT 6

Number of Recreational Boats*	34,882
Recreational Boating Industry Businesses	33
Total Jobs	2,900
Annual Recreational Boating-Related Spending	\$156.2 MILLION





TOTAL ANNUAL ECONOMIC IMPACT OF RECREATIONAL BOATING:

\$368.3 MILLION

RECREATIONAL BOATS IN AL-6

TOTAL BOATS* **34,882**

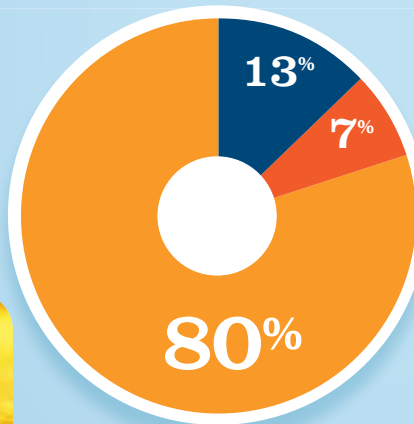
REGISTERED BOATS	34,882
Power boats	28,458
PWCs	5,843
Sailboats	484
Other Boats	97
HOUSEHOLDS PER BOAT	7.6



* Total boats are registered boats as reported by states to the USCG.

RECREATIONAL BOATING CREATES JOBS IN AL-6

TOTAL BOATING JOBS	557
Boat Building	-
Motor / Engine Mfgr.	-
Accessory / Supplies Mfgr.	443
Dealers / Wholesalers	39
Boat Services	75

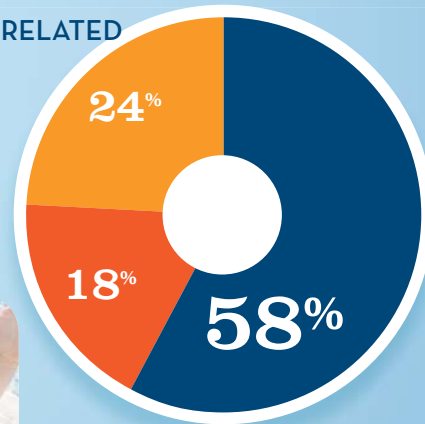


● BOAT BUILDING †
● MOTOR/ENG. MFGR. †
● ACC./SUPPLIES MFGR.
● DLRS/WHOLESALERS
● BOAT SERVICES
● † 0%



RECREATIONAL BOATING-RELATED BUSINESSES IN AL-6

TOTAL BUSINESSES	33
Boat Building	-
Motor / Engine Mfgr.	-
Accessory / Supplies Mfgr.	8
Dealers / Wholesalers	6
Boat Services	19

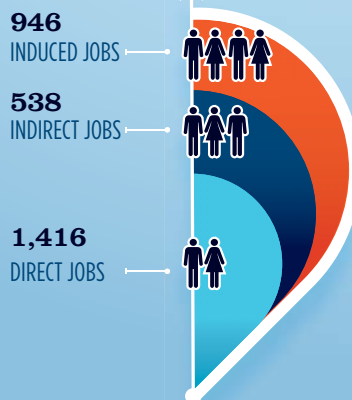


● BOAT BUILDING †
● MOTOR/ENG. MFGR. †
● ACC./SUPPLIES MFGR.
● DLRS/WHOLESALERS
● BOAT SERVICES
● † 0%



ESTIMATED JOBS IMPACT OF RECREATIONAL BOATING-RELATED SPENDING IN AL-6

EST. TOTAL JOBS	2,900
EST. TOTAL LABOR INCOME	\$120.3 MILLIONS
Est. Direct Income	\$48.8
Est. Indirect Income	\$30.1
Est. Induced Income	\$41.4



RECREATIONAL BOATING INDUSTRY SALES IN AL-6

Boat Building	\$0.0	\$0.0 MILLION
Motor / Engine Mfgr.	\$0.0	\$0.0 MILLION
Accessory / Supplies Mfgr.	\$117.3	\$117.3 MILLION
TOTAL MFG. SALES	\$117.3	
Dealers / Wholesalers	\$18.4	\$18.4 MILLION
Boat Services	\$20.8	\$20.2 MILLION
TOTAL RETAIL & SERVICES SALES	\$39.2	

● BOAT BUILDING
● MOTOR/ENG. MFGR.
● ACC./SUPPLIES MFGR.
● DLRS/WHOLESALERS
● BOAT SERVICES

Source: NMMMA's Center of Knowledge; Recreational Marine Research Center at Michigan State University



National Marine Manufacturers Association

nmma.org

ECONOMIC SIGNIFICANCE OF RECREATIONAL BOATING IN LOUISIANA



TOTAL ANNUAL ECONOMIC IMPACT OF RECREATIONAL BOATING:

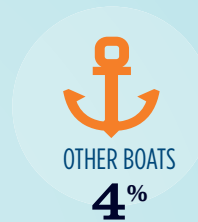

\$2.59 BILLION

Number of Recreational Boats*	305,451
Recreational Boating Industry Businesses	866
Total Jobs	20,265
Annual Recreational Boating-Related Spending	\$1.1 BILLION

RECREATIONAL BOATS IN LOUISIANA

TOTAL BOATS* ▶ 305,451

REGISTERED BOATS	305,451
Power boats	275,536
PWCs	15,692
Sailboats	2,025
Other Boats	12,198
HOUSEHOLDS PER BOAT	5.7

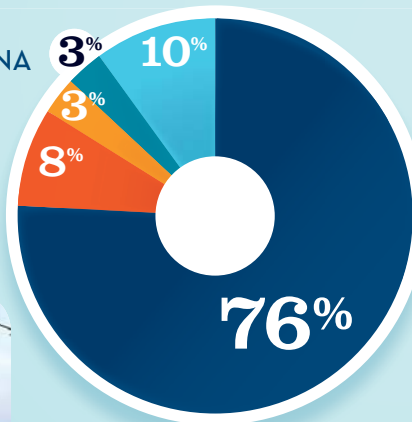


* Total boats are registered boats as reported by states to the USCG.

RECREATIONAL BOATING CREATES JOBS IN LOUISIANA

TOTAL BOATING JOBS ▶ 9,855

Boat Building	1,014
Motor / Engine Mfg.	313
Accessory / Supplies Mfg.	281
Dealers / Wholesalers	792
Boat Services	7,455



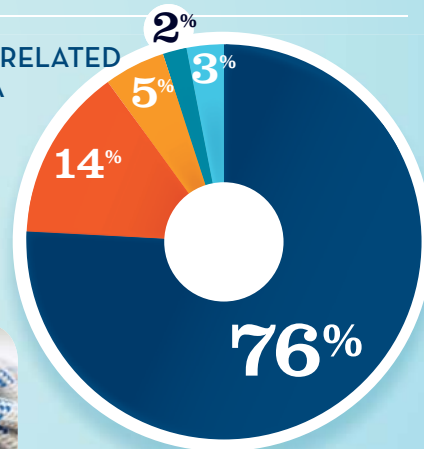
● BOAT BUILDING ● DLRS/WHOLESALEERS
● MOTOR/ENG. MFG. ● BOAT SERVICES
● ACC./SUPPLIES MFG.



RECREATIONAL BOATING-RELATED BUSINESSES IN LOUISIANA

TOTAL BUSINESSES ▶ 866

Boat Building	28
Motor / Engine Mfg.	15
Accessory / Supplies Mfg.	41
Dealers / Wholesalers	123
Boat Services	659



● BOAT BUILDING ● DLRS/WHOLESALEERS
● MOTOR/ENG. MFG. ● BOAT SERVICES
● ACC./SUPPLIES MFG.

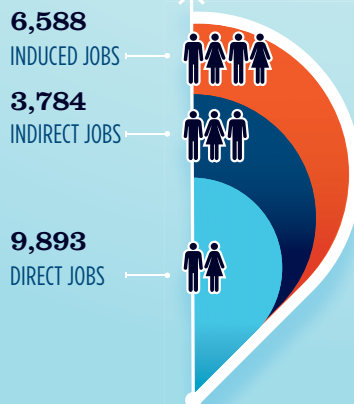


ESTIMATED JOBS IMPACT OF RECREATIONAL BOATING-RELATED SPENDING IN LOUISIANA

EST. TOTAL JOBS ▶ 20,265

EST. TOTAL LABOR INCOME ▶ \$837.4 MILLIONS

Est. Direct Income	\$336.7
Est. Indirect Income	\$212.3
Est. Induced Income	\$288.4



RECREATIONAL BOATING INDUSTRY SALES IN LOUISIANA

Boat Building	\$135.7 MILLION
Motor / Engine Mfg.	\$184.0 MILLION
Accessory / Supplies Mfg.	\$77.9 MILLION
TOTAL MFG. SALES	\$397.6
Dealers / Wholesalers	\$374.4 MILLION
Boat Services	\$1,394.4 MILLION
TOTAL RETAIL & SERVICES SALES	\$1,768.8

● BOAT BUILDING ● DLRS/WHOLESALEERS
● MOTOR/ENG. MFG. ● BOAT SERVICES
● ACC./SUPPLIES MFG.



National Marine Manufacturers Association

nmma.org

ECONOMIC SIGNIFICANCE OF RECREATIONAL BOATING IN LOUISIANA

CONGRESSIONAL DISTRICT 1

Number of Recreational Boats*	56,794
Recreational Boating Industry Businesses	365
Total Jobs	4,606
Annual Recreational Boating-Related Spending	\$247.8 MILLION



TOTAL ANNUAL ECONOMIC IMPACT OF RECREATIONAL BOATING:

\$584.5 MILLION

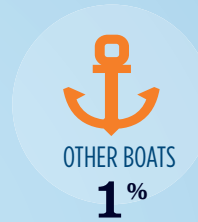

RECREATIONAL BOATS IN LA-1

TOTAL BOATS* **56,794**

REGISTERED BOATS **56,794**

Power boats	51,137
PWCs	4,329
Sailboats	848
Other Boats	480

HOUSEHOLDS PER BOAT **5.2**

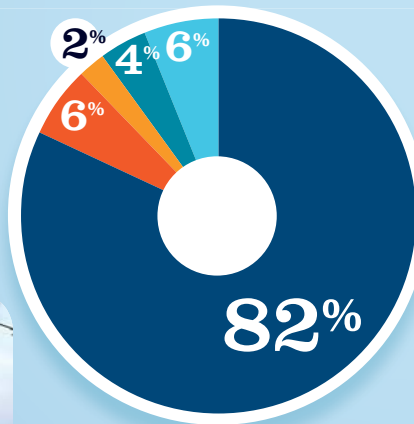


* Total boats are registered boats as reported by states to the USCG.

RECREATIONAL BOATING CREATES JOBS IN LA-1

TOTAL BOATING JOBS **4,875**

Boat Building	299
Motor / Engine Mfgr.	200
Accessory / Supplies Mfgr.	111
Dealers / Wholesalers	269
Boat Services	3,996



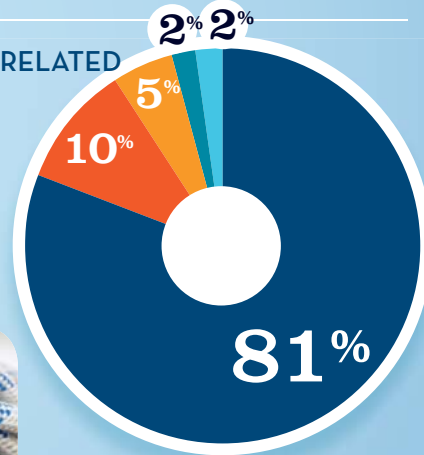
● BOAT BUILDING ● DLRS/WHOLESALERS
● MOTOR/ENG. MFR. ● BOAT SERVICES
● ACC./SUPPLIES MFR.



RECREATIONAL BOATING-RELATED BUSINESSES IN LA-1

TOTAL BUSINESSES **365**

Boat Building	9
Motor / Engine Mfgr.	8
Accessory / Supplies Mfgr.	18
Dealers / Wholesalers	36
Boat Services	294



● BOAT BUILDING ● DLRS/WHOLESALERS
● MOTOR/ENG. MFR. ● BOAT SERVICES
● ACC./SUPPLIES MFR.

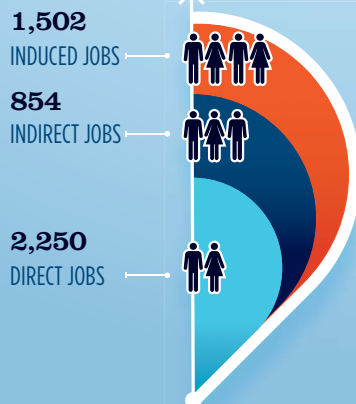


ESTIMATED JOBS IMPACT OF RECREATIONAL BOATING-RELATED SPENDING IN LA-1

EST. TOTAL JOBS **4,606**

EST. TOTAL LABOR INCOME **\$191.0** MILLIONS

Est. Direct Income	\$77.5
Est. Indirect Income	\$47.7
Est. Induced Income	\$65.8

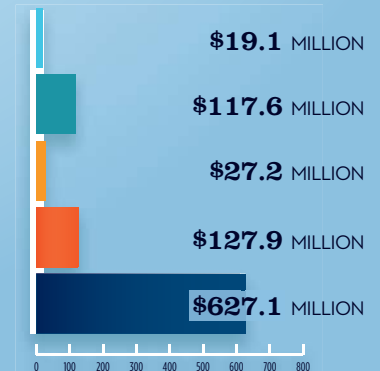


RECREATIONAL BOATING INDUSTRY SALES IN LA-1

Boat Building	\$19.1
Motor / Engine Mfgr.	\$117.6
Accessory / Supplies Mfgr.	\$27.2
TOTAL MFR. SALES	\$163.9

Dealers / Wholesalers	\$127.9
Boat Services	\$627.1
TOTAL RETAIL & SERVICES SALES	\$755.0

● BOAT BUILDING ● DLRS/WHOLESALERS
● MOTOR/ENG. MFR. ● BOAT SERVICES
● ACC./SUPPLIES MFR.



Source: NMMMA's Center of Knowledge; Recreational Marine Research Center at Michigan State University



National Marine Manufacturers Association

nmma.org

ECONOMIC SIGNIFICANCE OF RECREATIONAL BOATING IN LOUISIANA

CONGRESSIONAL DISTRICT 2

Number of Recreational Boats*	22,329
Recreational Boating Industry Businesses	114
Total Jobs	1,676
Annual Recreational Boating-Related Spending	\$91.0 MILLION

TOTAL ANNUAL ECONOMIC IMPACT OF RECREATIONAL BOATING:

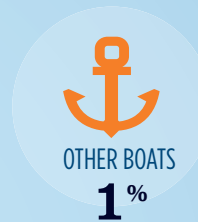

\$213.8 MILLION



RECREATIONAL BOATS IN LA-2

TOTAL BOATS* ▶ 22,329

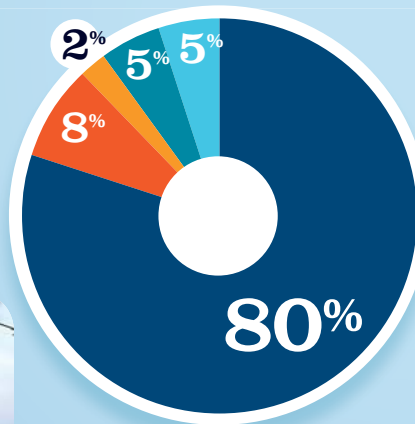
REGISTERED BOATS	22,329
Power boats	20,621
PWCs	1,185
Sailboats	298
Other Boats	225
HOUSEHOLDS PER BOAT	12.7



* Total boats are registered boats as reported by states to the USCG.

RECREATIONAL BOATING CREATES JOBS IN LA-2

TOTAL BOATING JOBS	▶ 1,332
Boat Building	62
Motor / Engine Mfgr.	68
Accessory / Supplies Mfgr.	26
Dealers / Wholesalers	109
Boat Services	1,067

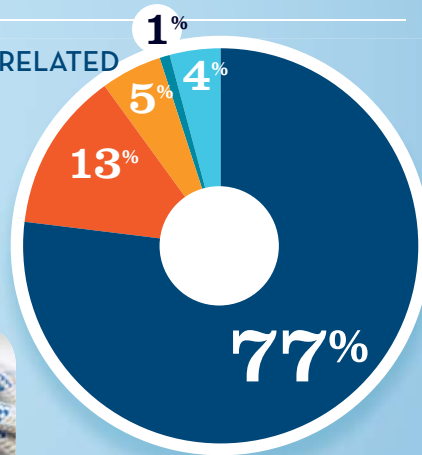


BOAT BUILDING DLRS/WHOLESALEERS
MOTOR/ENG. MFR. BOAT SERVICES
ACC./SUPPLIES MFR.



RECREATIONAL BOATING-RELATED BUSINESSES IN LA-2

TOTAL BUSINESSES	▶ 114
Boat Building	4
Motor / Engine Mfgr.	1
Accessory / Supplies Mfgr.	6
Dealers / Wholesalers	15
Boat Services	88




BOAT BUILDING DLRS/WHOLESALEERS
MOTOR/ENG. MFR. BOAT SERVICES
ACC./SUPPLIES MFR.



ESTIMATED JOBS IMPACT OF RECREATIONAL BOATING-RELATED SPENDING IN LA-2

EST. TOTAL JOBS	▶ 1,676
EST. TOTAL LABOR INCOME	▶ \$69.4 MILLIONS
Est. Direct Income	\$28.0
Est. Indirect Income	\$17.5
Est. Induced Income	\$23.9



RECREATIONAL BOATING INDUSTRY SALES IN LA-2

Boat Building	\$16.0	\$16.0 MILLION
Motor / Engine Mfgr.	\$40.0	\$40.0 MILLION
Accessory / Supplies Mfgr.	\$7.2	\$7.2 MILLION
TOTAL MFR. SALES	\$63.2	
Dealers / Wholesalers	\$51.5	\$51.5 MILLION
Boat Services	\$337.8	\$337.8 MILLION
TOTAL RETAIL & SERVICES SALES	\$389.3	

BOAT BUILDING DLRS/WHOLESALEERS
MOTOR/ENG. MFR. BOAT SERVICES
ACC./SUPPLIES MFR.

Source: NMMMA's Center of Knowledge; Recreational Marine Research Center at Michigan State University



National Marine Manufacturers Association

nmma.org

ECONOMIC SIGNIFICANCE OF RECREATIONAL BOATING IN LOUISIANA

CONGRESSIONAL DISTRICT 3

Number of Recreational Boats*	55,184
Recreational Boating Industry Businesses	174
Total Jobs	3,811
Annual Recreational Boating-Related Spending	\$208.0 MILLION

TOTAL ANNUAL ECONOMIC IMPACT OF RECREATIONAL BOATING:

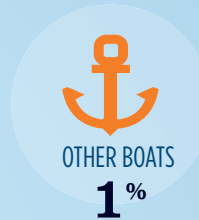

\$487.2 MILLION



RECREATIONAL BOATS IN LA-3

TOTAL BOATS* **55,184**

REGISTERED BOATS	55,184
Power boats	51,695
PWCs	2,680
Sailboats	287
Other Boats	522
HOUSEHOLDS PER BOAT	5.2

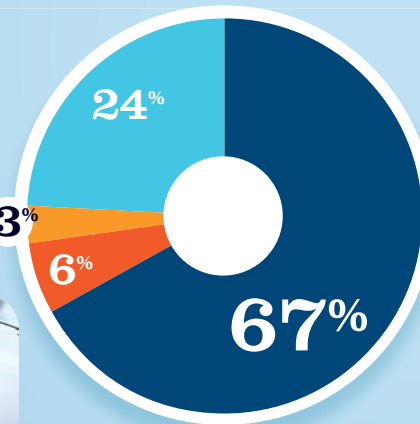


* Total boats are registered boats as reported by states to the USCG.

RECREATIONAL BOATING CREATES JOBS IN LA-3

TOTAL BOATING JOBS **2,496**

Boat Building	591
Motor / Engine Mfgr.	2
Accessory / Supplies Mfgr.	71
Dealers / Wholesalers	148
Boat Services	1,684



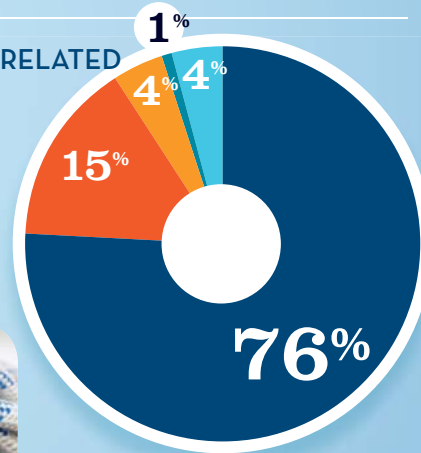
BOAT BUILDING 24%
MOTOR/ENG. MFGR. 0%
ACC./SUPPLIES MFGR. 3%
DLRS/WHOLESALERS 6%
BOAT SERVICES 67%



RECREATIONAL BOATING-RELATED BUSINESSES IN LA-3

TOTAL BUSINESSES **174**

Boat Building	7
Motor / Engine Mfgr.	1
Accessory / Supplies Mfgr.	7
Dealers / Wholesalers	26
Boat Services	133



BOAT BUILDING 4%
MOTOR/ENG. MFGR. 1%
ACC./SUPPLIES MFGR. 4%
DLRS/WHOLESALERS 15%
BOAT SERVICES 76%

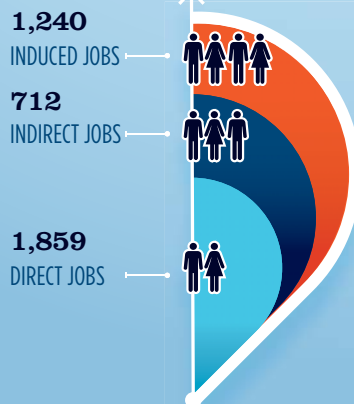


ESTIMATED JOBS IMPACT OF RECREATIONAL BOATING-RELATED SPENDING IN LA-3

EST. TOTAL JOBS **3,811**

EST. TOTAL LABOR INCOME **\$157.7** MILLIONS

Est. Direct Income	\$63.4
Est. Indirect Income	\$40.0
Est. Induced Income	\$54.3

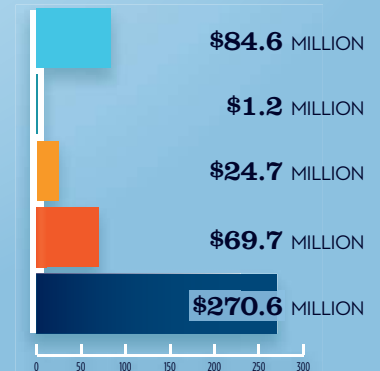


RECREATIONAL BOATING INDUSTRY SALES IN LA-3

Boat Building	\$84.6
Motor / Engine Mfgr.	\$1.2
Accessory / Supplies Mfgr.	\$24.7
TOTAL MFGR. SALES	\$110.5

Dealers / Wholesalers	\$69.7
Boat Services	\$270.6
TOTAL RETAIL & SERVICES SALES	\$340.3

BOAT BUILDING	\$84.6
MOTOR/ENG. MFGR.	\$1.2
ACC./SUPPLIES MFGR.	\$24.7
DLRS/WHOLESALERS	\$69.7
BOAT SERVICES	\$270.6



Source: NMMMA's Center of Knowledge; Recreational Marine Research Center at Michigan State University



National Marine Manufacturers Association

nmma.org

ECONOMIC SIGNIFICANCE OF RECREATIONAL BOATING IN LOUISIANA

CONGRESSIONAL DISTRICT 5

Number of Recreational Boats*	55,646
Recreational Boating Industry Businesses	43
Total Jobs	3,082
Annual Recreational Boating-Related Spending	\$170.4 MILLION



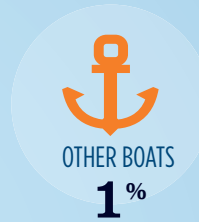

TOTAL ANNUAL ECONOMIC IMPACT OF RECREATIONAL BOATING:

\$395.9 MILLION

RECREATIONAL BOATS IN LA-5

TOTAL BOATS* ▶ **55,646**

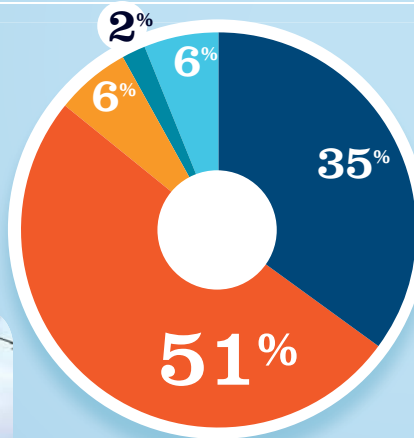
REGISTERED BOATS	55,646
Power boats	53,159
PWCs	1,849
Sailboats	93
Other Boats	545
HOUSEHOLDS PER BOAT	5.1



* Total boats are registered boats as reported by states to the USCG.

RECREATIONAL BOATING CREATES JOBS IN LA-5

TOTAL BOATING JOBS	▶ 129
Boat Building	7
Motor / Engine Mfgr.	3
Accessory / Supplies Mfgr.	8
Dealers / Wholesalers	66
Boat Services	45

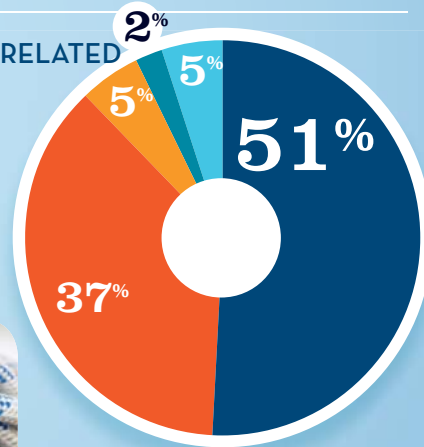


BOAT BUILDING (2%)
MOTOR/ENG. MFR. (6%)
ACC./SUPPLIES MFR. (6%)
DLRS/WHOLESALERS (51%)
BOAT SERVICES (35%)



RECREATIONAL BOATING-RELATED BUSINESSES IN LA-5

TOTAL BUSINESSES	▶ 43
Boat Building	2
Motor / Engine Mfgr.	1
Accessory / Supplies Mfgr.	2
Dealers / Wholesalers	16
Boat Services	22

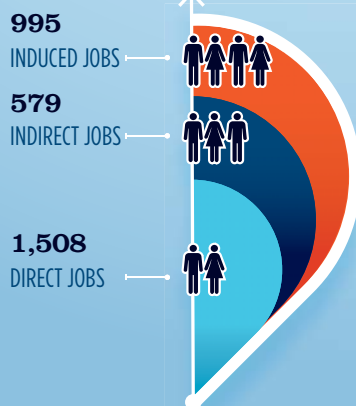


BOAT BUILDING (2%)
MOTOR/ENG. MFR. (5%)
ACC./SUPPLIES MFR. (5%)
DLRS/WHOLESALERS (37%)
BOAT SERVICES (51%)



ESTIMATED JOBS IMPACT OF RECREATIONAL BOATING-RELATED SPENDING IN LA-5

EST. TOTAL JOBS	▶ 3,082
EST. TOTAL LABOR INCOME	▶ \$126.2 MILLIONS
Est. Direct Income	\$50.0
Est. Indirect Income	\$32.6
Est. Induced Income	\$43.6



RECREATIONAL BOATING INDUSTRY SALES IN LA-5

Boat Building	\$1.8	MILLIONS	\$1.8 MILLION
Motor / Engine Mfgr.	\$1.8		\$1.8 MILLION
Accessory / Supplies Mfgr.	\$1.8		\$1.8 MILLION
TOTAL MFR. SALES	▶ \$5.4		
Dealers / Wholesalers	\$31.1		\$1.8 MILLION
Boat Services	\$15.0		\$31.1 MILLION
TOTAL RETAIL & SERVICES SALES	▶ \$46.1		\$15.0 MILLION

BOAT BUILDING (2%)
MOTOR/ENG. MFR. (5%)
ACC./SUPPLIES MFR. (5%)
DLRS/WHOLESALERS (37%)
BOAT SERVICES (51%)

Source: NMMMA's Center of Knowledge; Recreational Marine Research Center at Michigan State University



National Marine Manufacturers Association

nmma.org

ECONOMIC SIGNIFICANCE OF RECREATIONAL BOATING IN MISSISSIPPI



TOTAL ANNUAL ECONOMIC IMPACT OF RECREATIONAL BOATING:

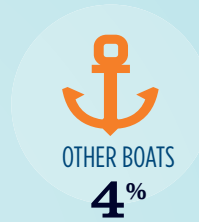

\$1.43 BILLION

Number of Recreational Boats*	172,453
Recreational Boating Industry Businesses	220
Total Jobs	11,239
Annual Recreational Boating-Related Spending	\$611.2 MILLION

RECREATIONAL BOATS IN MISSISSIPPI

TOTAL BOATS* ▶ 172,453

REGISTERED BOATS	172,453
Power boats	152,655
PWCs	12,415
Sailboats	1,237
Other Boats	6,146
HOUSEHOLDS PER BOAT	6.5

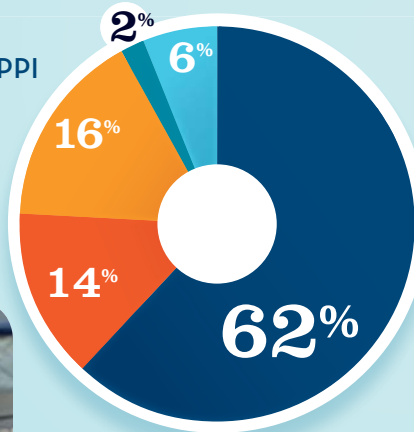


* Total boats are registered boats as reported by states to the USCG.

RECREATIONAL BOATING CREATES JOBS IN MISSISSIPPI

TOTAL BOATING JOBS ▶ 1,515

Boat Building	91
Motor / Engine Mfgr.	27
Accessory / Supplies Mfgr.	240
Dealers / Wholesalers	218
Boat Services	939



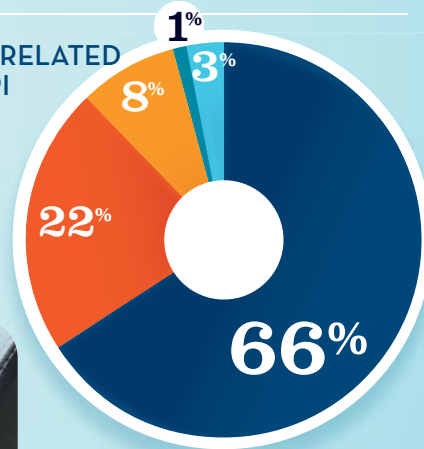
● BOAT BUILDING
 ● DLRS/WHOLESALEERS
 ● MOTOR/ENG. MFG.
 ● BOAT SERVICES
 ● ACC./SUPPLIES MFG.



RECREATIONAL BOATING-RELATED BUSINESSES IN MISSISSIPPI

TOTAL BUSINESSES ▶ 220

Boat Building	6
Motor / Engine Mfgr.	3
Accessory / Supplies Mfgr.	17
Dealers / Wholesalers	49
Boat Services	145



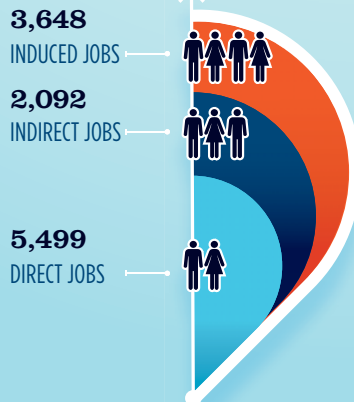
● BOAT BUILDING
 ● DLRS/WHOLESALEERS
 ● MOTOR/ENG. MFG.
 ● BOAT SERVICES
 ● ACC./SUPPLIES MFG.



ESTIMATED JOBS IMPACT OF RECREATIONAL BOATING-RELATED SPENDING IN MISSISSIPPI

EST. TOTAL JOBS ▶ 11,239

EST. TOTAL LABOR INCOME	\$463.7 MILLIONS
Est. Direct Income	\$186.7
Est. Indirect Income	\$117.3
Est. Induced Income	\$159.7



RECREATIONAL BOATING INDUSTRY SALES IN MISSISSIPPI

Boat Building	\$23.5 MILLION
Motor / Engine Mfgr.	\$15.9 MILLION
Accessory / Supplies Mfgr.	\$58.4 MILLION
TOTAL MFG. SALES	\$97.8
Dealers / Wholesalers	\$104.7 MILLION
Boat Services	\$335.3 MILLION
TOTAL RETAIL & SERVICES SALES	\$440.0

● BOAT BUILDING
 ● DLRS/WHOLESALEERS
 ● MOTOR/ENG. MFG.
 ● BOAT SERVICES
 ● ACC./SUPPLIES MFG.

Source: NMMMA's Center of Knowledge; Recreational Marine Research Center at Michigan State University



National Marine Manufacturers Association

nmma.org

ECONOMIC SIGNIFICANCE OF RECREATIONAL BOATING IN MISSISSIPPI

CONGRESSIONAL DISTRICT 1

Number of Recreational Boats*	40,883
Recreational Boating Industry Businesses	35
Total Jobs	2,707
Annual Recreational Boating-Related Spending	\$147.6 MILLION



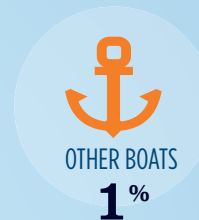

TOTAL ANNUAL ECONOMIC IMPACT OF RECREATIONAL BOATING:

\$345.5 MILLION

RECREATIONAL BOATS IN MS-1

TOTAL BOATS* **40,883**

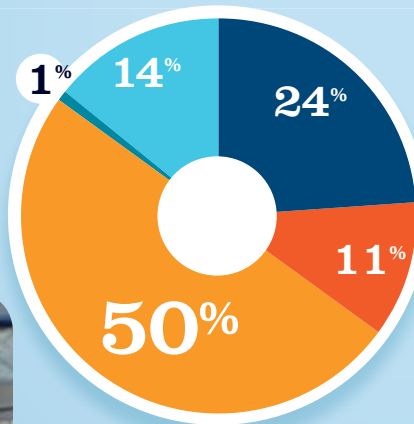
REGISTERED BOATS	40,883
Power boats	36,924
PWCs	3,478
Sailboats	166
Other Boats	315
HOUSEHOLDS PER BOAT	7.0



* Total boats are registered boats as reported by states to the USCG.

RECREATIONAL BOATING CREATES JOBS IN MS-1

TOTAL BOATING JOBS	280
Boat Building	40
Motor / Engine Mfgr.	2
Accessory / Supplies Mfgr.	139
Dealers / Wholesalers	30
Boat Services	69

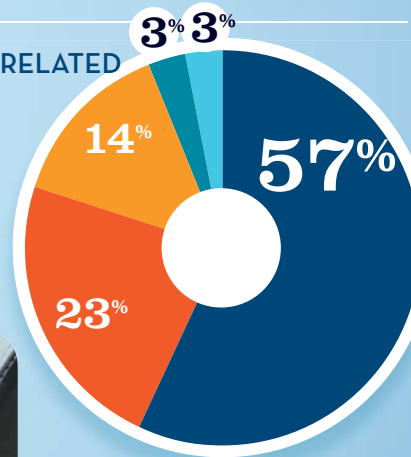


BOAT BUILDING (14%)
MOTOR/ENG. MFGR. (1%)
ACC./SUPPLIES MFGR. (50%)
DLRS/WHOLESALERS (11%)
BOAT SERVICES (24%)



RECREATIONAL BOATING-RELATED BUSINESSES IN MS-1

TOTAL BUSINESSES	35
Boat Building	1
Motor / Engine Mfgr.	1
Accessory / Supplies Mfgr.	5
Dealers / Wholesalers	8
Boat Services	20

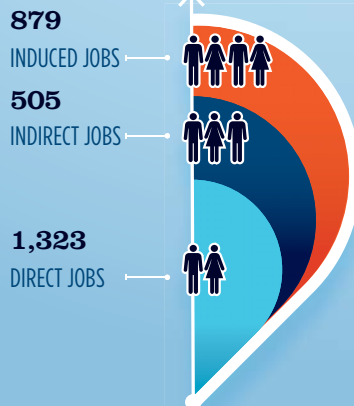


BOAT BUILDING (3%)
MOTOR/ENG. MFGR. (3%)
ACC./SUPPLIES MFGR. (14%)
DLRS/WHOLESALERS (23%)
BOAT SERVICES (57%)



ESTIMATED JOBS IMPACT OF RECREATIONAL BOATING-RELATED SPENDING IN MS-1

EST. TOTAL JOBS	2,707
EST. TOTAL LABOR INCOME (MILLIONS)	\$111.7
Est. Direct Income	\$44.9
Est. Indirect Income	\$28.3
Est. Induced Income	\$38.5

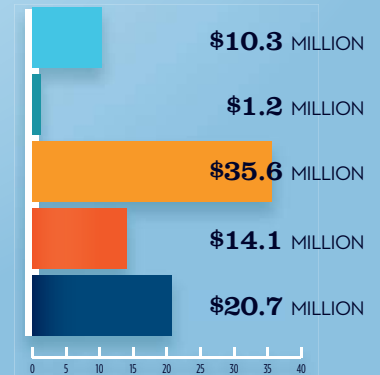


RECREATIONAL BOATING INDUSTRY SALES IN MS-1

Boat Building	\$10.3 MILLION
Motor / Engine Mfgr.	\$1.2 MILLION
Accessory / Supplies Mfgr.	\$35.6 MILLION
TOTAL MFGR. SALES	\$47.1

Dealers / Wholesalers	\$14.1 MILLION
Boat Services	\$20.7 MILLION
TOTAL RETAIL & SERVICES SALES	\$34.8

BOAT BUILDING (10.3%)
MOTOR/ENG. MFGR. (1.2%)
ACC./SUPPLIES MFGR. (35.6%)
DLRS/WHOLESALERS (14.1%)
BOAT SERVICES (20.7%)



Source: NMMMA's Center of Knowledge; Recreational Marine Research Center at Michigan State University



National Marine Manufacturers Association

nmma.org

ECONOMIC SIGNIFICANCE OF RECREATIONAL BOATING IN MISSISSIPPI

CONGRESSIONAL DISTRICT 2

Number of Recreational Boats*	29,732
Recreational Boating Industry Businesses	28
Total Jobs	1,793
Annual Recreational Boating-Related Spending	\$98.3 MILLION



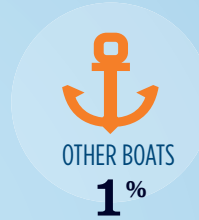

TOTAL ANNUAL ECONOMIC IMPACT OF RECREATIONAL BOATING:

\$229.2 MILLION

RECREATIONAL BOATS IN MS-2

TOTAL BOATS* **29,732**

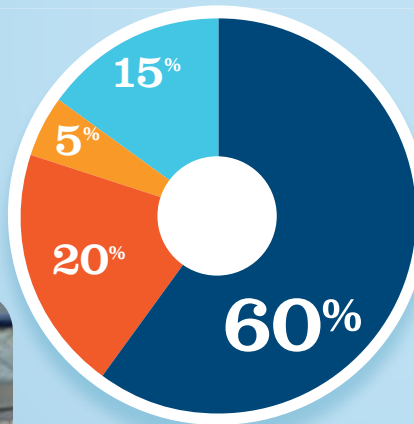
REGISTERED BOATS	29,732
Power boats	27,767
PWCs	1,583
Sailboats	132
Other Boats	250
HOUSEHOLDS PER BOAT	9.0



* Total boats are registered boats as reported by states to the USCG.

RECREATIONAL BOATING CREATES JOBS IN MS-2

TOTAL BOATING JOBS	177
Boat Building	26
Motor / Engine Mfgr.	-
Accessory / Supplies Mfgr.	10
Dealers / Wholesalers	35
Boat Services	106

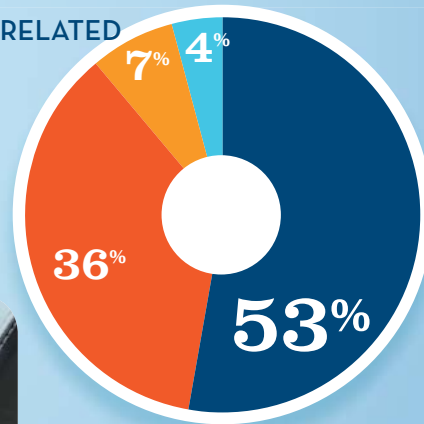


BOAT BUILDING 15%
DLRS/WHOLESALERS 20%
MOTOR/ENG. MFGR. † 0%
ACC./SUPPLIES MFGR. 5%
BOAT SERVICES 60%



RECREATIONAL BOATING-RELATED BUSINESSES IN MS-2

TOTAL BUSINESSES	28
Boat Building	1
Motor / Engine Mfgr.	-
Accessory / Supplies Mfgr.	2
Dealers / Wholesalers	10
Boat Services	15

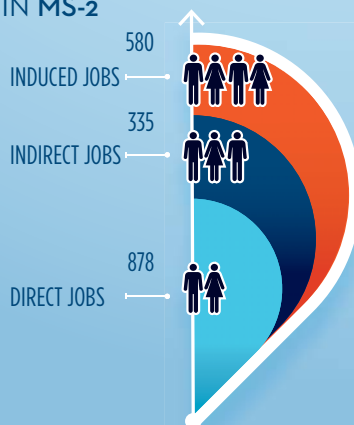


BOAT BUILDING 4%
DLRS/WHOLESALERS 36%
MOTOR/ENG. MFGR. † 0%
ACC./SUPPLIES MFGR. 7%
BOAT SERVICES 53%



ESTIMATED JOBS IMPACT OF RECREATIONAL BOATING-RELATED SPENDING IN MS-2

EST. TOTAL JOBS	1,793
EST. TOTAL LABOR INCOME	\$73.7 MILLIONS
Est. Direct Income	\$29.5
Est. Indirect Income	\$18.8
Est. Induced Income	\$25.4



RECREATIONAL BOATING INDUSTRY SALES IN MS-2

Boat Building	\$6.7	\$6.7 MILLION
Motor / Engine Mfgr.	\$0.0	\$0.0 MILLION
Accessory / Supplies Mfgr.	\$2.0	\$2.0 MILLION
TOTAL MFGR. SALES	\$8.7	
Dealers / Wholesalers	\$16.5	\$16.5 MILLION
Boat Services	\$22.4	\$22.4 MILLION
TOTAL RETAIL & SERVICES SALES	\$38.9	

BOAT BUILDING 6.7%
DLRS/WHOLESALERS 16.5%
MOTOR/ENG. MFGR. 0.0%
ACC./SUPPLIES MFGR. 2.0%
BOAT SERVICES 22.4%

Source: NMMMA's Center of Knowledge; Recreational Marine Research Center at Michigan State University



National Marine Manufacturers Association

nmma.org

ECONOMIC SIGNIFICANCE OF RECREATIONAL BOATING IN MISSISSIPPI

CONGRESSIONAL DISTRICT 3

Number of Recreational Boats*	36,455
Recreational Boating Industry Businesses	39
Total Jobs	2,328
Annual Recreational Boating-Related Spending	\$127.4 MILLION

TOTAL ANNUAL ECONOMIC IMPACT OF RECREATIONAL BOATING:



\$297.7 MILLION



RECREATIONAL BOATS IN MS-3

TOTAL BOATS* **36,455**

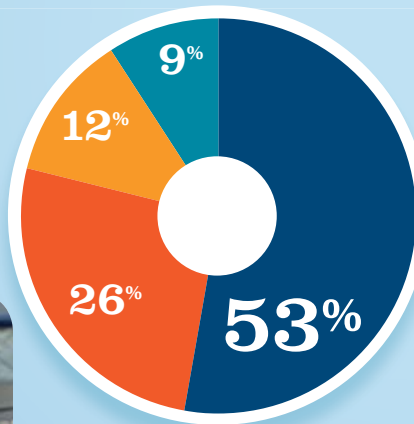
REGISTERED BOATS	36,455
Power boats	33,523
PWCs	2,456
Sailboats	266
Other Boats	210
HOUSEHOLDS PER BOAT	7.9



* Total boats are registered boats as reported by states to the USCG.

RECREATIONAL BOATING CREATES JOBS IN MS-3

TOTAL BOATING JOBS	162
Boat Building	-
Motor / Engine Mfgr.	15
Accessory / Supplies Mfgr.	19
Dealers / Wholesalers	42
Boat Services	86

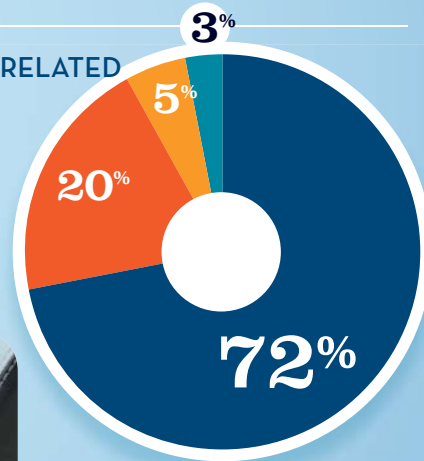


BOAT BUILDING †
MOTOR/ENG. MFGR.
ACC./SUPPLIES MFGR.
DLRS/WHOLESALERS
BOAT SERVICES
† 0%



RECREATIONAL BOATING-RELATED BUSINESSES IN MS-3

TOTAL BUSINESSES	39
Boat Building	-
Motor / Engine Mfgr.	1
Accessory / Supplies Mfgr.	2
Dealers / Wholesalers	8
Boat Services	28

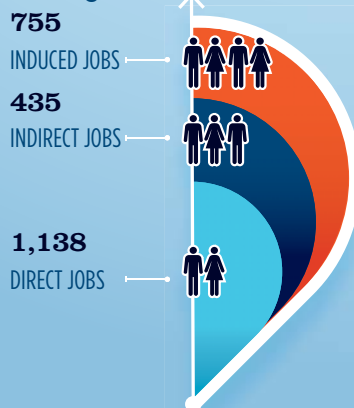


BOAT BUILDING †
MOTOR/ENG. MFGR.
ACC./SUPPLIES MFGR.
DLRS/WHOLESALERS
BOAT SERVICES
† 0%



ESTIMATED JOBS IMPACT OF RECREATIONAL BOATING-RELATED SPENDING IN MS-3

EST. TOTAL JOBS	2,328
EST. TOTAL LABOR INCOME	\$95.9 MILLIONS
Est. Direct Income	\$38.5
Est. Indirect Income	\$24.4
Est. Induced Income	\$33.0



RECREATIONAL BOATING INDUSTRY SALES IN MS-3

Boat Building	\$0.0	\$0.0 MILLION
Motor / Engine Mfgr.	\$8.8	\$8.8 MILLION
Accessory / Supplies Mfgr.	\$5.0	\$5.0 MILLION
TOTAL MFG. SALES	\$13.8	
Dealers / Wholesalers	\$20.8	\$20.8 MILLION
Boat Services	\$24.5	\$24.5 MILLION
TOTAL RETAIL & SERVICES SALES	\$45.3	

BOAT BUILDING
MOTOR/ENG. MFGR.
ACC./SUPPLIES MFGR.
DLRS/WHOLESALERS
BOAT SERVICES

Source: NMMMA's Center of Knowledge; Recreational Marine Research Center at Michigan State University



National Marine Manufacturers Association

nmma.org

ECONOMIC SIGNIFICANCE OF RECREATIONAL BOATING IN MISSISSIPPI

CONGRESSIONAL DISTRICT 4

Number of Recreational Boats*	60,215
Recreational Boating Industry Businesses	118
Total Jobs	4,404
Annual Recreational Boating-Related Spending	\$237.6 MILLION




TOTAL ANNUAL ECONOMIC IMPACT OF RECREATIONAL BOATING:

\$558.7 MILLION

RECREATIONAL BOATS IN MS-4

TOTAL BOATS* **60,215**

REGISTERED BOATS	60,215
Power boats	54,425
PWCs	4,895
Sailboats	671
Other Boats	224
HOUSEHOLDS PER BOAT	4.7

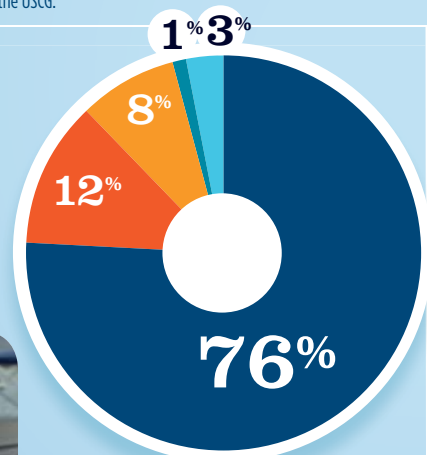


* Total boats are registered boats as reported by states to the USCG.

RECREATIONAL BOATING CREATES JOBS IN MS-4

TOTAL BOATING JOBS **896**

Boat Building	25
Motor / Engine Mfgr.	10
Accessory / Supplies Mfgr.	72
Dealers / Wholesalers	111
Boat Services	678



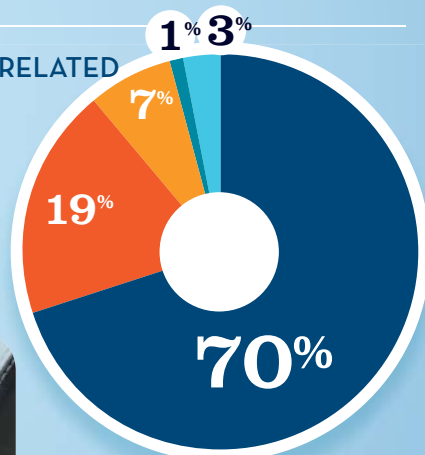
BOAT BUILDING
MOTOR/ENG. MFGR.
ACC./SUPPLIES MFGR.
DLRS/WHOLESALERS
BOAT SERVICES



RECREATIONAL BOATING-RELATED BUSINESSES IN MS-4

TOTAL BUSINESSES **118**

Boat Building	4
Motor / Engine Mfgr.	1
Accessory / Supplies Mfgr.	8
Dealers / Wholesalers	23
Boat Services	82



BOAT BUILDING
MOTOR/ENG. MFGR.
ACC./SUPPLIES MFGR.
DLRS/WHOLESALERS
BOAT SERVICES

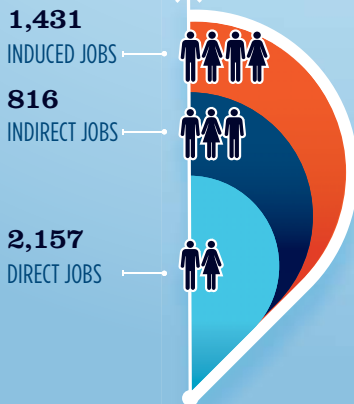


ESTIMATED JOBS IMPACT OF RECREATIONAL BOATING-RELATED SPENDING IN MS-4

EST. TOTAL JOBS **4,404**

EST. TOTAL LABOR INCOME **\$181.9** MILLIONS

Est. Direct Income	\$73.6
Est. Indirect Income	\$45.7
Est. Induced Income	\$62.6

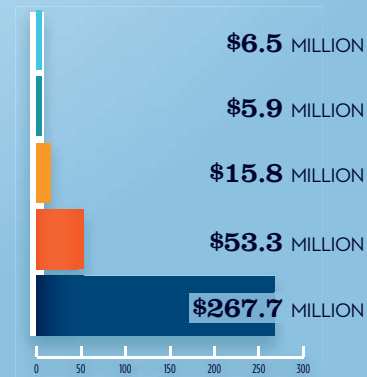


RECREATIONAL BOATING INDUSTRY SALES IN MS-4

Boat Building	\$6.5
Motor / Engine Mfgr.	\$5.9
Accessory / Supplies Mfgr.	\$15.8
TOTAL MFGR. SALES	\$28.2

Dealers / Wholesalers	\$53.3
Boat Services	\$267.7
TOTAL RETAIL & SERVICES SALES	\$321.0

BOAT BUILDING
MOTOR/ENG. MFGR.
ACC./SUPPLIES MFGR.
DLRS/WHOLESALERS
BOAT SERVICES





National Marine Manufacturers Association

nmma.org

ECONOMIC SIGNIFICANCE OF RECREATIONAL BOATING IN TEXAS



TOTAL ANNUAL ECONOMIC IMPACT OF RECREATIONAL BOATING:


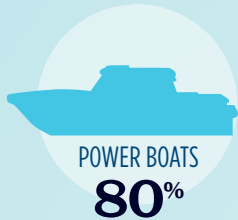
\$5.96 BILLION

Number of Recreational Boats*	577,063
Recreational Boating Industry Businesses	2,041
Total Jobs	46,953
Annual Recreational Boating-Related Spending	\$2.5 BILLION

RECREATIONAL BOATS IN TEXAS

TOTAL BOATS* ▶ **577,063**

REGISTERED BOATS	577,063
Power boats	464,964
PWCs	91,756
Sailboats	10,630
Other Boats	9,713
HOUSEHOLDS PER BOAT	15.7

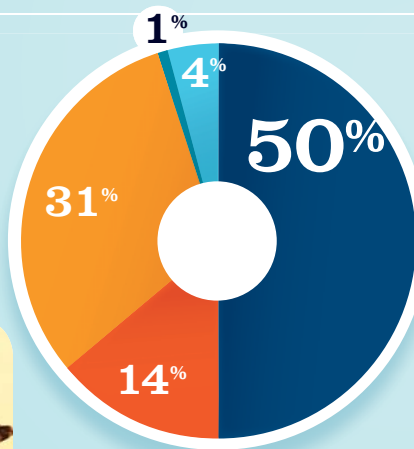


* Total boats are registered boats as reported by states to the USCG.

RECREATIONAL BOATING CREATES JOBS IN TEXAS

TOTAL BOATING JOBS ▶ **17,181**

Boat Building	637
Motor / Engine Mfgr.	221
Accessory / Supplies Mfgr.	5,376
Dealers / Wholesalers	2,415
Boat Services	8,532



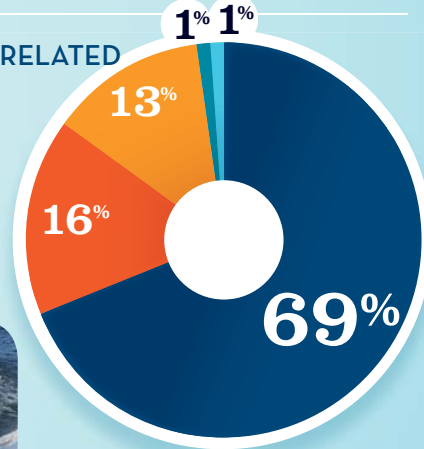
● BOAT BUILDING
● MOTOR/ENG. MFGR.
● ACC./SUPPLIES MFGR.
● DLRS/WHOLESALEERS
● BOAT SERVICES



RECREATIONAL BOATING-RELATED BUSINESSES IN TEXAS

TOTAL BUSINESSES ▶ **2,041**

Boat Building	22
Motor / Engine Mfgr.	16
Accessory / Supplies Mfgr.	258
Dealers / Wholesalers	333
Boat Services	1,412



● BOAT BUILDING
● MOTOR/ENG. MFGR.
● ACC./SUPPLIES MFGR.
● DLRS/WHOLESALEERS
● BOAT SERVICES

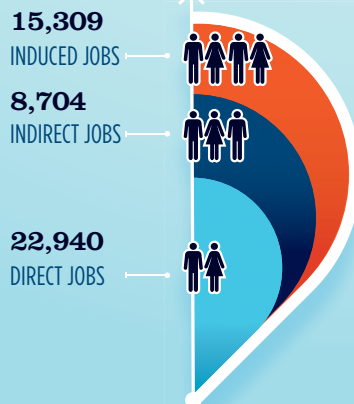


ESTIMATED JOBS IMPACT OF RECREATIONAL BOATING-RELATED SPENDING IN TEXAS

EST. TOTAL JOBS ▶ **46,953**

EST. TOTAL LABOR INCOME ▶ **\$1,946.0** MILLIONS

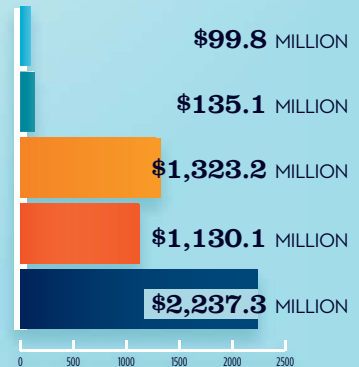
Est. Direct Income	\$789.4
Est. Indirect Income	\$486.5
Est. Induced Income	\$670.1



RECREATIONAL BOATING INDUSTRY SALES IN TEXAS

TOTAL MFG. SALES ▶ **\$1,558.1** MILLIONS

Boat Building	\$99.8
Motor / Engine Mfgr.	\$135.1
Accessory / Supplies Mfgr.	\$1,323.2
TOTAL MFG. SALES	\$1,558.1
Dealers / Wholesalers	\$1,130.1
Boat Services	\$2,237.3
TOTAL RETAIL & SERVICES SALES	\$3,367.4



● BOAT BUILDING
● MOTOR/ENG. MFGR.
● ACC./SUPPLIES MFGR.
● DLRS/WHOLESALEERS
● BOAT SERVICES



National Marine Manufacturers Association

nmma.org

ECONOMIC SIGNIFICANCE OF RECREATIONAL BOATING IN TEXAS

CONGRESSIONAL DISTRICT 1

Number of Recreational Boats*	35,587
Recreational Boating Industry Businesses	68
Total Jobs	2,538
Annual Recreational Boating-Related Spending	\$139.2 MILLION

TOTAL ANNUAL ECONOMIC IMPACT OF RECREATIONAL BOATING:

\$325.8 MILLION



RECREATIONAL BOATS IN TX-1

TOTAL BOATS* ▶ **35,587**

REGISTERED BOATS **35,587**

Power boats	31,727
PWCs	3,568
Sailboats	229
Other Boats	63

HOUSEHOLDS PER BOAT **7.41**

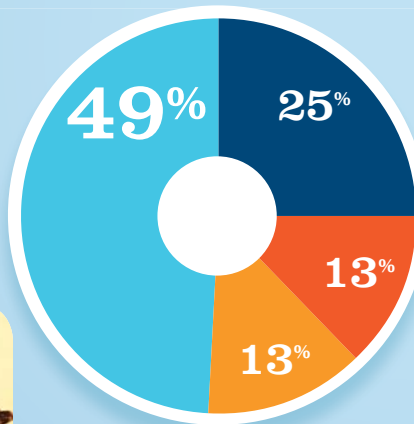


* Total boats are registered boats as reported by states to the USCG.

RECREATIONAL BOATING CREATES JOBS IN TX-1

TOTAL BOATING JOBS ▶ **529**

Boat Building	258
Motor / Engine Mfgr.	-
Accessory / Supplies Mfgr.	69
Dealers / Wholesalers	71
Boat Services	131



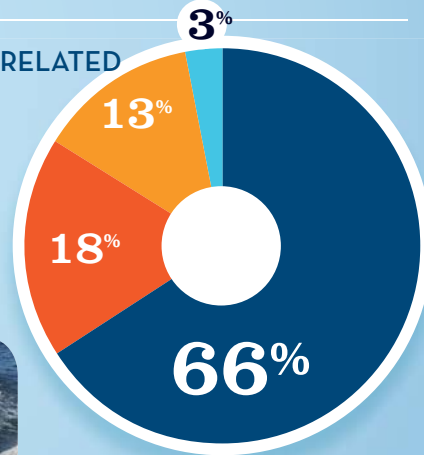
● BOAT BUILDING
● MOTOR/ENG. MFGR. †
● ACC./SUPPLIES MFGR.
● DLRS/WHOLESALERS
● BOAT SERVICES
● † 0%



RECREATIONAL BOATING-RELATED BUSINESSES IN TX-1

TOTAL BUSINESSES ▶ **68**

Boat Building	2
Motor / Engine Mfgr.	-
Accessory / Supplies Mfgr.	9
Dealers / Wholesalers	12
Boat Services	45



● BOAT BUILDING
● MOTOR/ENG. MFGR. †
● ACC./SUPPLIES MFGR.
● DLRS/WHOLESALERS
● BOAT SERVICES
● † 0%

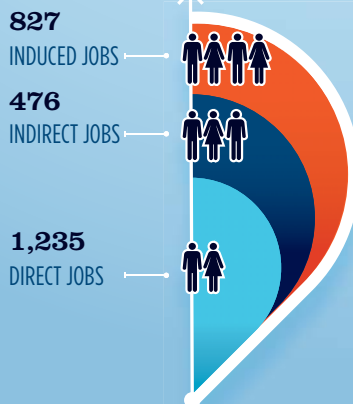


ESTIMATED JOBS IMPACT OF RECREATIONAL BOATING-RELATED SPENDING IN TX-1

EST. TOTAL JOBS ▶ **2,538**

EST. TOTAL LABOR INCOME **\$105.1** MILLIONS

Est. Direct Income	\$42.1
Est. Indirect Income	\$26.8
Est. Induced Income	\$36.2



RECREATIONAL BOATING INDUSTRY SALES IN TX-1

Boat Building	\$2.1 MILLION
Motor / Engine Mfgr.	\$0.0 MILLION
Accessory / Supplies Mfgr.	\$17.3 MILLION
TOTAL MFGR. SALES	\$19.4
Dealers / Wholesalers	\$33.4 MILLION
Boat Services	\$32.0 MILLION
TOTAL RETAIL & SERVICES SALES	\$65.4

● BOAT BUILDING
● MOTOR/ENG. MFGR.
● ACC./SUPPLIES MFGR.
● DLRS/WHOLESALERS
● BOAT SERVICES

Source: NMMA's Center of Knowledge; Recreational Marine Research Center at Michigan State University



National Marine Manufacturers Association

nmma.org

ECONOMIC SIGNIFICANCE OF RECREATIONAL BOATING IN TEXAS

CONGRESSIONAL DISTRICT 4

Number of Recreational Boats*	31,321
Recreational Boating Industry Businesses	98
Total Jobs	2,441
Annual Recreational Boating-Related Spending	\$132.4 MILLION





TOTAL ANNUAL ECONOMIC IMPACT OF RECREATIONAL BOATING:

\$311.1 MILLION

RECREATIONAL BOATS IN TX-4

TOTAL BOATS* **31,321**

REGISTERED BOATS	31,321
Power boats	27,275
PWCs	3,614
Sailboats	348
Other Boats	84
HOUSEHOLDS PER BOAT	8.3

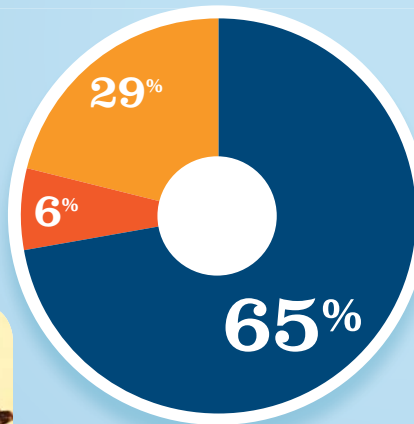


* Total boats are registered boats as reported by states to the USCG.

RECREATIONAL BOATING CREATES JOBS IN TX-4

TOTAL BOATING JOBS **874**

Boat Building	-
Motor / Engine Mfgr.	1
Accessory / Supplies Mfgr.	257
Dealers / Wholesalers	51
Boat Services	565



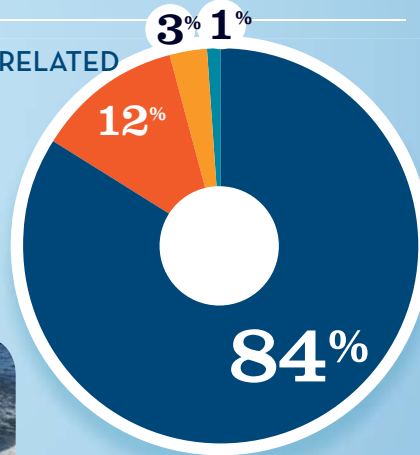
BOAT BUILDING † 29%
MOTOR/ENG. MFGR. † 6%
ACC./SUPPLIES MFGR. 0%
DLRS/WHOLESALERS 0%
BOAT SERVICES 65%



RECREATIONAL BOATING-RELATED BUSINESSES IN TX-4

TOTAL BUSINESSES **98**

Boat Building	-
Motor / Engine Mfgr.	1
Accessory / Supplies Mfgr.	3
Dealers / Wholesalers	12
Boat Services	82



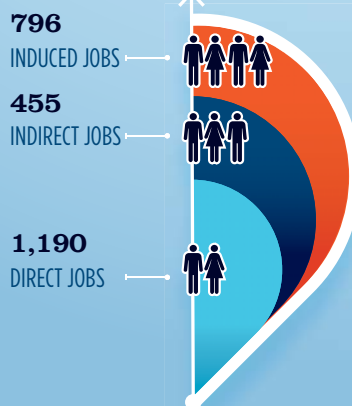
BOAT BUILDING † 1%
MOTOR/ENG. MFGR. 3%
ACC./SUPPLIES MFGR. 12%
DLRS/WHOLESALERS 12%
BOAT SERVICES 84%



ESTIMATED JOBS IMPACT OF RECREATIONAL BOATING-RELATED SPENDING IN TX-4

EST. TOTAL JOBS **2,441**

EST. TOTAL LABOR INCOME	\$101.2 MILLIONS
Est. Direct Income	\$40.9
Est. Indirect Income	\$25.5
Est. Induced Income	\$34.8



RECREATIONAL BOATING INDUSTRY SALES IN TX-4

Boat Building	\$0.0	\$0.0 MILLION
Motor / Engine Mfgr.	\$0.6	\$0.6 MILLION
Accessory / Supplies Mfgr.	\$66.9	\$66.9 MILLION
TOTAL MFGR. SALES	\$67.5	
Dealers / Wholesalers	\$24.0	\$24.0 MILLION
Boat Services	\$134.5	\$134.5 MILLION
TOTAL RETAIL & SERVICES SALES	\$158.5	

BOAT BUILDING
MOTOR/ENG. MFGR.
ACC./SUPPLIES MFGR.
DLRS/WHOLESALERS
BOAT SERVICES

Source: NMMA's Center of Knowledge; Recreational Marine Research Center at Michigan State University



National Marine Manufacturers Association

nmma.org

ECONOMIC SIGNIFICANCE OF RECREATIONAL BOATING IN TEXAS

CONGRESSIONAL DISTRICT 5

Number of Recreational Boats*	22,476
Recreational Boating Industry Businesses	49
Total Jobs	1,699
Annual Recreational Boating-Related Spending	\$92.5 MILLION





TOTAL ANNUAL ECONOMIC IMPACT OF RECREATIONAL BOATING:

\$217.1 MILLION

RECREATIONAL BOATS IN TX-5

TOTAL BOATS* **22,476**

REGISTERED BOATS	22,476
Power boats	18,653
PWCs	3,518
Sailboats	281
Other Boats	24
HOUSEHOLDS PER BOAT	11.0

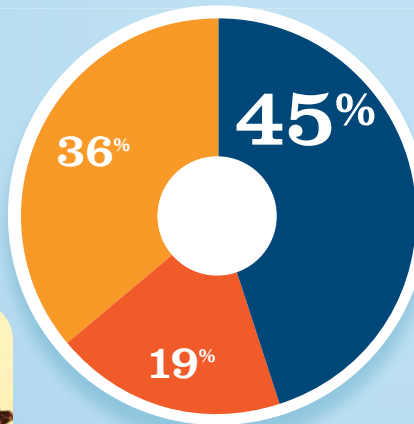


* Total boats are registered boats as reported by states to the USCG.

RECREATIONAL BOATING CREATES JOBS IN TX-5

TOTAL BOATING JOBS **166**

Boat Building	-
Motor / Engine Mfgr.	-
Accessory / Supplies Mfgr.	60
Dealers / Wholesalers	31
Boat Services	75



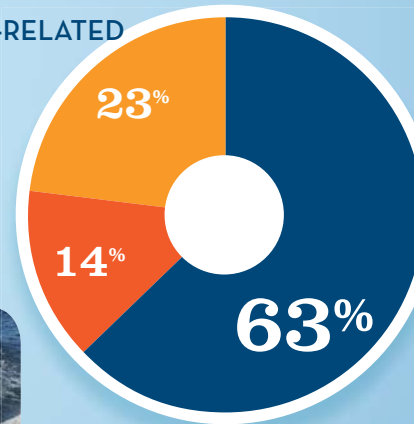
● BOAT BUILDING †
● MOTOR/ENG. MFGR. †
● ACC./SUPPLIES MFGR.
● DLRS/WHOLESALERS
● BOAT SERVICES
 † 0%



RECREATIONAL BOATING-RELATED BUSINESSES IN TX-5

TOTAL BUSINESSES **49**

Boat Building	-
Motor / Engine Mfgr.	-
Accessory / Supplies Mfgr.	11
Dealers / Wholesalers	7
Boat Services	31



● BOAT BUILDING †
● MOTOR/ENG. MFGR. †
● ACC./SUPPLIES MFGR.
● DLRS/WHOLESALERS
● BOAT SERVICES
 † 0%

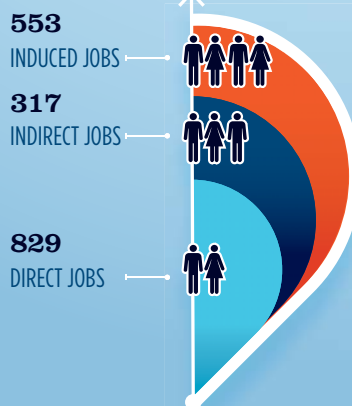


ESTIMATED JOBS IMPACT OF RECREATIONAL BOATING-RELATED SPENDING IN TX-5

EST. TOTAL JOBS **1,699**

EST. TOTAL LABOR INCOME **\$70.3** MILLIONS

Est. Direct Income	\$28.3
Est. Indirect Income	\$17.8
Est. Induced Income	\$24.2

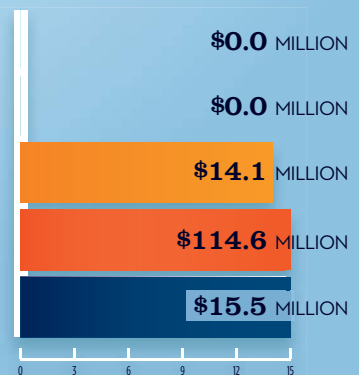


RECREATIONAL BOATING INDUSTRY SALES IN TX-5

Boat Building	\$0.0	\$0.0 MILLION
Motor / Engine Mfgr.	\$0.0	\$0.0 MILLION
Accessory / Supplies Mfgr.	\$14.1	\$14.1 MILLION
TOTAL MFGR. SALES	\$14.1	

Dealers / Wholesalers	\$14.6	\$14.6 MILLION
Boat Services	\$15.5	\$15.5 MILLION
TOTAL RETAIL & SERVICES SALES	\$30.1	

● BOAT BUILDING
● MOTOR/ENG. MFGR.
● ACC./SUPPLIES MFGR.
● DLRS/WHOLESALERS
● BOAT SERVICES



Source: NMMMA's Center of Knowledge; Recreational Marine Research Center at Michigan State University



National Marine Manufacturers Association

nmma.org

ECONOMIC SIGNIFICANCE OF RECREATIONAL BOATING IN TEXAS

CONGRESSIONAL DISTRICT 7

Number of Recreational Boats*	10,242
Recreational Boating Industry Businesses	43
Total Jobs	1,019
Annual Recreational Boating-Related Spending	\$53.4 MILLION





TOTAL ANNUAL ECONOMIC IMPACT OF RECREATIONAL BOATING:

\$127.2 MILLION

RECREATIONAL BOATS IN TX-7

TOTAL BOATS* **10,242**

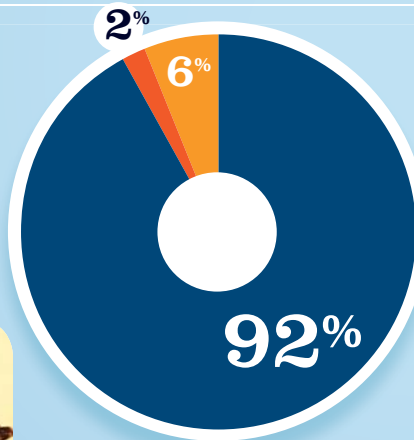
REGISTERED BOATS	10,242
Power boats	7,422
PWCs	2,391
Sailboats	395
Other Boats	34
HOUSEHOLDS PER BOAT	27.4



* Total boats are registered boats as reported by states to the USCG.

RECREATIONAL BOATING CREATES JOBS IN TX-7

TOTAL BOATING JOBS	537
Boat Building	-
Motor / Engine Mfgr.	1
Accessory / Supplies Mfgr.	33
Dealers / Wholesalers	8
Boat Services	495

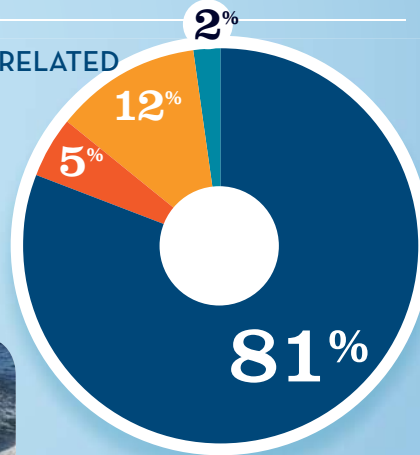


BOAT BUILDING † 0%
MOTOR/ENG. MFGR. † 1%
ACC./SUPPLIES MFGR. 6%
DLRS/WHOLESALERS 2%
BOAT SERVICES 92%



RECREATIONAL BOATING-RELATED BUSINESSES IN TX-7

TOTAL BUSINESSES	43
Boat Building	-
Motor / Engine Mfgr.	1
Accessory / Supplies Mfgr.	5
Dealers / Wholesalers	2
Boat Services	35




BOAT BUILDING † 0%
MOTOR/ENG. MFGR. 1%
ACC./SUPPLIES MFGR. 12%
DLRS/WHOLESALERS 5%
BOAT SERVICES 81%



ESTIMATED JOBS IMPACT OF RECREATIONAL BOATING-RELATED SPENDING IN TX-7

EST. TOTAL JOBS	1,019
EST. TOTAL LABOR INCOME	\$42.3 MILLIONS
Est. Direct Income	\$17.4
Est. Indirect Income	\$10.3
Est. Induced Income	\$14.6



RECREATIONAL BOATING INDUSTRY SALES IN TX-7

Boat Building	\$0.0	\$0.0 MILLION
Motor / Engine Mfgr.	\$0.6	\$0.6 MILLION
Accessory / Supplies Mfgr.	\$7.4	\$7.4 MILLION
TOTAL MFGR. SALES	\$8.0	
Dealers / Wholesalers	\$3.8	\$7.4 MILLION
Boat Services	\$145.1	\$3.8 MILLION
TOTAL RETAIL & SERVICES SALES	\$148.9	
		\$145.1 MILLION

BOAT BUILDING 0%
MOTOR/ENG. MFGR. 0.6%
ACC./SUPPLIES MFGR. 7.4%
DLRS/WHOLESALERS 3.8%
BOAT SERVICES 145.1%

Source: NMMMA's Center of Knowledge; Recreational Marine Research Center at Michigan State University



National Marine Manufacturers Association

nmma.org

ECONOMIC SIGNIFICANCE OF RECREATIONAL BOATING IN TEXAS

CONGRESSIONAL DISTRICT 19

Number of Recreational Boats*	15,814
Recreational Boating Industry Businesses	28
Total Jobs	1,152
Annual Recreational Boating-Related Spending	\$63.1 MILLION


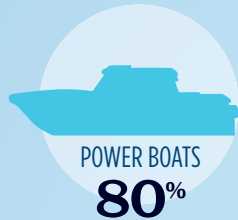
TOTAL ANNUAL ECONOMIC IMPACT OF RECREATIONAL BOATING:

\$147.7 MILLION

RECREATIONAL BOATS IN TX-19

TOTAL BOATS* 15,814

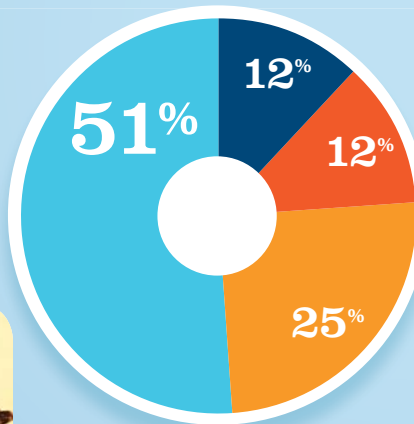
REGISTERED BOATS	15,814
Power boats	12,683
PWCs	2,936
Sailboats	170
Other Boats	25
HOUSEHOLDS PER BOAT	16.3



* Total boats are registered boats as reported by states to the USCG.

RECREATIONAL BOATING CREATES JOBS IN TX-19

TOTAL BOATING JOBS	430
Boat Building	221
Motor / Engine Mfgr.	-
Accessory / Supplies Mfgr.	106
Dealers / Wholesalers	53
Boat Services	50

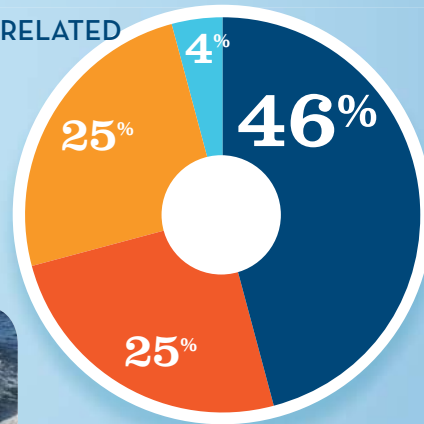


BOAT BUILDING 51%
MOTOR/ENG. MFGR. † 0%
ACC./SUPPLIES MFGR. 25%
DLRS/WHOLESALERS 12%
BOAT SERVICES 12%



RECREATIONAL BOATING-RELATED BUSINESSES IN TX-19

TOTAL BUSINESSES	28
Boat Building	1
Motor / Engine Mfgr.	-
Accessory / Supplies Mfgr.	7
Dealers / Wholesalers	7
Boat Services	13

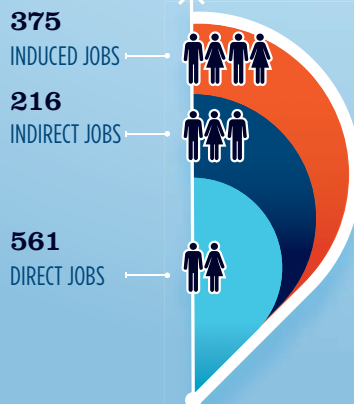


BOAT BUILDING 4%
MOTOR/ENG. MFGR. † 0%
ACC./SUPPLIES MFGR. 25%
DLRS/WHOLESALERS 25%
BOAT SERVICES 46%



ESTIMATED JOBS IMPACT OF RECREATIONAL BOATING-RELATED SPENDING IN TX-19

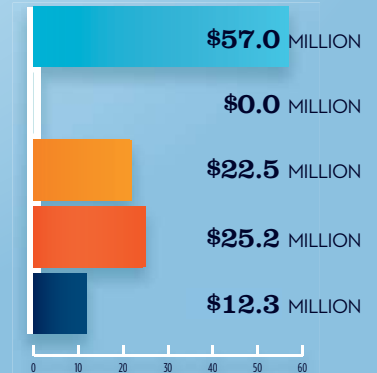
EST. TOTAL JOBS	1,152
EST. TOTAL LABOR INCOME (MILLIONS)	\$47.7
Est. Direct Income	\$19.2
Est. Indirect Income	\$12.1
Est. Induced Income	\$16.4



RECREATIONAL BOATING INDUSTRY SALES IN TX-19

Boat Building	\$57.0
Motor / Engine Mfgr.	\$0.0
Accessory / Supplies Mfgr.	\$22.5
TOTAL MFGR. SALES	\$79.5
Dealers / Wholesalers	\$25.2
Boat Services	\$12.3
TOTAL RETAIL & SERVICES SALES	\$37.5

BOAT BUILDING \$57.0 MILLION
MOTOR/ENG. MFGR. \$0.0 MILLION
ACC./SUPPLIES MFGR. \$22.5 MILLION
DLRS/WHOLESALERS \$25.2 MILLION
BOAT SERVICES \$12.3 MILLION



Source: NMMMA's Center of Knowledge; Recreational Marine Research Center at Michigan State University



National Marine Manufacturers Association

nmma.org

ECONOMIC SIGNIFICANCE OF RECREATIONAL BOATING IN TEXAS

CONGRESSIONAL DISTRICT 24

Number of Recreational Boats*	13,201
Recreational Boating Industry Businesses	40
Total Jobs	1,204
Annual Recreational Boating-Related Spending	\$63.6 MILLION





TOTAL ANNUAL ECONOMIC IMPACT OF RECREATIONAL BOATING:

\$151.0 MILLION

RECREATIONAL BOATS IN TX-24

TOTAL BOATS* **13,201**

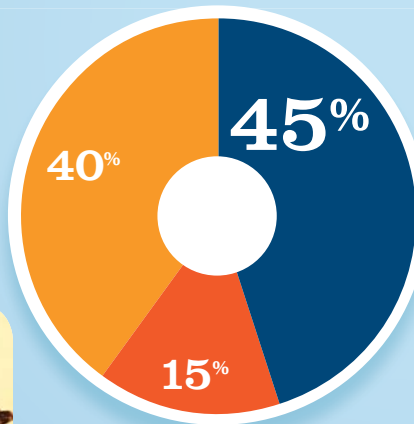
REGISTERED BOATS	13,201
Power boats	9,270
PWCs	3,462
Sailboats	455
Other Boats	14
HOUSEHOLDS PER BOAT	22.0



* Total boats are registered boats as reported by states to the USCG.

RECREATIONAL BOATING CREATES JOBS IN TX-24

TOTAL BOATING JOBS	346
Boat Building	-
Motor / Engine Mfgr.	-
Accessory / Supplies Mfgr.	138
Dealers / Wholesalers	52
Boat Services	156

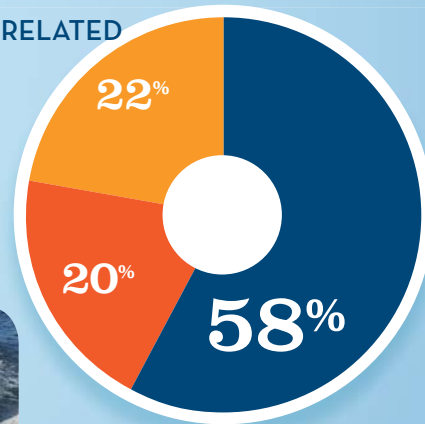


● BOAT BUILDING †
● MOTOR/ENG. MFGR. †
● ACC./SUPPLIES MFGR.
● DLRS/WHOLESALERS
● BOAT SERVICES
 † 0%



RECREATIONAL BOATING-RELATED BUSINESSES IN TX-24

TOTAL BUSINESSES	40
Boat Building	-
Motor / Engine Mfgr.	-
Accessory / Supplies Mfgr.	9
Dealers / Wholesalers	8
Boat Services	23

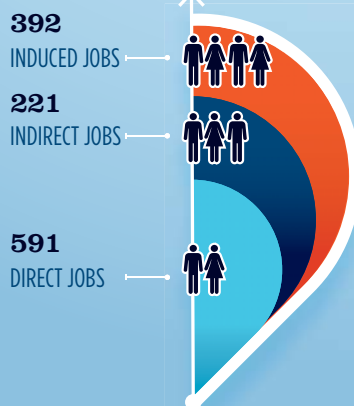


● BOAT BUILDING †
● MOTOR/ENG. MFGR. †
● ACC./SUPPLIES MFGR.
● DLRS/WHOLESALERS
● BOAT SERVICES
 † 0%



ESTIMATED JOBS IMPACT OF RECREATIONAL BOATING-RELATED SPENDING IN TX-24

EST. TOTAL JOBS	1,204
EST. TOTAL LABOR INCOME	\$49.9 MILLIONS
Est. Direct Income	\$20.4
Est. Indirect Income	\$12.3
Est. Induced Income	\$17.2



RECREATIONAL BOATING INDUSTRY SALES IN TX-24

Boat Building	\$0.0	\$0.0 MILLION
Motor / Engine Mfgr.	\$0.0	\$0.0 MILLION
Accessory / Supplies Mfgr.	\$33.2	\$33.2 MILLION
TOTAL MFG. SALES	\$33.2	
Dealers / Wholesalers	\$24.5	\$24.5 MILLION
Boat Services	\$49.8	\$49.8 MILLION
TOTAL RETAIL & SERVICES SALES	\$74.3	

● BOAT BUILDING
● MOTOR/ENG. MFGR.
● ACC./SUPPLIES MFGR.
● DLRS/WHOLESALERS
● BOAT SERVICES

Source: NMMMA's Center of Knowledge; Recreational Marine Research Center at Michigan State University



National Marine Manufacturers Association

nmma.org

ECONOMIC SIGNIFICANCE OF RECREATIONAL BOATING IN TEXAS

CONGRESSIONAL DISTRICT 26



Number of Recreational Boats*	17,794
Recreational Boating Industry Businesses	67
Total Jobs	1,588
Annual Recreational Boating-Related Spending	\$84.6 MILLION

TOTAL ANNUAL ECONOMIC IMPACT OF RECREATIONAL BOATING:

\$200.2 MILLION

RECREATIONAL BOATS IN TX-26

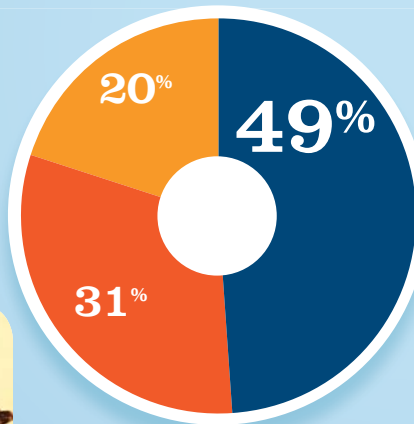
TOTAL BOATS*	▶ 17,794
REGISTERED BOATS	17,794
Power boats	13,658
PWCs	3,679
Sailboats	442
Other Boats	15
HOUSEHOLDS PER BOAT	14.1



* Total boats are registered boats as reported by states to the USCG.

RECREATIONAL BOATING CREATES JOBS IN TX-26

TOTAL BOATING JOBS	▶ 538
Boat Building	-
Motor / Engine Mfg.	-
Accessory / Supplies Mfg.	111
Dealers / Wholesalers	165
Boat Services	262

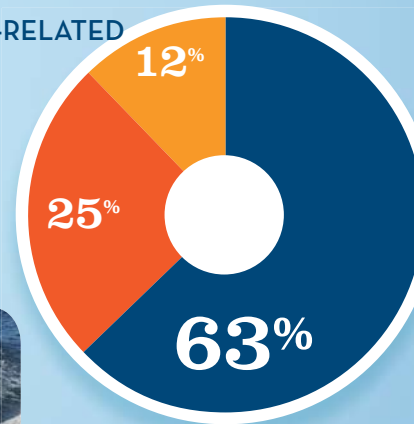


● BOAT BUILDING †
● MOTOR/ENG. MFG. †
● ACC./SUPPLIES MFG.
● DLRS/WHOLESALERS
● BOAT SERVICES
 † 0%



RECREATIONAL BOATING-RELATED BUSINESSES IN TX-26

TOTAL BUSINESSES	▶ 67
Boat Building	-
Motor / Engine Mfg.	-
Accessory / Supplies Mfg.	8
Dealers / Wholesalers	17
Boat Services	42

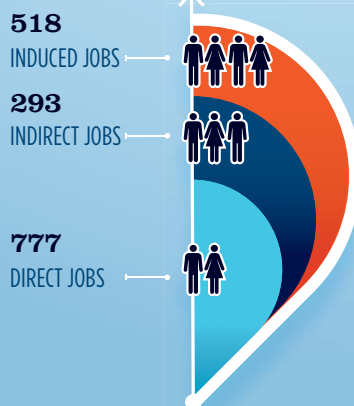


● BOAT BUILDING †
● MOTOR/ENG. MFG. †
● ACC./SUPPLIES MFG.
● DLRS/WHOLESALERS
● BOAT SERVICES
 † 0%



ESTIMATED JOBS IMPACT OF RECREATIONAL BOATING-RELATED SPENDING IN TX-26

EST. TOTAL JOBS	▶ 1,588
EST. TOTAL LABOR INCOME	▶ \$65.8 MILLIONS
Est. Direct Income	\$26.8
Est. Indirect Income	\$16.3
Est. Induced Income	\$22.7



RECREATIONAL BOATING INDUSTRY SALES IN TX-26

Boat Building	\$0.0	\$0.0 MILLION
Motor / Engine Mfg.	\$0.0	\$0.0 MILLION
Accessory / Supplies Mfg.	\$28.8	\$28.8 MILLION
TOTAL MFG. SALES	\$28.8	
Dealers / Wholesalers	\$78.9	\$78.9 MILLION
Boat Services	\$80.6	\$80.6 MILLION
TOTAL RETAIL & SERVICES SALES	\$159.5	

● BOAT BUILDING
● MOTOR/ENG. MFG.
● ACC./SUPPLIES MFG.
● DLRS/WHOLESALERS
● BOAT SERVICES

Source: NMMMA's Center of Knowledge; Recreational Marine Research Center at Michigan State University



National Marine Manufacturers Association

nmma.org

ECONOMIC SIGNIFICANCE OF RECREATIONAL BOATING IN TEXAS

CONGRESSIONAL DISTRICT 27

Number of Recreational Boats*	24,845
Recreational Boating Industry Businesses	185
Total Jobs	2,204
Annual Recreational Boating-Related Spending	\$117.8 MILLION



TOTAL ANNUAL ECONOMIC IMPACT OF RECREATIONAL BOATING:

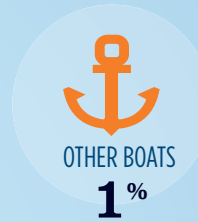

\$278.5 MILLION

RECREATIONAL BOATS IN TX-27

TOTAL BOATS* ▶ 24,845

REGISTERED BOATS	24,845
Power boats	21,816
PWCs	2,261
Sailboats	607
Other Boats	161

HOUSEHOLDS PER BOAT 10.4

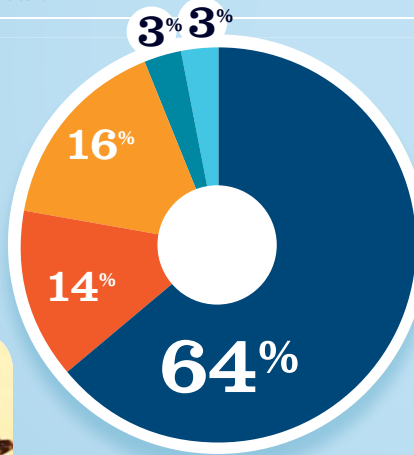


* Total boats are registered boats as reported by states to the USCG.

RECREATIONAL BOATING CREATES JOBS IN TX-27

TOTAL BOATING JOBS ▶ 1,119

Boat Building	33
Motor / Engine Mfgr.	38
Accessory / Supplies Mfgr.	174
Dealers / Wholesalers	158
Boat Services	716



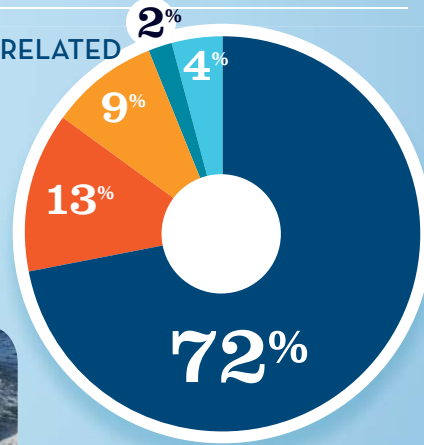
BOAT BUILDING (3%)
MOTOR/ENG. MFGR. (3%)
ACC./SUPPLIES MFGR. (14%)
DLRS/WHOLESALERS (13%)
BOAT SERVICES (64%)



RECREATIONAL BOATING-RELATED BUSINESSES IN TX-27

TOTAL BUSINESSES ▶ 185

Boat Building	7
Motor / Engine Mfgr.	4
Accessory / Supplies Mfgr.	16
Dealers / Wholesalers	24
Boat Services	134



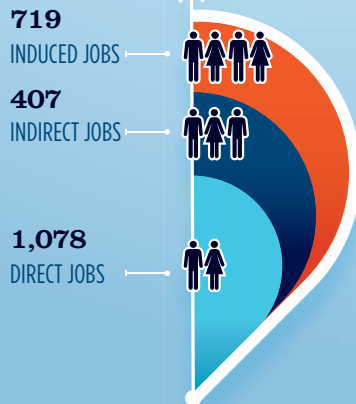
BOAT BUILDING (2%)
MOTOR/ENG. MFGR. (4%)
ACC./SUPPLIES MFGR. (9%)
DLRS/WHOLESALERS (9%)
BOAT SERVICES (72%)



ESTIMATED JOBS IMPACT OF RECREATIONAL BOATING-RELATED SPENDING IN TX-27

EST. TOTAL JOBS ▶ 2,204

EST. TOTAL LABOR INCOME	\$91.4 MILLIONS
Est. Direct Income	\$37.2
Est. Indirect Income	\$22.7
Est. Induced Income	\$31.5

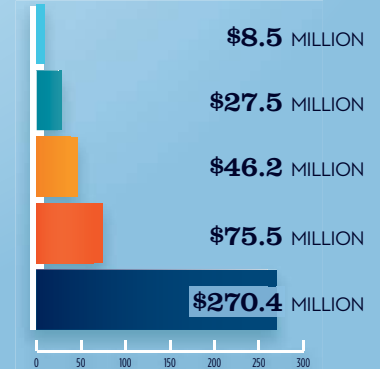


RECREATIONAL BOATING INDUSTRY SALES IN TX-27

Boat Building	\$8.5
Motor / Engine Mfgr.	\$27.5
Accessory / Supplies Mfgr.	\$46.2
TOTAL MFG. SALES	\$82.2

Dealers / Wholesalers	\$75.5
Boat Services	\$270.4
TOTAL RETAIL & SERVICES SALES	\$345.9

BOAT BUILDING (2%)
MOTOR/ENG. MFGR. (4%)
ACC./SUPPLIES MFGR. (9%)
DLRS/WHOLESALERS (9%)
BOAT SERVICES (72%)



Source: NMMA's Center of Knowledge; Recreational Marine Research Center at Michigan State University



National Marine Manufacturers Association

nmma.org

ECONOMIC SIGNIFICANCE OF RECREATIONAL BOATING IN TEXAS

CONGRESSIONAL DISTRICT 29

Number of Recreational Boats*	3,944
Recreational Boating Industry Businesses	89
Total Jobs	324
Annual Recreational Boating-Related Spending	\$17.5 MILLION

TOTAL ANNUAL ECONOMIC IMPACT OF RECREATIONAL BOATING:



\$41.2 MILLION

RECREATIONAL BOATS IN TX-29

TOTAL BOATS* **▶ 3,944**

REGISTERED BOATS	3,944
Power boats	3,276
PWCs	617
Sailboats	42
Other Boats	9

HOUSEHOLDS PER BOAT **52.5**

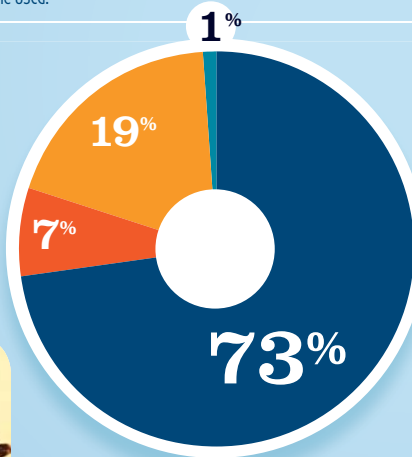


* Total boats are registered boats as reported by states to the USCG.

RECREATIONAL BOATING CREATES JOBS IN TX-29

TOTAL BOATING JOBS **▶ 901**

Boat Building	-
Motor / Engine Mfgr.	10
Accessory / Supplies Mfgr.	169
Dealers / Wholesalers	66
Boat Services	656



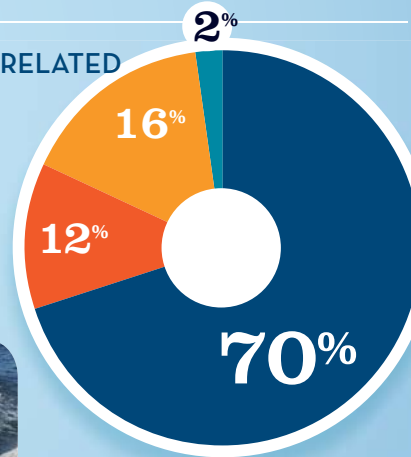
BOAT BUILDING †
MOTOR/ENG. MFGR.
ACC./SUPPLIES MFGR.
DLRS/WHOLESALERS
BOAT SERVICES
† 0%



RECREATIONAL BOATING-RELATED BUSINESSES IN TX-29

TOTAL BUSINESSES **▶ 89**

Boat Building	-
Motor / Engine Mfgr.	2
Accessory / Supplies Mfgr.	14
Dealers / Wholesalers	11
Boat Services	62



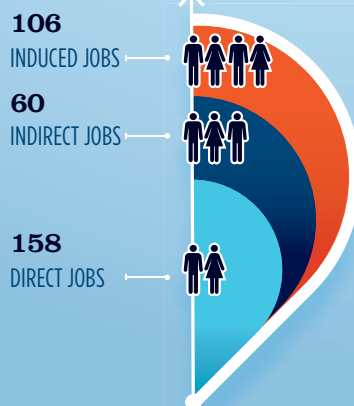
BOAT BUILDING †
MOTOR/ENG. MFGR.
ACC./SUPPLIES MFGR.
DLRS/WHOLESALERS
BOAT SERVICES
† 0%



ESTIMATED JOBS IMPACT OF RECREATIONAL BOATING-RELATED SPENDING IN TX-29

EST. TOTAL JOBS **▶ 324**

EST. TOTAL LABOR INCOME	\$13.5 MILLIONS
Est. Direct Income	\$5.5
Est. Indirect Income	\$3.4
Est. Induced Income	\$4.6

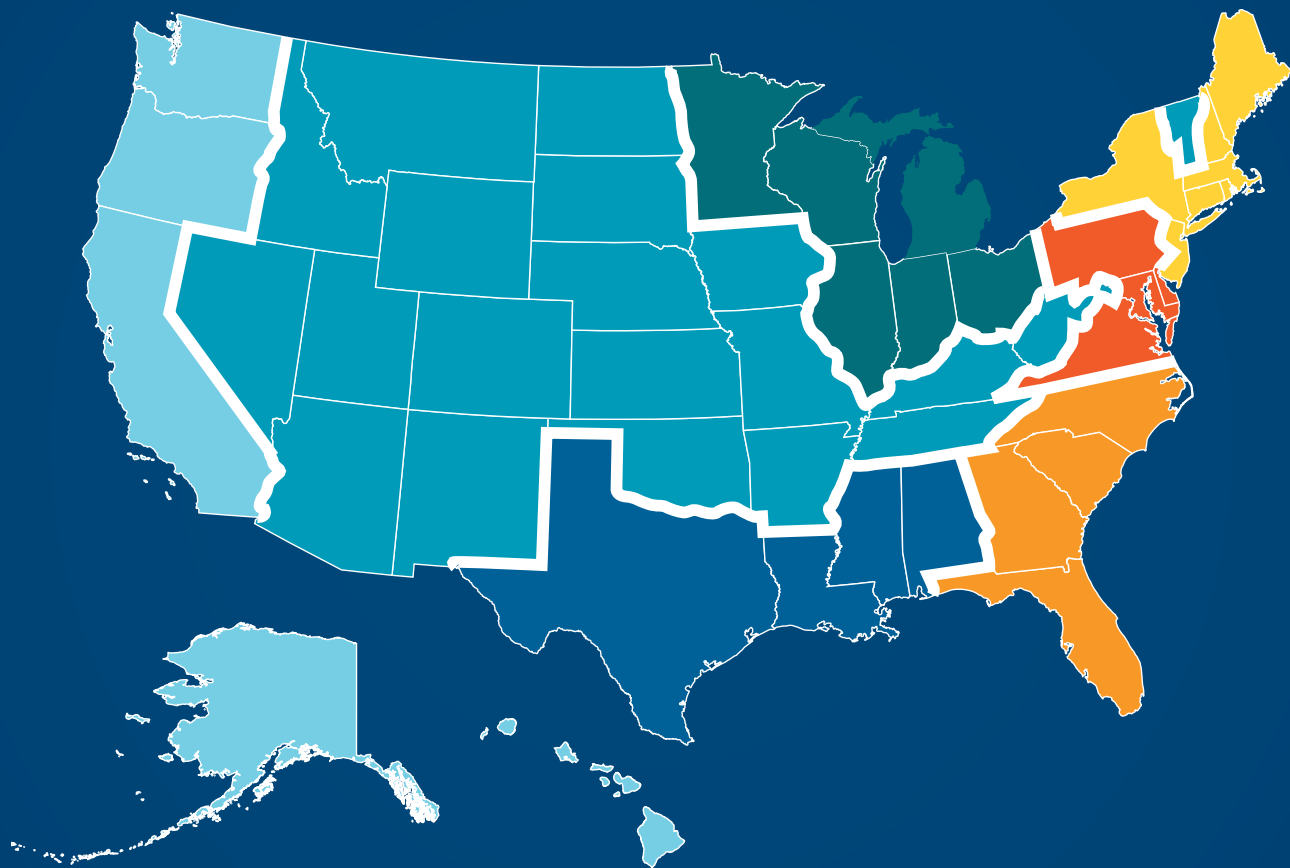


RECREATIONAL BOATING INDUSTRY SALES IN TX-29

Boat Building	\$0.0	\$0.0 MILLION
Motor / Engine Mfgr.	\$5.9	
Accessory / Supplies Mfgr.	\$44.6	\$5.9 MILLION
TOTAL MFGR. SALES	▶ \$50.5	
Dealers / Wholesalers	\$32.7	\$44.6 MILLION
Boat Services	\$210.2	\$32.7 MILLION
TOTAL RETAIL & SERVICES SALES	▶ \$242.9	\$210.2 MILLION

BOAT BUILDING
MOTOR/ENG. MFGR.
ACC./SUPPLIES MFGR.
DLRS/WHOLESALERS
BOAT SERVICES

Source: NMMA's Center of Knowledge; Recreational Marine Research Center at Michigan State University



INLAND

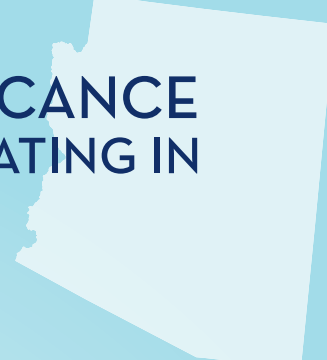




National Marine Manufacturers Association

nmma.org

ECONOMIC SIGNIFICANCE OF RECREATIONAL BOATING IN ARIZONA



TOTAL ANNUAL ECONOMIC IMPACT OF RECREATIONAL BOATING:

\$1.33 BILLION

Number of Recreational Boats*	134,059
Recreational Boating Industry Businesses	379
Total Jobs	10,592
Annual Recreational Boating-Related Spending	\$562.8 MILLION

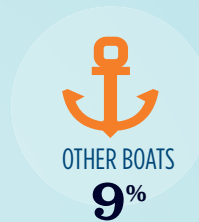
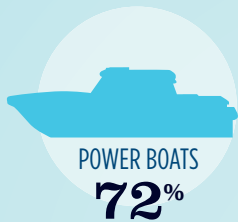
RECREATIONAL BOATS IN ARIZONA

TOTAL BOATS* ▶ **134,059**

REGISTERED BOATS 134,059

Power boats	96,291
PWCs	23,133
Sailboats	2,225
Other Boats	12,410

HOUSEHOLDS PER BOAT 18.0

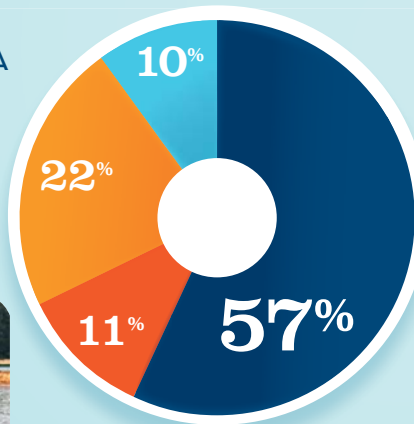


* Total boats are registered boats as reported by states to the USCG.

RECREATIONAL BOATING CREATES JOBS IN ARIZONA

TOTAL BOATING JOBS ▶ **2,795**

Boat Building	269
Motor / Engine Mfgr.	1
Accessory / Supplies Mfgr.	613
Dealers / Wholesalers	308
Boat Services	1,604



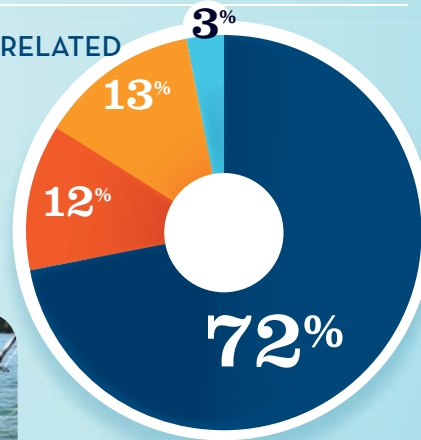
● BOAT BUILDING
● MOTOR/ENG. MFGR.†
● ACC./SUPPLIES MFGR.
● DLRS/WHOLESALEERS
● BOAT SERVICES
 † 0%



RECREATIONAL BOATING-RELATED BUSINESSES IN ARIZONA

TOTAL BUSINESSES ▶ **379**

Boat Building	12
Motor / Engine Mfgr.	1
Accessory / Supplies Mfgr.	50
Dealers / Wholesalers	45
Boat Services	271



● BOAT BUILDING
● MOTOR/ENG. MFGR.†
● ACC./SUPPLIES MFGR.
● DLRS/WHOLESALEERS
● BOAT SERVICES
 † 0%

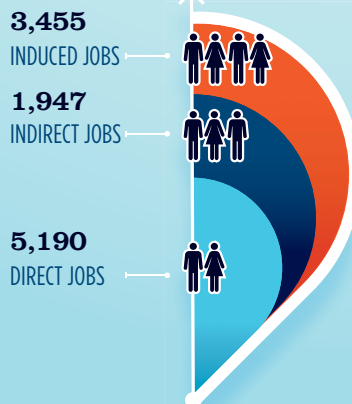


ESTIMATED JOBS IMPACT OF RECREATIONAL BOATING-RELATED SPENDING IN ARIZONA

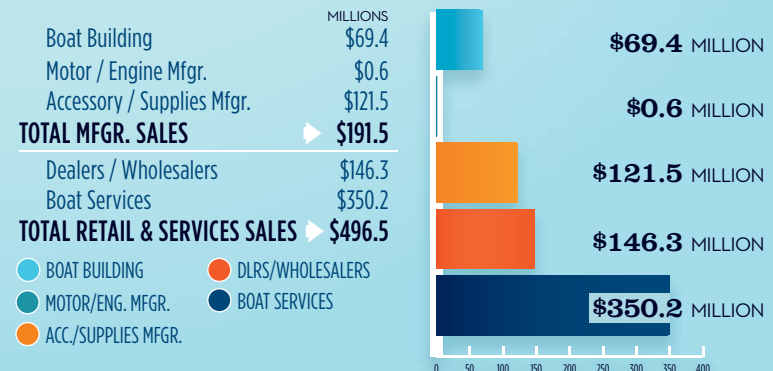
EST. TOTAL JOBS ▶ **10,592**

EST. TOTAL LABOR INCOME **\$439.2** MILLIONS

Est. Direct Income	\$179.4
Est. Indirect Income	\$108.5
Est. Induced Income	\$151.2



RECREATIONAL BOATING INDUSTRY SALES IN ARIZONA



● BOAT BUILDING
● MOTOR/ENG. MFGR.
● ACC./SUPPLIES MFGR.
● DLRS/WHOLESALEERS
● BOAT SERVICES

Source: NMMMA's Center of Knowledge; Recreational Marine Research Center at Michigan State University



National Marine Manufacturers Association

nmma.org

ECONOMIC SIGNIFICANCE OF RECREATIONAL BOATING IN ARIZONA

CONGRESSIONAL DISTRICT 1

Number of Recreational Boats*	17,107
Recreational Boating Industry Businesses	53
Total Jobs	1,364
Annual Recreational Boating-Related Spending	\$72.5 MILLION


TOTAL ANNUAL ECONOMIC IMPACT OF RECREATIONAL BOATING:

\$171.8 MILLION

RECREATIONAL BOATS IN AZ-1

TOTAL BOATS* **17,107**

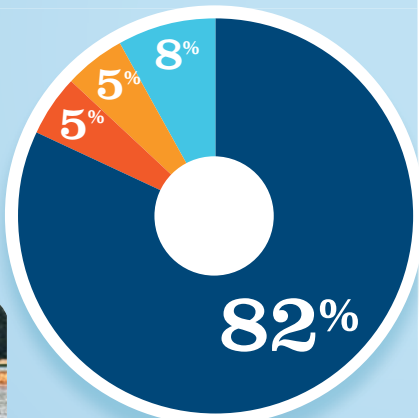
REGISTERED BOATS	17,107
Power boats	13,862
PWCs	2,196
Sailboats	230
Other Boats	819
HOUSEHOLDS PER BOAT	13.9



* Total boats are registered boats as reported by states to the USCG.

RECREATIONAL BOATING CREATES JOBS IN AZ-1

TOTAL BOATING JOBS	755
Boat Building	62
Motor / Engine Mfgr.	-
Accessory / Supplies Mfgr.	36
Dealers / Wholesalers	41
Boat Services	616

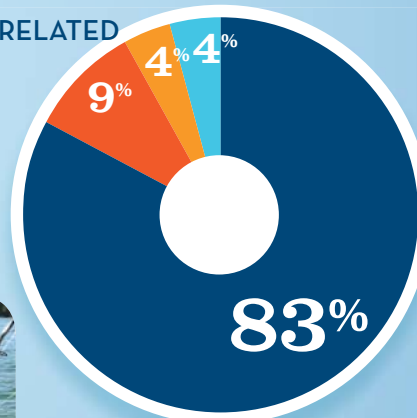


BOAT BUILDING 8%
DLRS/WHOLESALERS 5%
MOTOR/ENG. MFGR. † 5%
ACC./SUPPLIES MFGR. 5%
BOAT SERVICES 82%
† 0%



RECREATIONAL BOATING-RELATED BUSINESSES IN AZ-1

TOTAL BUSINESSES	53
Boat Building	2
Motor / Engine Mfgr.	-
Accessory / Supplies Mfgr.	2
Dealers / Wholesalers	5
Boat Services	44

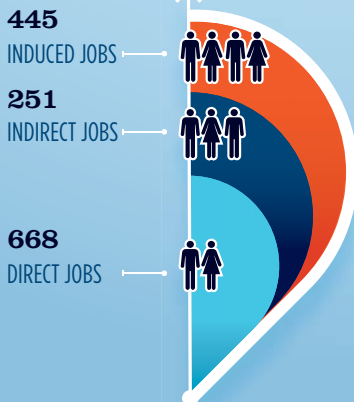


BOAT BUILDING 4%
DLRS/WHOLESALERS 9%
MOTOR/ENG. MFGR. † 4%
ACC./SUPPLIES MFGR. 4%
BOAT SERVICES 83%
† 0%



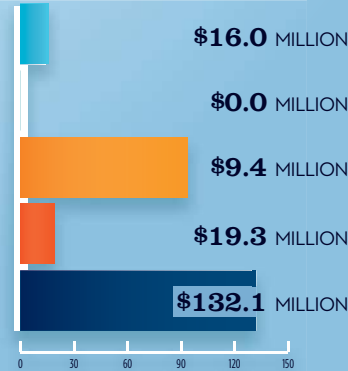
ESTIMATED JOBS IMPACT OF RECREATIONAL BOATING-RELATED SPENDING IN AZ-1

EST. TOTAL JOBS	1,364
EST. TOTAL LABOR INCOME	\$56.6 MILLIONS
Est. Direct Income	\$23.1
Est. Indirect Income	\$14.0
Est. Induced Income	\$19.5



RECREATIONAL BOATING INDUSTRY SALES IN AZ-1

Boat Building	\$16.0
Motor / Engine Mfgr.	\$0.0
Accessory / Supplies Mfgr.	\$9.4
TOTAL MFG. SALES	\$25.4
Dealers / Wholesalers	\$19.3
Boat Services	\$132.1
TOTAL RETAIL & SERVICES SALES	\$151.4



BOAT BUILDING
MOTOR/ENG. MFGR.
ACC./SUPPLIES MFGR.
DLRS/WHOLESALERS
BOAT SERVICES



National Marine Manufacturers Association

nmma.org

ECONOMIC SIGNIFICANCE OF RECREATIONAL BOATING IN ARIZONA

CONGRESSIONAL DISTRICT 3

Number of Recreational Boats*	8,968
Recreational Boating Industry Businesses	14
Total Jobs	656
Annual Recreational Boating-Related Spending	\$35.3 MILLION



TOTAL ANNUAL ECONOMIC IMPACT OF RECREATIONAL BOATING:

\$83.1 MILLION

RECREATIONAL BOATS IN AZ-3

TOTAL BOATS* **8,968**

REGISTERED BOATS	8,968
Power boats	6,904
PWCs	1,525
Sailboats	150
Other Boats	389
HOUSEHOLDS PER BOAT	26.2

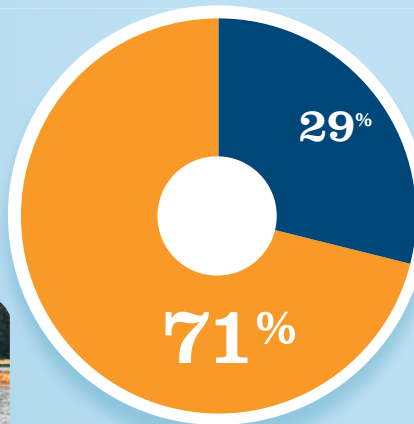


* Total boats are registered boats as reported by states to the USCG.

RECREATIONAL BOATING CREATES JOBS IN AZ-3

TOTAL BOATING JOBS **70**

Boat Building	-
Motor / Engine Mfg.	-
Accessory / Supplies Mfg.	50
Dealers / Wholesalers	-
Boat Services	20



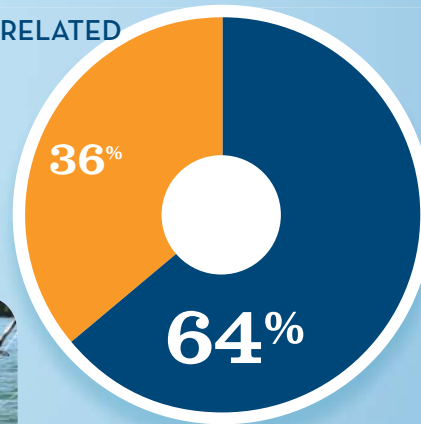
● BOAT BUILDING †
● MOTOR/ENG. MFG. †
● ACC./SUPPLIES MFG.
● DLRS/WHOLESALERS †
● BOAT SERVICES
● † 0%



RECREATIONAL BOATING-RELATED BUSINESSES IN AZ-3

TOTAL BUSINESSES **14**

Boat Building	-
Motor / Engine Mfg.	-
Accessory / Supplies Mfg.	5
Dealers / Wholesalers	-
Boat Services	9

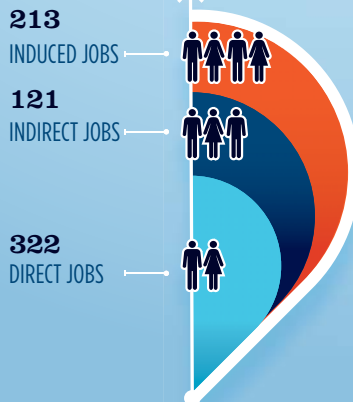


● BOAT BUILDING †
● MOTOR/ENG. MFG. †
● ACC./SUPPLIES MFG.
● DLRS/WHOLESALERS †
● BOAT SERVICES
● † 0%



ESTIMATED JOBS IMPACT OF RECREATIONAL BOATING-RELATED SPENDING IN AZ-3

EST. TOTAL JOBS	656
EST. TOTAL LABOR INCOME	\$27.1 MILLIONS
Est. Direct Income	\$11.0
Est. Indirect Income	\$6.8
Est. Induced Income	\$9.3



RECREATIONAL BOATING INDUSTRY SALES IN AZ-3

Boat Building	\$0.0	\$0.0 MILLION
Motor / Engine Mfg.	\$0.0	\$0.0 MILLION
Accessory / Supplies Mfg.	\$13.0	\$0.0 MILLION
TOTAL MFG. SALES	\$13.0	
Dealers / Wholesalers	\$0.0	\$13.0 MILLION
Boat Services	\$4.1	\$0.0 MILLION
TOTAL RETAIL & SERVICES SALES	\$4.1	\$4.1 MILLION

● BOAT BUILDING
● MOTOR/ENG. MFG.
● ACC./SUPPLIES MFG.
● DLRS/WHOLESALERS
● BOAT SERVICES

Source: NMMMA's Center of Knowledge; Recreational Marine Research Center at Michigan State University



National Marine Manufacturers Association

nmma.org

ECONOMIC SIGNIFICANCE OF RECREATIONAL BOATING IN ARIZONA

CONGRESSIONAL DISTRICT 4

Number of Recreational Boats*	38,929
Recreational Boating Industry Businesses	166
Total Jobs	3,481
Annual Recreational Boating-Related Spending	\$185.1 MILLION



TOTAL ANNUAL ECONOMIC IMPACT OF RECREATIONAL BOATING:

\$438.7 MILLION



RECREATIONAL BOATS IN AZ-4

TOTAL BOATS* ▶ **38,929**

REGISTERED BOATS 38,929

Power boats	28,927
PWCs	8,999
Sailboats	370
Other Boats	633

HOUSEHOLDS PER BOAT 7.2

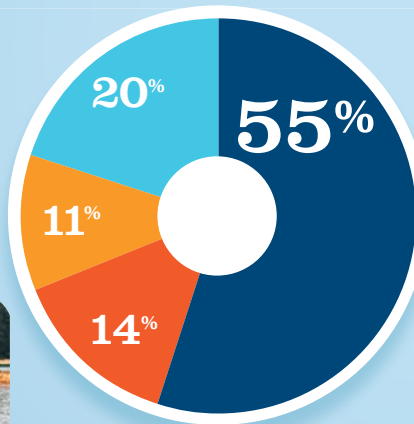


* Total boats are registered boats as reported by states to the USCG.

RECREATIONAL BOATING CREATES JOBS IN AZ-4

TOTAL BOATING JOBS ▶ **1,000**

Boat Building	199
Motor / Engine Mfgr.	1
Accessory / Supplies Mfgr.	113
Dealers / Wholesalers	143
Boat Services	544



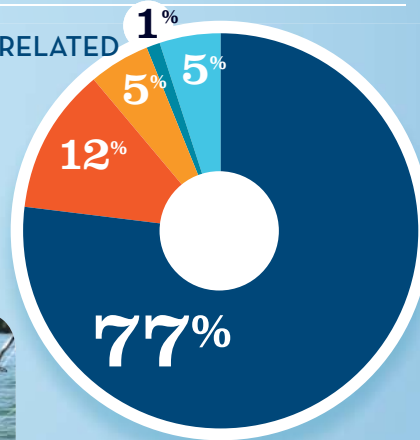
● BOAT BUILDING
 ● DLRS/WHOLESALEERS
 ● MOTOR/ENG. MFR. †
 ● BOAT SERVICES
 ● ACC./SUPPLIES MFR.
 ● † 0%



RECREATIONAL BOATING-RELATED BUSINESSES IN AZ-4

TOTAL BUSINESSES ▶ **166**

Boat Building	9
Motor / Engine Mfgr.	1
Accessory / Supplies Mfgr.	8
Dealers / Wholesalers	20
Boat Services	128



● BOAT BUILDING
 ● DLRS/WHOLESALEERS
 ● MOTOR/ENG. MFR.
 ● BOAT SERVICES
 ● ACC./SUPPLIES MFR.

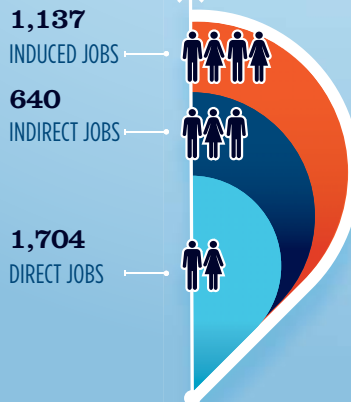


ESTIMATED JOBS IMPACT OF RECREATIONAL BOATING-RELATED SPENDING IN AZ-4

EST. TOTAL JOBS ▶ **3,481**

EST. TOTAL LABOR INCOME ▶ **\$144.5** MILLIONS

Est. Direct Income	\$59.0
Est. Indirect Income	\$35.7
Est. Induced Income	\$49.8

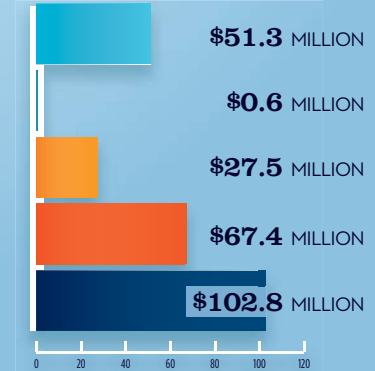


RECREATIONAL BOATING INDUSTRY SALES IN AZ-4

Boat Building	\$51.3
Motor / Engine Mfgr.	\$0.6
Accessory / Supplies Mfgr.	\$27.5
TOTAL MFR. SALES	\$79.4

Dealers / Wholesalers	\$67.4
Boat Services	\$102.8
TOTAL RETAIL & SERVICES SALES	\$170.2

● BOAT BUILDING
 ● DLRS/WHOLESALEERS
 ● MOTOR/ENG. MFR.
 ● BOAT SERVICES
 ● ACC./SUPPLIES MFR.



Source: NMMMA's Center of Knowledge; Recreational Marine Research Center at Michigan State University



National Marine Manufacturers Association

nmma.org

ECONOMIC SIGNIFICANCE OF RECREATIONAL BOATING IN ARKANSAS



TOTAL ANNUAL ECONOMIC IMPACT OF RECREATIONAL BOATING:

\$1.97 BILLION



Number of Recreational Boats*	214,139
Recreational Boating Industry Businesses	311
Total Jobs	15,520
Annual Recreational Boating-Related Spending	\$839.5 MILLION

RECREATIONAL BOATS IN ARKANSAS

TOTAL BOATS* ▶ 214,139

REGISTERED BOATS	214,139
Power boats	188,915
PWCs	13,105
Sailboats	1,406
Other Boats	10,713

HOUSEHOLDS PER BOAT 5.4

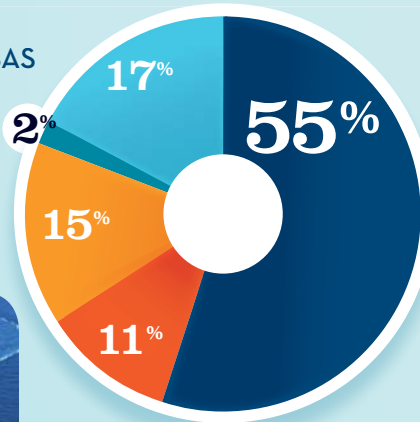


* Total boats are registered boats as reported by states to the USCG.

RECREATIONAL BOATING CREATES JOBS IN ARKANSAS

TOTAL BOATING JOBS ▶ 4,889

Boat Building	806
Motor / Engine Mfgr.	90
Accessory / Supplies Mfgr.	738
Dealers / Wholesalers	558
Boat Services	2,697



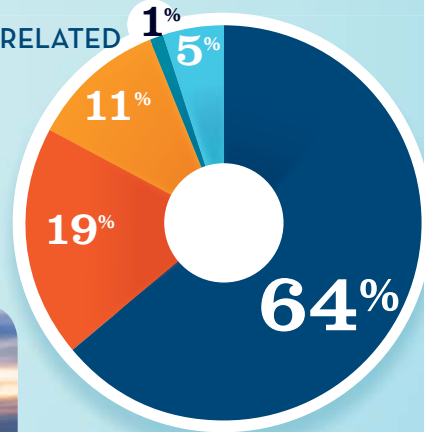
● BOAT BUILDING
 ● DLRS/WHOLESALERS
● MOTOR/ENG. MFGR.
 ● BOAT SERVICES
● ACC./SUPPLIES MFGR.



RECREATIONAL BOATING-RELATED BUSINESSES IN ARKANSAS

TOTAL BUSINESSES ▶ 311

Boat Building	16
Motor / Engine Mfgr.	2
Accessory / Supplies Mfgr.	33
Dealers / Wholesalers	60
Boat Services	200



● BOAT BUILDING
 ● DLRS/WHOLESALERS
● MOTOR/ENG. MFGR.
 ● BOAT SERVICES
● ACC./SUPPLIES MFGR.



ESTIMATED JOBS IMPACT OF RECREATIONAL BOATING-RELATED SPENDING IN ARKANSAS

EST. TOTAL JOBS ▶ 15,520

EST. TOTAL LABOR INCOME ▶ \$642.8 MILLIONS

Est. Direct Income	\$259.9
Est. Indirect Income	\$161.5
Est. Induced Income	\$221.3

EST. TOTAL JOBS ▶ 15,520

EST. TOTAL LABOR INCOME ▶ \$642.8 MILLIONS

EST. DIRECT INCOME ▶ \$259.9

EST. INDIRECT INCOME ▶ \$161.5

EST. INDUCED INCOME ▶ \$221.3



RECREATIONAL BOATING INDUSTRY SALES IN ARKANSAS

Boat Building	\$169.6	\$169.6 MILLION
Motor / Engine Mfgr.	\$52.9	\$52.9 MILLION
Accessory / Supplies Mfgr.	\$185.6	\$185.6 MILLION
TOTAL MFG. SALES	\$408.1	
Dealers / Wholesalers	\$268.2	\$268.2 MILLION
Boat Services	\$459.1	\$459.1 MILLION
TOTAL RETAIL & SERVICES SALES	\$727.3	

● BOAT BUILDING
 ● DLRS/WHOLESALERS
● MOTOR/ENG. MFGR.
 ● BOAT SERVICES
● ACC./SUPPLIES MFGR.



National Marine Manufacturers Association

nmma.org

ECONOMIC SIGNIFICANCE OF RECREATIONAL BOATING IN ARKANSAS

CONGRESSIONAL DISTRICT 1

Number of Recreational Boats*	57,991
Recreational Boating Industry Businesses	84
Total Jobs	4,065
Annual Recreational Boating-Related Spending	\$220.7 MILLION

TOTAL ANNUAL ECONOMIC IMPACT OF RECREATIONAL BOATING:

\$517.9 MILLION



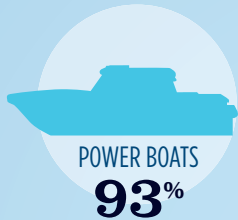
RECREATIONAL BOATS IN AR-1

TOTAL BOATS* ▶ 57,991

REGISTERED BOATS 57,991

Power boats	53,818
PWCs	3,128
Sailboats	228
Other Boats	817

HOUSEHOLDS PER BOAT 5.0

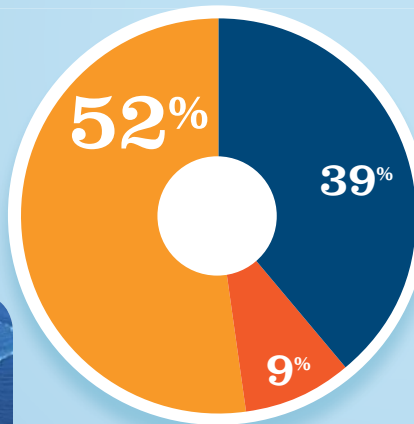


* Total boats are registered boats as reported by states to the USCG.

RECREATIONAL BOATING CREATES JOBS IN AR-1

TOTAL BOATING JOBS ▶ 992

Boat Building	-
Motor / Engine Mfgr.	-
Accessory / Supplies Mfgr.	518
Dealers / Wholesalers	90
Boat Services	384



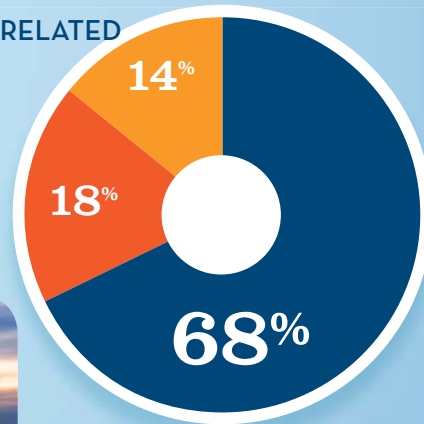
● BOAT BUILDING †
● MOTOR/ENG. MFGR. †
● ACC./SUPPLIES MFGR.
● DLRS/WHOLESALERS
● BOAT SERVICES
 † 0%



RECREATIONAL BOATING-RELATED BUSINESSES IN AR-1

TOTAL BUSINESSES ▶ 84

Boat Building	-
Motor / Engine Mfgr.	-
Accessory / Supplies Mfgr.	12
Dealers / Wholesalers	15
Boat Services	57



● BOAT BUILDING †
● MOTOR/ENG. MFGR. †
● ACC./SUPPLIES MFGR.
● DLRS/WHOLESALERS
● BOAT SERVICES
 † 0%

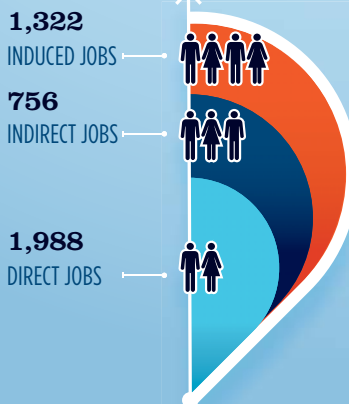


ESTIMATED JOBS IMPACT OF RECREATIONAL BOATING-RELATED SPENDING IN AR-1

EST. TOTAL JOBS ▶ 4,065

EST. TOTAL LABOR INCOME ▶ \$168.0 MILLIONS

Est. Direct Income	\$67.7
Est. Indirect Income	\$42.4
Est. Induced Income	\$57.8



RECREATIONAL BOATING INDUSTRY SALES IN AR-1

Boat Building	\$0.0	\$0.0 MILLION
Motor / Engine Mfgr.	\$0.0	\$0.0 MILLION
Accessory / Supplies Mfgr.	\$131.5	\$131.5 MILLION
TOTAL MFGR. SALES	\$131.5	
Dealers / Wholesalers	\$44.1	\$44.1 MILLION
Boat Services	\$70.7	\$70.7 MILLION
TOTAL RETAIL & SERVICES SALES	\$114.8	

● BOAT BUILDING
● MOTOR/ENG. MFGR.
● ACC./SUPPLIES MFGR.
● DLRS/WHOLESALERS
● BOAT SERVICES



National Marine Manufacturers Association

nmma.org

ECONOMIC SIGNIFICANCE OF RECREATIONAL BOATING IN ARKANSAS

CONGRESSIONAL DISTRICT 3

Number of Recreational Boats*	39,644
Recreational Boating Industry Businesses	78
Total Jobs	3,160
Annual Recreational Boating-Related Spending	\$171.1 MILLION






TOTAL ANNUAL ECONOMIC IMPACT OF RECREATIONAL BOATING:

\$402.7 MILLION

RECREATIONAL BOATS IN AR-3

TOTAL BOATS* **▶ 39,644**

REGISTERED BOATS	39,644
Power boats	35,012
PWCs	3,574
Sailboats	479
Other Boats	579
HOUSEHOLDS PER BOAT	7.1

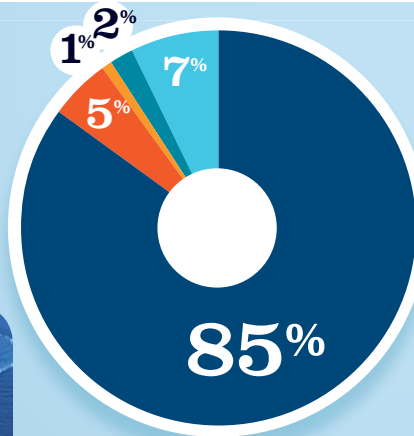


* Total boats are registered boats as reported by states to the USCG.

RECREATIONAL BOATING CREATES JOBS IN AR-3

TOTAL BOATING JOBS **▶ 2,085**

Boat Building	151
Motor / Engine Mfgr.	50
Accessory / Supplies Mfgr.	24
Dealers / Wholesalers	98
Boat Services	1,762

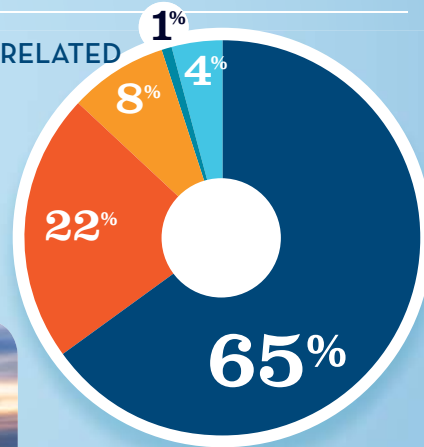


BOAT BUILDING DLRS/WHOLESALEERS
MOTOR/ENG. MFGR. BOAT SERVICES
ACC./SUPPLIES MFGR.

RECREATIONAL BOATING-RELATED BUSINESSES IN AR-3

TOTAL BUSINESSES **▶ 78**

Boat Building	3
Motor / Engine Mfgr.	1
Accessory / Supplies Mfgr.	6
Dealers / Wholesalers	17
Boat Services	51



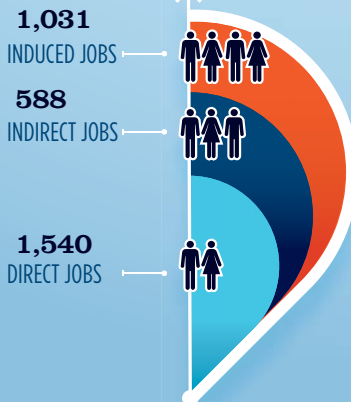
BOAT BUILDING DLRS/WHOLESALEERS
MOTOR/ENG. MFGR. BOAT SERVICES
ACC./SUPPLIES MFGR.

ESTIMATED JOBS IMPACT OF RECREATIONAL BOATING-RELATED SPENDING IN AR-3

EST. TOTAL JOBS **▶ 3,160**

EST. TOTAL LABOR INCOME **▶ \$131.1 MILLIONS**

Est. Direct Income	\$53.0
Est. Indirect Income	\$33.0
Est. Induced Income	\$45.1

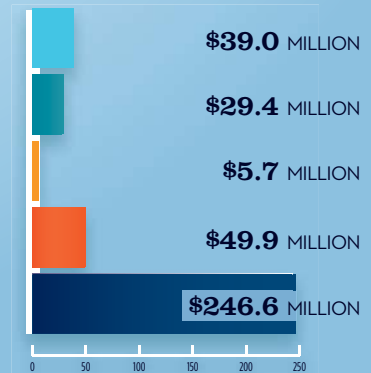


RECREATIONAL BOATING INDUSTRY SALES IN AR-3

Boat Building	\$39.0
Motor / Engine Mfgr.	\$29.4
Accessory / Supplies Mfgr.	\$5.7
TOTAL MFGR. SALES	▶ \$74.1

Dealers / Wholesalers	\$49.9
Boat Services	\$246.6
TOTAL RETAIL & SERVICES SALES	▶ \$296.4

BOAT BUILDING DLRS/WHOLESALEERS
MOTOR/ENG. MFGR. BOAT SERVICES
ACC./SUPPLIES MFGR.



Source: NMMA's Center of Knowledge; Recreational Marine Research Center at Michigan State University



National Marine Manufacturers Association

nmma.org

ECONOMIC SIGNIFICANCE OF RECREATIONAL BOATING IN ARKANSAS

CONGRESSIONAL DISTRICT 4

Number of Recreational Boats*	62,642
Recreational Boating Industry Businesses	97
Total Jobs	4,474
Annual Recreational Boating-Related Spending	\$243.1 MILLION





TOTAL ANNUAL ECONOMIC IMPACT OF RECREATIONAL BOATING:

\$570.7 MILLION

RECREATIONAL BOATS IN AR-4

TOTAL BOATS* ▶ **62,642**

REGISTERED BOATS	62,642
Power boats	58,072
PWCs	3,366
Sailboats	272
Other Boats	932
HOUSEHOLDS PER BOAT	4.5

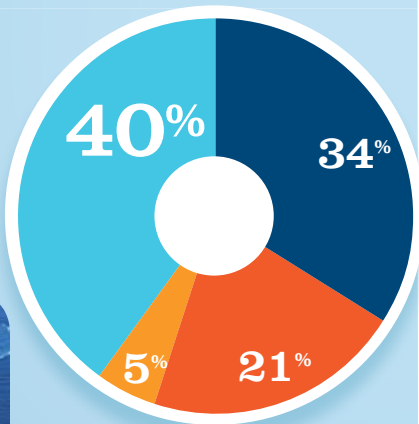


* Total boats are registered boats as reported by states to the USCG.

RECREATIONAL BOATING CREATES JOBS IN AR-4

TOTAL BOATING JOBS ▶ **1,396**

Boat Building	562
Motor / Engine Mfgr.	-
Accessory / Supplies Mfgr.	69
Dealers / Wholesalers	298
Boat Services	467



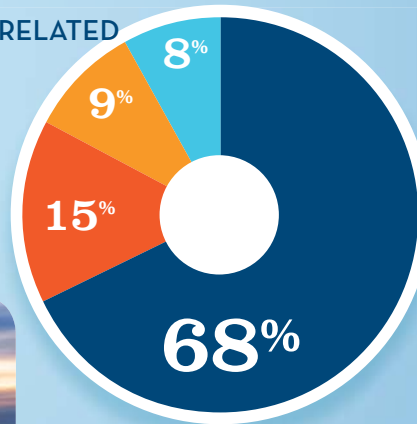
BOAT BUILDING 40%
MOTOR/ENG. MFGR. † 5%
DLRS/WHOLESALERS 21%
BOAT SERVICES 34%
ACC./SUPPLIES MFGR. † 0%



RECREATIONAL BOATING-RELATED BUSINESSES IN AR-4

TOTAL BUSINESSES ▶ **97**

Boat Building	8
Motor / Engine Mfgr.	-
Accessory / Supplies Mfgr.	9
Dealers / Wholesalers	14
Boat Services	66



BOAT BUILDING 8%
MOTOR/ENG. MFGR. † 9%
DLRS/WHOLESALERS 15%
BOAT SERVICES 68%
ACC./SUPPLIES MFGR. † 0%

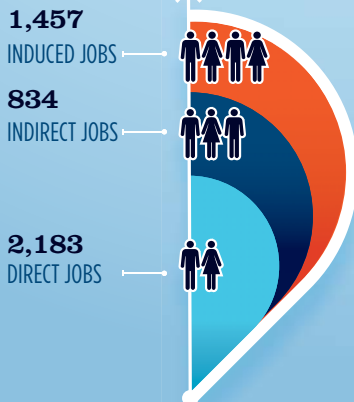


ESTIMATED JOBS IMPACT OF RECREATIONAL BOATING-RELATED SPENDING IN AR-4

EST. TOTAL JOBS ▶ **4,474**

EST. TOTAL LABOR INCOME ▶ **\$185.2** MILLIONS

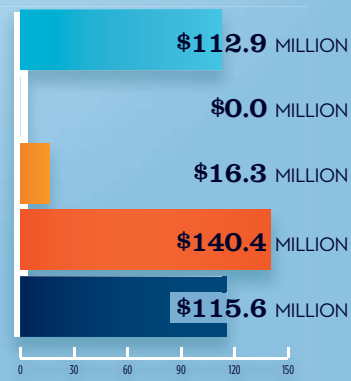
Est. Direct Income	\$74.7
Est. Indirect Income	\$46.7
Est. Induced Income	\$63.8



RECREATIONAL BOATING INDUSTRY SALES IN AR-4

Boat Building	\$112.9
Motor / Engine Mfgr.	\$0.0
Accessory / Supplies Mfgr.	\$16.3
TOTAL MFGR. SALES	▶ \$129.1
Dealers / Wholesalers	\$140.4
Boat Services	\$115.6
TOTAL RETAIL & SERVICES SALES	▶ \$255.9

BOAT BUILDING	DLRS/WHOLESALERS
MOTOR/ENG. MFGR.	BOAT SERVICES
ACC./SUPPLIES MFGR.	



Source: NMMMA's Center of Knowledge; Recreational Marine Research Center at Michigan State University



National Marine Manufacturers Association

nmma.org

ECONOMIC SIGNIFICANCE OF RECREATIONAL BOATING IN COLORADO



TOTAL ANNUAL ECONOMIC IMPACT OF RECREATIONAL BOATING:

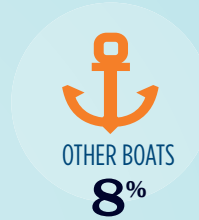

\$850.2 MILLION

Number of Recreational Boats*	95,092
Recreational Boating Industry Businesses	493
Total Jobs	6,743
Annual Recreational Boating-Related Spending	\$360.5 MILLION

RECREATIONAL BOATS IN COLORADO

TOTAL BOATS* ▶ 95,092

REGISTERED BOATS	95,092
Power boats	68,816
PWCs	14,521
Sailboats	4,318
Other Boats	7,437
HOUSEHOLDS PER BOAT	21.0

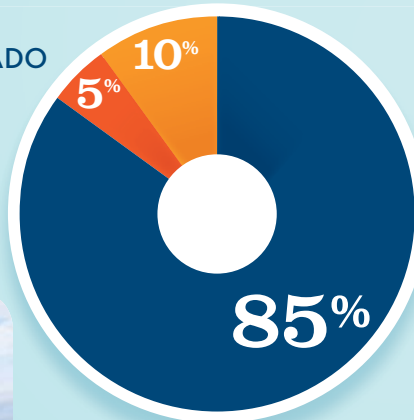


* Total boats are registered boats as reported by states to the USCG.

RECREATIONAL BOATING CREATES JOBS IN COLORADO

TOTAL BOATING JOBS ▶ 4,915

Boat Building	5
Motor / Engine Mfgr.	12
Accessory / Supplies Mfgr.	476
Dealers / Wholesalers	244
Boat Services	4,178



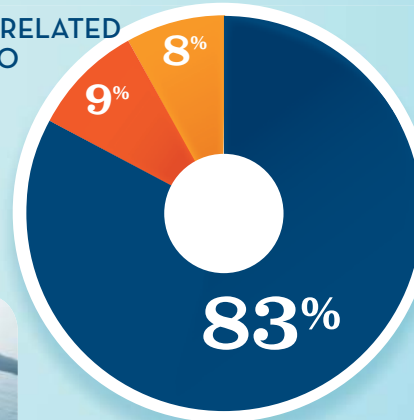
● BOAT BUILDING[†]
● DLRS/WHOLESALERS
 ● MOTOR/ENG. MFGR.[‡]
● BOAT SERVICES



RECREATIONAL BOATING-RELATED BUSINESSES IN COLORADO

TOTAL BUSINESSES ▶ 493

Boat Building	1
Motor / Engine Mfgr.	2
Accessory / Supplies Mfgr.	37
Dealers / Wholesalers	45
Boat Services	408



● BOAT BUILDING[†]
● DLRS/WHOLESALERS
 ● MOTOR/ENG. MFGR.[‡]
● BOAT SERVICES

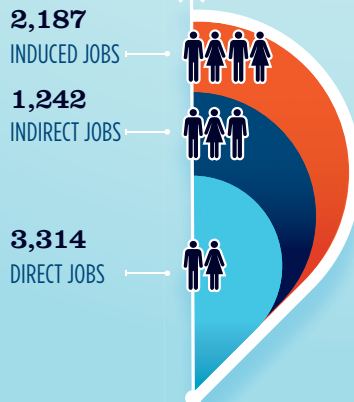


ESTIMATED JOBS IMPACT OF RECREATIONAL BOATING-RELATED SPENDING IN COLORADO

EST. TOTAL JOBS ▶ 6,743

EST. TOTAL LABOR INCOME ▶ \$278.0 MILLIONS

Est. Direct Income	\$113.0
Est. Indirect Income	\$69.3
Est. Induced Income	\$95.7



RECREATIONAL BOATING INDUSTRY SALES IN COLORADO

Boat Building	\$1.3	\$1.3 MILLION
Motor / Engine Mfgr.	\$7.1	\$7.1 MILLION
Accessory / Supplies Mfgr.	\$109.8	\$109.8 MILLION
TOTAL MFGR. SALES	\$118.2	
Dealers / Wholesalers	\$124.9	\$124.9 MILLION
Boat Services	\$883.2	\$883.2 MILLION
TOTAL RETAIL & SERVICES SALES	\$1,008.1	

● BOAT BUILDING
 ● DLRS/WHOLESALERS
 ● MOTOR/ENG. MFGR.
 ● BOAT SERVICES

Source: NMMA's Center of Knowledge; Recreational Marine Research Center at Michigan State University



National Marine Manufacturers Association

nmma.org

ECONOMIC SIGNIFICANCE OF RECREATIONAL BOATING IN COLORADO

CONGRESSIONAL DISTRICT 1

Number of Recreational Boats*	5,531
Recreational Boating Industry Businesses	30
Total Jobs	418
Annual Recreational Boating-Related Spending	\$22.2 MILLION



TOTAL ANNUAL ECONOMIC IMPACT OF RECREATIONAL BOATING:

\$52.5 MILLION

RECREATIONAL BOATS IN CO-1

TOTAL BOATS* ▶ **5,531**

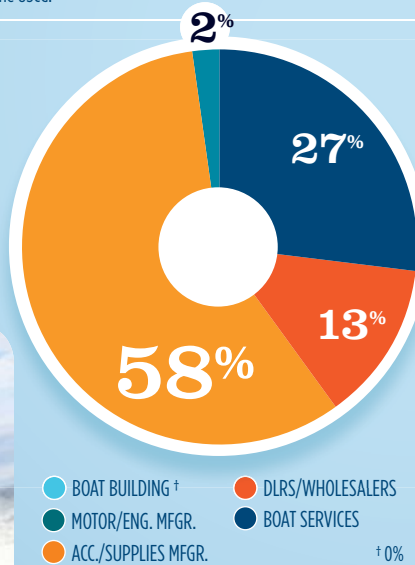
REGISTERED BOATS	5,531
Power boats	4,088
PWCs	970
Sailboats	449
Other Boats	24
HOUSEHOLDS PER BOAT	57.3



* Total boats are registered boats as reported by states to the USCG.

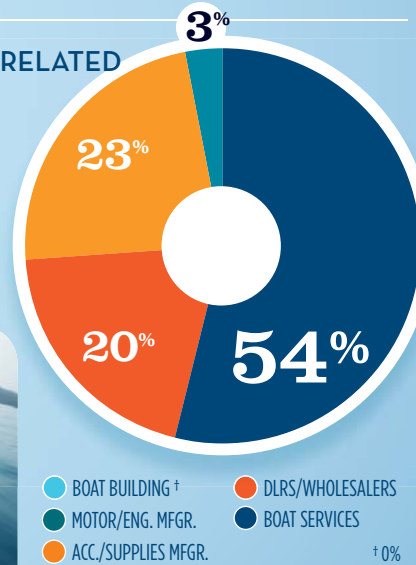
RECREATIONAL BOATING CREATES JOBS IN CO-1

TOTAL BOATING JOBS	▶ 402
Boat Building	-
Motor / Engine Mfgr.	9
Accessory / Supplies Mfgr.	233
Dealers / Wholesalers	53
Boat Services	107



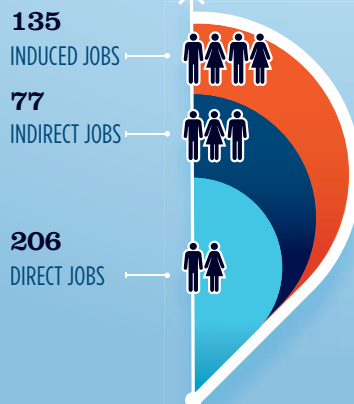
RECREATIONAL BOATING-RELATED BUSINESSES IN CO-1

TOTAL BUSINESSES	▶ 30
Boat Building	-
Motor / Engine Mfgr.	1
Accessory / Supplies Mfgr.	7
Dealers / Wholesalers	6
Boat Services	16




ESTIMATED JOBS IMPACT OF RECREATIONAL BOATING-RELATED SPENDING IN CO-1

EST. TOTAL JOBS	▶ 418
EST. TOTAL LABOR INCOME	\$17.2 MILLIONS
Est. Direct Income	\$7.0
Est. Indirect Income	\$4.3
Est. Induced Income	\$5.9



RECREATIONAL BOATING INDUSTRY SALES IN CO-1

Boat Building	\$0.0	\$0.0 MILLION
Motor / Engine Mfgr.	\$5.3	
Accessory / Supplies Mfgr.	\$55.8	\$55.8 MILLION
TOTAL MFR. SALES	▶ \$61.1	
Dealers / Wholesalers	\$31.9	\$31.9 MILLION
Boat Services	\$23.3	\$23.3 MILLION
TOTAL RETAIL & SERVICES SALES	▶ \$55.2	



Source: NMMMA's Center of Knowledge; Recreational Marine Research Center at Michigan State University



National Marine Manufacturers Association

nmma.org

ECONOMIC SIGNIFICANCE OF RECREATIONAL BOATING IN COLORADO

CONGRESSIONAL DISTRICT 2

Number of Recreational Boats*	14,995
Recreational Boating Industry Businesses	177
Total Jobs	1,215
Annual Recreational Boating-Related Spending	\$64.2 MILLION



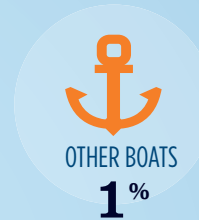

TOTAL ANNUAL ECONOMIC IMPACT OF RECREATIONAL BOATING:

\$152.0 MILLION

RECREATIONAL BOATS IN CO-2

TOTAL BOATS* 14,995

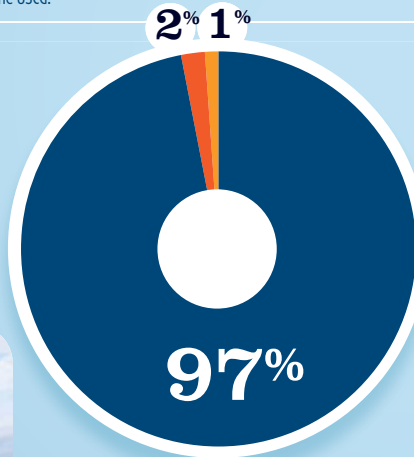
REGISTERED BOATS	14,995
Power boats	11,562
PWCs	2,086
Sailboats	1,268
Other Boats	79
HOUSEHOLDS PER BOAT	19.9



* Total boats are registered boats as reported by states to the USCG.

RECREATIONAL BOATING CREATES JOBS IN CO-2

TOTAL BOATING JOBS	1,923
Boat Building	5
Motor / Engine Mfgr.	-
Accessory / Supplies Mfgr.	22
Dealers / Wholesalers	38
Boat Services	1,858

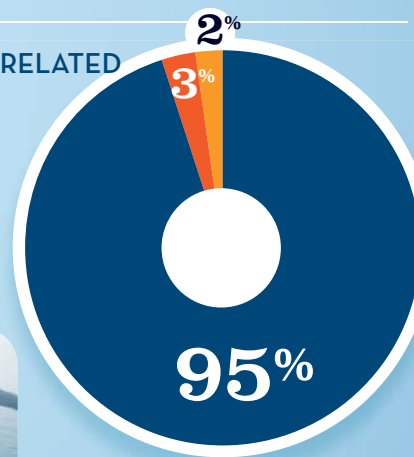


BOAT BUILDING † 0%
 MOTOR/ENG. MFGR. † 0%
 ACC./SUPPLIES MFGR. 2%
 DLRS/WHOLESALERS 1%
 BOAT SERVICES 97%



RECREATIONAL BOATING-RELATED BUSINESSES IN CO-2

TOTAL BUSINESSES	177
Boat Building	1
Motor / Engine Mfgr.	-
Accessory / Supplies Mfgr.	3
Dealers / Wholesalers	5
Boat Services	168

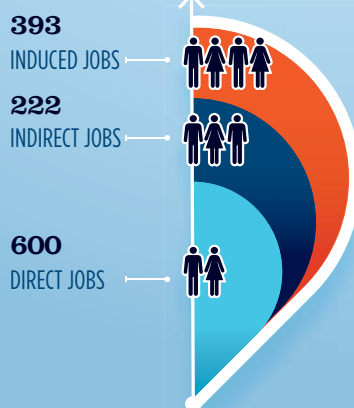


BOAT BUILDING † 0%
 MOTOR/ENG. MFGR. † 0%
 ACC./SUPPLIES MFGR. 3%
 DLRS/WHOLESALERS 2%
 BOAT SERVICES 95%



ESTIMATED JOBS IMPACT OF RECREATIONAL BOATING-RELATED SPENDING IN CO-2

EST. TOTAL JOBS	1,215
EST. TOTAL LABOR INCOME (MILLIONS)	\$50.0
Est. Direct Income	\$20.4
Est. Indirect Income	\$12.4
Est. Induced Income	\$17.2



RECREATIONAL BOATING INDUSTRY SALES IN CO-2

Boat Building	\$1.3 MILLION
Motor / Engine Mfgr.	\$0.0 MILLION
Accessory / Supplies Mfgr.	\$6.1 MILLION
TOTAL MFGR. SALES	\$7.4 MILLION
Dealers / Wholesalers	\$6.1 MILLION
Boat Services	\$262.8 MILLION
TOTAL RETAIL & SERVICES SALES	\$280.7 MILLION

BOAT BUILDING 0%
 MOTOR/ENG. MFGR. 0%
 ACC./SUPPLIES MFGR. 8%
 DLRS/WHOLESALERS 8%
 BOAT SERVICES 92%

Source: NMMA's Center of Knowledge; Recreational Marine Research Center at Michigan State University



National Marine Manufacturers Association

nmma.org

ECONOMIC SIGNIFICANCE OF RECREATIONAL BOATING IN COLORADO

CONGRESSIONAL DISTRICT 3

Number of Recreational Boats*	22,784
Recreational Boating Industry Businesses	167
Total Jobs	1,894
Annual Recreational Boating-Related Spending	\$100.6 MILLION

TOTAL ANNUAL ECONOMIC IMPACT OF RECREATIONAL BOATING:



\$238.1 MILLION



RECREATIONAL BOATS IN CO-3

TOTAL BOATS* 22,784

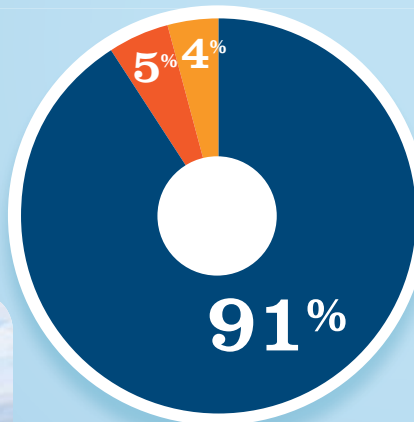
REGISTERED BOATS	22,784
Power boats	18,832
PWCs	2,949
Sailboats	942
Other Boats	61
HOUSEHOLDS PER BOAT	12.8



* Total boats are registered boats as reported by states to the USCG.

RECREATIONAL BOATING CREATES JOBS IN CO-3

TOTAL BOATING JOBS	1,509
Boat Building	-
Motor / Engine Mfgr.	-
Accessory / Supplies Mfgr.	55
Dealers / Wholesalers	73
Boat Services	1,381

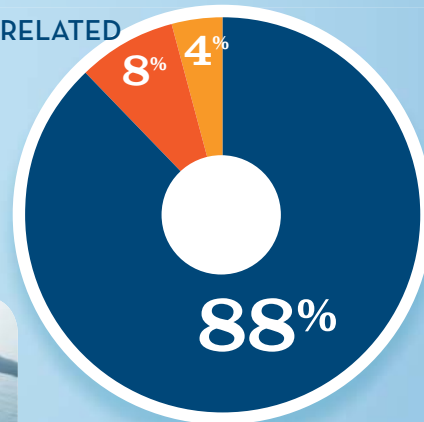


BOAT BUILDING † 0%
 MOTOR/ENG. MFGR. † 0%
 ACC./SUPPLIES MFGR. 5%
 DLRS/WHOLESALERS 4%
 BOAT SERVICES 91%



RECREATIONAL BOATING-RELATED BUSINESSES IN CO-3

TOTAL BUSINESSES	167
Boat Building	-
Motor / Engine Mfgr.	-
Accessory / Supplies Mfgr.	7
Dealers / Wholesalers	14
Boat Services	146

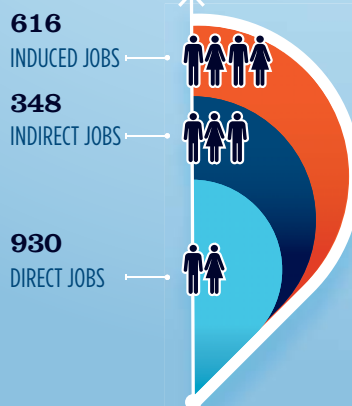


BOAT BUILDING † 0%
 MOTOR/ENG. MFGR. † 0%
 ACC./SUPPLIES MFGR. 8%
 DLRS/WHOLESALERS 4%
 BOAT SERVICES 88%



ESTIMATED JOBS IMPACT OF RECREATIONAL BOATING-RELATED SPENDING IN CO-3

EST. TOTAL JOBS	1,894
EST. TOTAL LABOR INCOME (MILLIONS)	\$78.4
Est. Direct Income	\$32.0
Est. Indirect Income	\$19.4
Est. Induced Income	\$27.0



RECREATIONAL BOATING INDUSTRY SALES IN CO-3

Boat Building	\$0.0 MILLION
Motor / Engine Mfgr.	\$0.0 MILLION
Accessory / Supplies Mfgr.	\$10.7 MILLION
TOTAL MFGR. SALES	\$10.7
Dealers / Wholesalers	\$35.9 MILLION
Boat Services	\$278.8 MILLION
TOTAL RETAIL & SERVICES SALES	\$314.7

BOAT BUILDING 0%
 MOTOR/ENG. MFGR. 0%
 ACC./SUPPLIES MFGR. 10.7%
 DLRS/WHOLESALERS 35.9%
 BOAT SERVICES 278.8%

Source: NMMA's Center of Knowledge; Recreational Marine Research Center at Michigan State University



National Marine Manufacturers Association

nmma.org

ECONOMIC SIGNIFICANCE OF RECREATIONAL BOATING IN IDAHO



TOTAL ANNUAL ECONOMIC IMPACT OF RECREATIONAL BOATING:


\$675.3 MILLION

Number of Recreational Boats*	72,694
Recreational Boating Industry Businesses	221
Total Jobs	5,288
Annual Recreational Boating-Related Spending	\$287.9 MILLION

RECREATIONAL BOATS IN IDAHO

TOTAL BOATS* ▶ 72,694

REGISTERED BOATS	72,694
Power boats	62,104
PWCs	7,727
Sailboats	1,283
Other Boats	1,580
HOUSEHOLDS PER BOAT	8.1

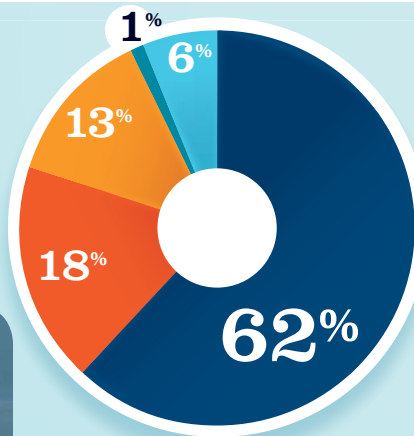


* Total boats are registered boats as reported by states to the USCG.

RECREATIONAL BOATING CREATES JOBS IN IDAHO

TOTAL BOATING JOBS ▶ 1,737

Boat Building	104
Motor / Engine Mfgr.	16
Accessory / Supplies Mfgr.	232
Dealers / Wholesalers	315
Boat Services	1,070



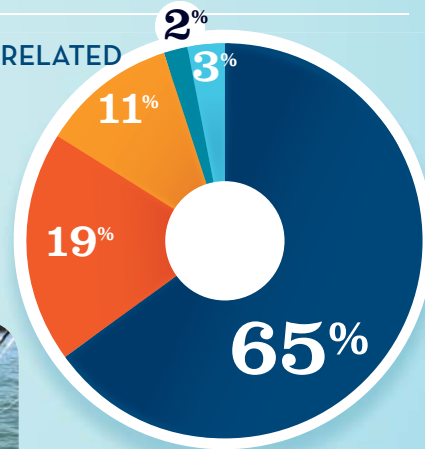
BOAT BUILDING (1%)
MOTOR/ENG. MFGR. (6%)
ACC./SUPPLIES MFGR. (13%)
DLRS/WHOLESALEERS (18%)
BOAT SERVICES (62%)



RECREATIONAL BOATING-RELATED BUSINESSES IN IDAHO

TOTAL BUSINESSES ▶ 221

Boat Building	7
Motor / Engine Mfgr.	5
Accessory / Supplies Mfgr.	24
Dealers / Wholesalers	41
Boat Services	144



BOAT BUILDING (2%)
MOTOR/ENG. MFGR. (3%)
ACC./SUPPLIES MFGR. (11%)
DLRS/WHOLESALEERS (19%)
BOAT SERVICES (65%)

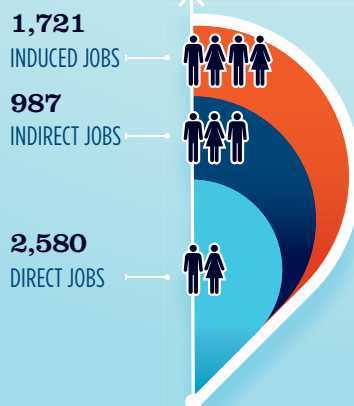


ESTIMATED JOBS IMPACT OF RECREATIONAL BOATING-RELATED SPENDING IN IDAHO

EST. TOTAL JOBS ▶ 5,288

EST. TOTAL LABOR INCOME ▶ \$218.8 MILLIONS

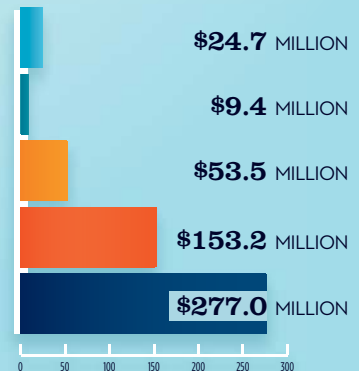
Est. Direct Income	\$88.1
Est. Indirect Income	\$55.4
Est. Induced Income	\$75.3



RECREATIONAL BOATING INDUSTRY SALES IN IDAHO

Boat Building	\$24.7	MILLION
Motor / Engine Mfgr.	\$9.4	MILLION
Accessory / Supplies Mfgr.	\$53.5	MILLION
TOTAL MFGR. SALES	\$87.6	
Dealers / Wholesalers	\$153.2	MILLION
Boat Services	\$277.0	MILLION
TOTAL RETAIL & SERVICES SALES	\$430.2	

BOAT BUILDING (2%)
MOTOR/ENG. MFGR. (3%)
ACC./SUPPLIES MFGR. (11%)
DLRS/WHOLESALEERS (19%)
BOAT SERVICES (65%)



Source: NMMMA's Center of Knowledge; Recreational Marine Research Center at Michigan State University



National Marine Manufacturers Association

nmma.org

ECONOMIC SIGNIFICANCE OF RECREATIONAL BOATING IN IOWA



TOTAL ANNUAL ECONOMIC IMPACT OF RECREATIONAL BOATING:

\$1.78 MILLION

Number of Recreational Boats*	223,228
Recreational Boating Industry Businesses	214
Total Jobs	13,904
Annual Recreational Boating-Related Spending	\$756.4 MILLION


RECREATIONAL BOATS IN IOWA

TOTAL BOATS* ▶ **223,228**

REGISTERED BOATS 223,228

Power boats	167,255
PWCs	16,629
Sailboats	3,955
Other Boats	35,389

HOUSEHOLDS PER BOAT 5.5

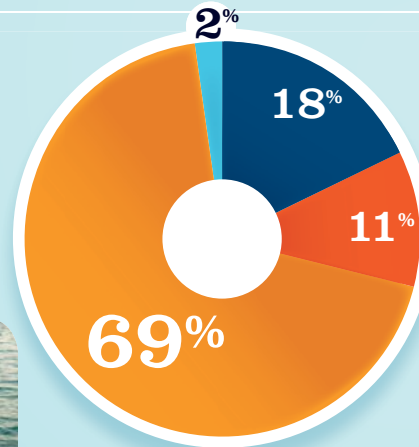


* Total boats are registered boats as reported by states to the USCG.

RECREATIONAL BOATING CREATES JOBS IN IOWA

TOTAL BOATING JOBS ▶ **4,322**

Boat Building	64
Motor / Engine Mfrgr.	3
Accessory / Supplies Mfrgr.	2,988
Dealers / Wholesalers	484
Boat Services	783



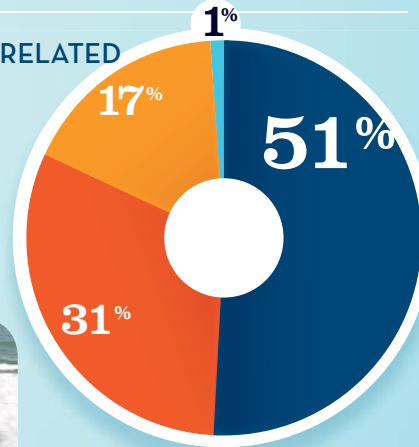
● BOAT BUILDING
● MOTOR/ENG. MFRGR.†
● ACC./SUPPLIES MFRGR.
● DLRS/WHOLESALERS
● BOAT SERVICES
● † 0%



RECREATIONAL BOATING-RELATED BUSINESSES IN IOWA

TOTAL BUSINESSES ▶ **214**

Boat Building	2
Motor / Engine Mfrgr.	1
Accessory / Supplies Mfrgr.	36
Dealers / Wholesalers	66
Boat Services	109



● BOAT BUILDING
● MOTOR/ENG. MFRGR.†
● ACC./SUPPLIES MFRGR.
● DLRS/WHOLESALERS
● BOAT SERVICES
● † 0%

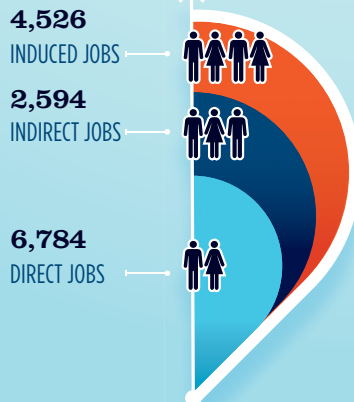


ESTIMATED JOBS IMPACT OF RECREATIONAL BOATING-RELATED SPENDING IN IOWA

EST. TOTAL JOBS ▶ **13,904**

EST. TOTAL LABOR INCOME **\$575.4** MILLIONS

Est. Direct Income	\$231.8
Est. Indirect Income	\$145.5
Est. Induced Income	\$198.1

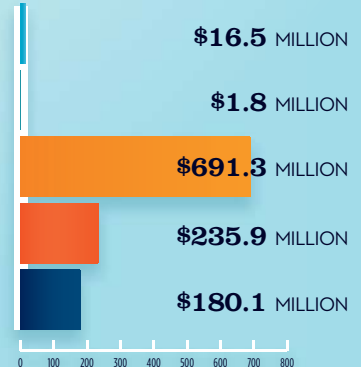


RECREATIONAL BOATING INDUSTRY SALES IN IOWA

Boat Building	\$16.5
Motor / Engine Mfrgr.	\$1.8
Accessory / Supplies Mfrgr.	\$691.3
TOTAL MFRG. SALES	\$709.6

Dealers / Wholesalers	\$235.9
Boat Services	\$180.1
TOTAL RETAIL & SERVICES SALES	\$416.0

● BOAT BUILDING
● MOTOR/ENG. MFRGR.
● ACC./SUPPLIES MFRGR.
● DLRS/WHOLESALERS
● BOAT SERVICES



Source: NMMA's Center of Knowledge; Recreational Marine Research Center at Michigan State University



National Marine Manufacturers Association

nmma.org

ECONOMIC SIGNIFICANCE OF RECREATIONAL BOATING IN IOWA

CONGRESSIONAL DISTRICT 2

Number of Recreational Boats*	45,441
Recreational Boating Industry Businesses	46
Total Jobs	3,523
Annual Recreational Boating-Related Spending	\$191.1 MILLION

TOTAL ANNUAL ECONOMIC IMPACT OF RECREATIONAL BOATING:

\$449.1 MILLION



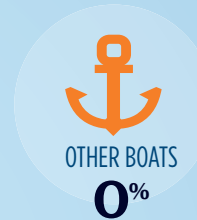

RECREATIONAL BOATS IN IA-2

TOTAL BOATS* **▶ 45,441**

REGISTERED BOATS	45,441
Power boats	41,097
PWCs	3,368
Sailboats	903
Other Boats	73

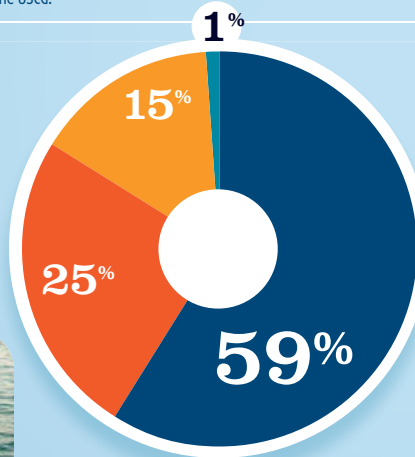
HOUSEHOLDS PER BOAT **6.8**

* Total boats are registered boats as reported by states to the USCG.



RECREATIONAL BOATING CREATES JOBS IN IA-2

TOTAL BOATING JOBS	▶ 238
Boat Building	-
Motor / Engine Mfgr.	3
Accessory / Supplies Mfgr.	34
Dealers / Wholesalers	60
Boat Services	141

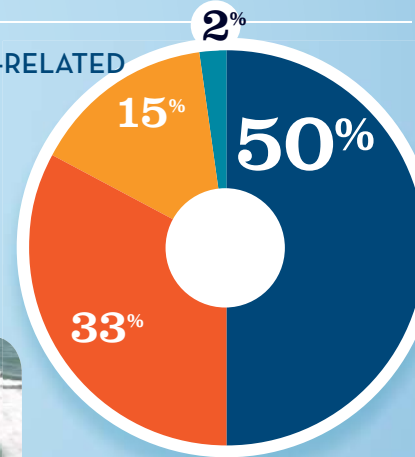


● BOAT BUILDING ● DLRS/WHOLESALERS
● MOTOR/ENG. MFGR. † ● BOAT SERVICES
● ACC./SUPPLIES MFGR. † 0%



RECREATIONAL BOATING-RELATED BUSINESSES IN IA-2

TOTAL BUSINESSES	▶ 46
Boat Building	-
Motor / Engine Mfgr.	1
Accessory / Supplies Mfgr.	7
Dealers / Wholesalers	15
Boat Services	23

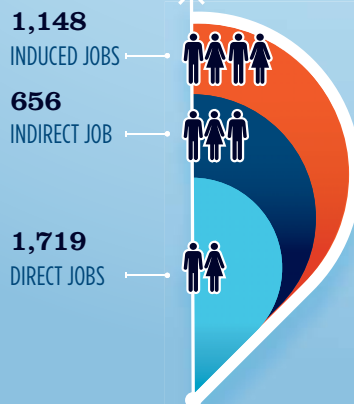


● BOAT BUILDING † ● DLRS/WHOLESALERS
● MOTOR/ENG. MFGR. ● BOAT SERVICES
● ACC./SUPPLIES MFGR. † 0%



ESTIMATED JOBS IMPACT OF RECREATIONAL BOATING-RELATED SPENDING IN IA-2

EST. TOTAL JOBS	▶ 3,523
EST. TOTAL LABOR INCOME	\$146.0 MILLIONS
Est. Direct Income	\$58.9
Est. Indirect Income	\$36.8
Est. Induced Income	\$50.3



RECREATIONAL BOATING INDUSTRY SALES IN IA-2

Boat Building	\$0.0 MILLION
Motor / Engine Mfgr.	\$1.8 MILLION
Accessory / Supplies Mfgr.	\$6.7 MILLION
TOTAL MFGR. SALES	▶ \$8.5 MILLION
Dealers / Wholesalers	\$28.8 MILLION
Boat Services	\$29.5 MILLION
TOTAL RETAIL & SERVICES SALES	▶ \$58.3 MILLION

● BOAT BUILDING ● DLRS/WHOLESALERS
● MOTOR/ENG. MFGR. ● BOAT SERVICES
● ACC./SUPPLIES MFGR.

Source: NMMMA's Center of Knowledge; Recreational Marine Research Center at Michigan State University



National Marine Manufacturers Association

nmma.org

ECONOMIC SIGNIFICANCE OF RECREATIONAL BOATING IN KANSAS



TOTAL ANNUAL ECONOMIC IMPACT OF RECREATIONAL BOATING:



\$898.7 MILLION

Number of Recreational Boats*	97,672
Recreational Boating Industry Businesses	137
Total Jobs	7,063
Annual Recreational Boating-Related Spending	\$382.6 MILLION

RECREATIONAL BOATS IN KANSAS

TOTAL BOATS* ▶ **97,672**

REGISTERED BOATS	97,672
Power boats	76,076
PWCs	16,822
Sailboats	2,579
Other Boats	2,195
HOUSEHOLDS PER BOAT	11.5

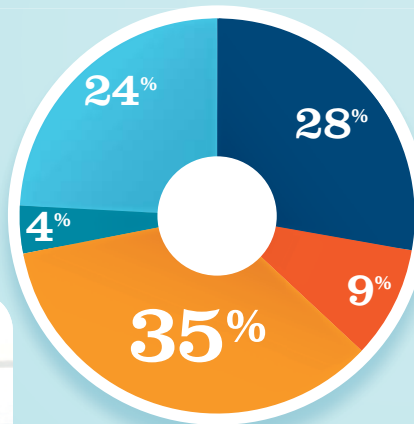


* Total boats are registered boats as reported by states to the USCG.

RECREATIONAL BOATING CREATES JOBS IN KANSAS

TOTAL BOATING JOBS ▶ **2,097**

Boat Building	500
Motor / Engine Mfgr.	88
Accessory / Supplies Mfgr.	734
Dealers / Wholesalers	192
Boat Services	583



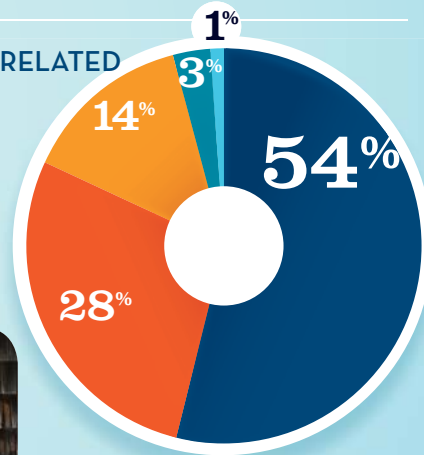
● BOAT BUILDING ● DLRS/WHOLESALEERS
● MOTOR/ENG. MFG. ● BOAT SERVICES
● ACC./SUPPLIES MFG.



RECREATIONAL BOATING-RELATED BUSINESSES IN KANSAS

TOTAL BUSINESSES ▶ **137**

Boat Building	1
Motor / Engine Mfgr.	4
Accessory / Supplies Mfgr.	20
Dealers / Wholesalers	38
Boat Services	74



● BOAT BUILDING ● DLRS/WHOLESALEERS
● MOTOR/ENG. MFG. ● BOAT SERVICES
● ACC./SUPPLIES MFG.

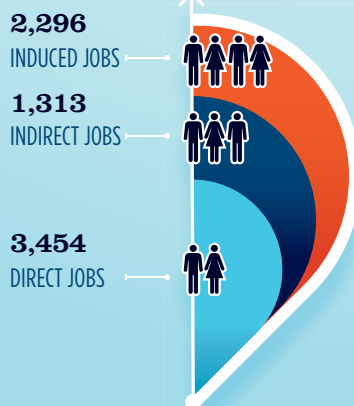


ESTIMATED JOBS IMPACT OF RECREATIONAL BOATING-RELATED SPENDING IN KANSAS

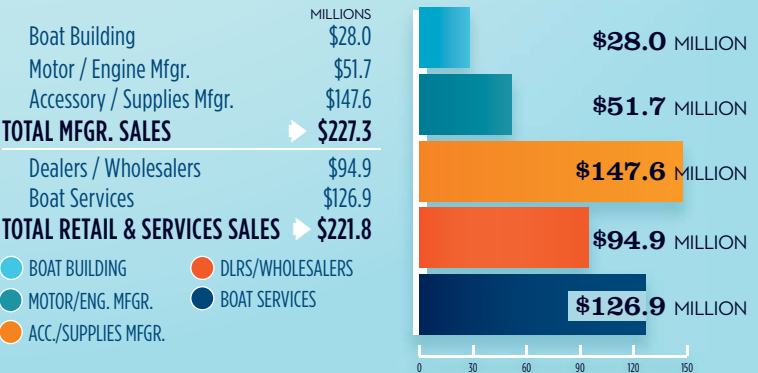
EST. TOTAL JOBS ▶ **7,063**

EST. TOTAL LABOR INCOME ▶ **\$291.9** MILLIONS

Est. Direct Income	\$117.8
Est. Indirect Income	\$73.6
Est. Induced Income	\$100.5



RECREATIONAL BOATING INDUSTRY SALES IN KANSAS



● BOAT BUILDING ● DLRS/WHOLESALEERS
● MOTOR/ENG. MFG. ● BOAT SERVICES
● ACC./SUPPLIES MFG.



National Marine Manufacturers Association

nmma.org

ECONOMIC SIGNIFICANCE OF RECREATIONAL BOATING IN KANSAS

CONGRESSIONAL DISTRICT 2

Number of Recreational Boats*	27,932
Recreational Boating Industry Businesses	30
Total Jobs	2,045
Annual Recreational Boating-Related Spending	\$111.0 MILLION

TOTAL ANNUAL ECONOMIC IMPACT OF RECREATIONAL BOATING:



\$260.4 MILLION



RECREATIONAL BOATS IN KS-2

TOTAL BOATS* **27,932**

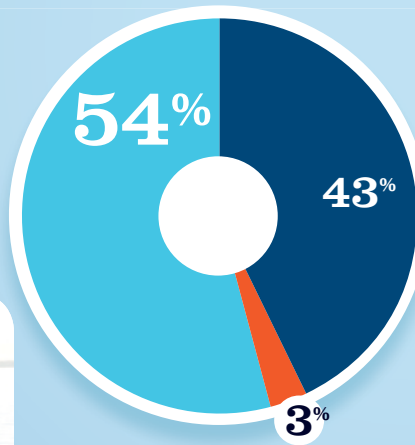
REGISTERED BOATS	27,932
Power boats	23,855
PWCs	3,420
Sailboats	569
Other Boats	88
HOUSEHOLDS PER BOAT	10.1



* Total boats are registered boats as reported by states to the USCG.

RECREATIONAL BOATING CREATES JOBS IN KS-2

TOTAL BOATING JOBS	917
Boat Building	500
Motor / Engine Mfgr.	-
Accessory / Supplies Mfgr.	-
Dealers / Wholesalers	26
Boat Services	391

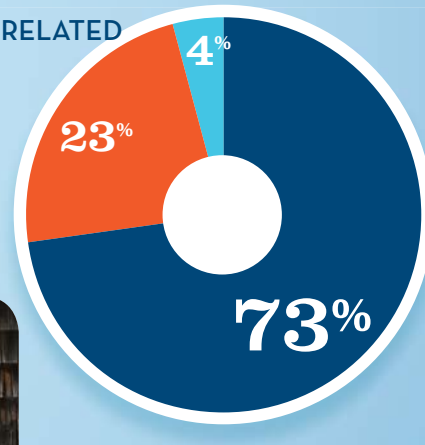


BOAT BUILDING 54%
MOTOR/ENG. MFGR. † 0%
ACC./SUPPLIES MFGR. † 0%
DLRS/WHOLESALERS 3%
BOAT SERVICES 43%



RECREATIONAL BOATING-RELATED BUSINESSES IN KS-2

TOTAL BUSINESSES	30
Boat Building	1
Motor / Engine Mfgr.	-
Accessory / Supplies Mfgr.	-
Dealers / Wholesalers	7
Boat Services	22

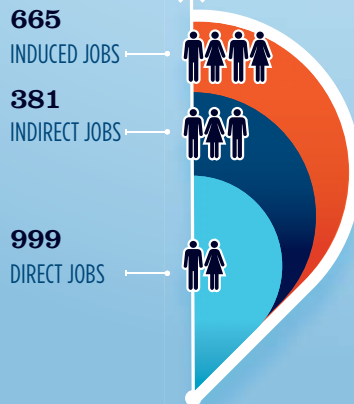


BOAT BUILDING 4%
MOTOR/ENG. MFGR. † 0%
ACC./SUPPLIES MFGR. † 0%
DLRS/WHOLESALERS 23%
BOAT SERVICES 73%



ESTIMATED JOBS IMPACT OF RECREATIONAL BOATING-RELATED SPENDING IN KS-2

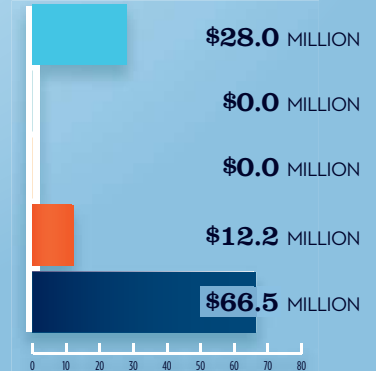
EST. TOTAL JOBS	2,045
EST. TOTAL LABOR INCOME (MILLIONS)	\$84.5
Est. Direct Income	\$34.1
Est. Indirect Income	\$21.3
Est. Induced Income	\$29.1



RECREATIONAL BOATING INDUSTRY SALES IN KS-2

Boat Building	\$28.0
Motor / Engine Mfgr.	\$0.0
Accessory / Supplies Mfgr.	\$0.0
TOTAL MFG. SALES	\$28.0
Dealers / Wholesalers	\$12.2
Boat Services	\$66.5
TOTAL RETAIL & SERVICES SALES	\$78.7

BOAT BUILDING \$28.0 MILLION
MOTOR/ENG. MFGR. \$0.0 MILLION
ACC./SUPPLIES MFGR. \$0.0 MILLION
DLRS/WHOLESALERS \$12.2 MILLION
BOAT SERVICES \$66.5 MILLION



Source: NMMMA's Center of Knowledge; Recreational Marine Research Center at Michigan State University



National Marine Manufacturers Association

nmma.org

ECONOMIC SIGNIFICANCE OF RECREATIONAL BOATING IN KANSAS

CONGRESSIONAL DISTRICT 4

Number of Recreational Boats*	22,744
Recreational Boating Industry Businesses	43
Total Jobs	1,618
Annual Recreational Boating-Related Spending	\$87.8 MILLION



TOTAL ANNUAL ECONOMIC IMPACT OF RECREATIONAL BOATING:

\$205.9 MILLION

RECREATIONAL BOATS IN KS-4

TOTAL BOATS* ▶ 22,744

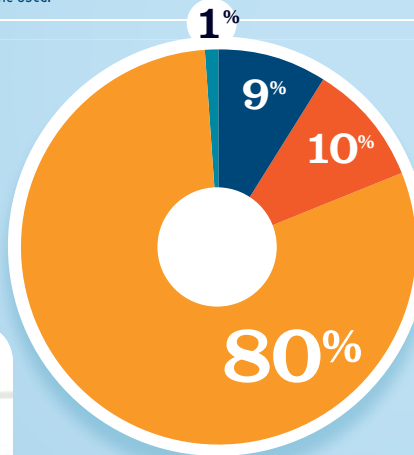
REGISTERED BOATS	22,744
Power boats	17,127
PWCs	4,780
Sailboats	784
Other Boats	53
HOUSEHOLDS PER BOAT	12.3



* Total boats are registered boats as reported by states to the USCG.

RECREATIONAL BOATING CREATES JOBS IN KS-4

TOTAL BOATING JOBS	▶ 708
Boat Building	-
Motor / Engine Mfgr.	8
Accessory / Supplies Mfgr.	564
Dealers / Wholesalers	72
Boat Services	64

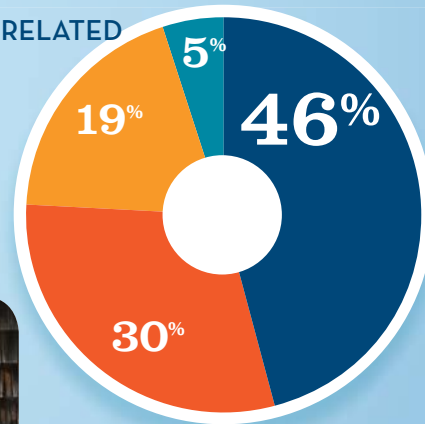


BOAT BUILDING † 1%
MOTOR/ENG. MFGR. 9%
ACC./SUPPLIES MFGR. 80%
DLRS/WHOLESALERS 10%
BOAT SERVICES 0%



RECREATIONAL BOATING-RELATED BUSINESSES IN KS-4

TOTAL BUSINESSES	▶ 43
Boat Building	-
Motor / Engine Mfgr.	2
Accessory / Supplies Mfgr.	8
Dealers / Wholesalers	13
Boat Services	20

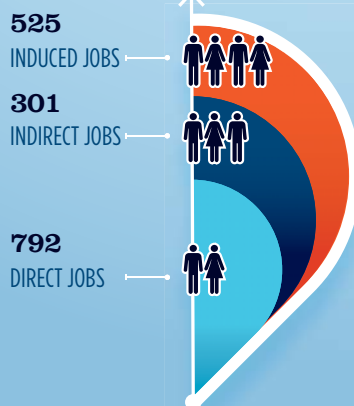


BOAT BUILDING † 5%
MOTOR/ENG. MFGR. 19%
ACC./SUPPLIES MFGR. 30%
DLRS/WHOLESALERS 46%
BOAT SERVICES 0%



ESTIMATED JOBS IMPACT OF RECREATIONAL BOATING-RELATED SPENDING IN KS-4

EST. TOTAL JOBS	▶ 1,618
EST. TOTAL LABOR INCOME	▶ \$66.8 MILLIONS
Est. Direct Income	\$26.9
Est. Indirect Income	\$16.9
Est. Induced Income	\$23.0



RECREATIONAL BOATING INDUSTRY SALES IN KS-4

Boat Building	\$0.0	\$0.0 MILLION
Motor / Engine Mfgr.	\$4.7	\$4.7 MILLION
Accessory / Supplies Mfgr.	\$99.5	\$99.5 MILLION
TOTAL MFGR. SALES	▶ \$104.2	
Dealers / Wholesalers	\$37.1	\$37.1 MILLION
Boat Services	\$14.5	\$14.5 MILLION
TOTAL RETAIL & SERVICES SALES	▶ \$51.6	

BOAT BUILDING
MOTOR/ENG. MFGR.
ACC./SUPPLIES MFGR.
DLRS/WHOLESALERS
BOAT SERVICES

Source: NMMMA's Center of Knowledge; Recreational Marine Research Center at Michigan State University



National Marine Manufacturers Association

nmma.org

ECONOMIC SIGNIFICANCE OF RECREATIONAL BOATING IN KENTUCKY



TOTAL ANNUAL ECONOMIC IMPACT OF RECREATIONAL BOATING:

\$1.94 BILLION

Number of Recreational Boats*	174,425
Recreational Boating Industry Businesses	340
Total Jobs	15,339
Annual Recreational Boating-Related Spending	\$817.0 MILLION

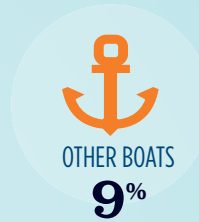

RECREATIONAL BOATS IN KENTUCKY

TOTAL BOATS* ▶ **174,425**

REGISTERED BOATS 174,425

Power boats	148,285
PWCs	15,226
Sailboats	1,400
Other Boats	9,514

HOUSEHOLDS PER BOAT 9.9

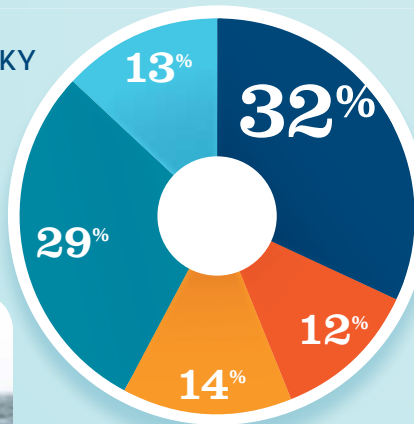


* Total boats are registered boats as reported by states to the USCG.

RECREATIONAL BOATING CREATES JOBS IN KENTUCKY

TOTAL BOATING JOBS ▶ **3,864**

Boat Building	498
Motor / Engine Mfg.	1,125
Accessory / Supplies Mfg.	561
Dealers / Wholesalers	452
Boat Services	1,228



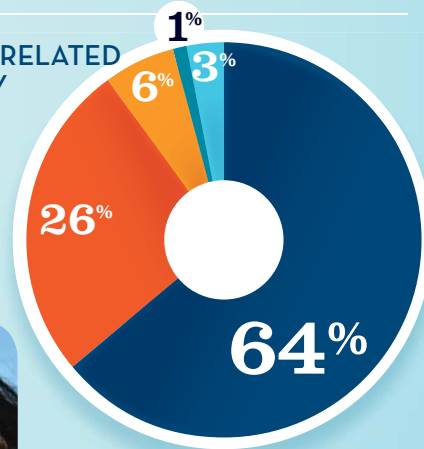
● BOAT BUILDING
● MOTOR/ENG. MFGR.
● ACC./SUPPLIES MFGR.
● DLRS/WHOLESALEERS
● BOAT SERVICES



RECREATIONAL BOATING-RELATED BUSINESSES IN KENTUCKY

TOTAL BUSINESSES ▶ **340**

Boat Building	10
Motor / Engine Mfg.	2
Accessory / Supplies Mfg.	22
Dealers / Wholesalers	88
Boat Services	218



● BOAT BUILDING
● MOTOR/ENG. MFGR.
● ACC./SUPPLIES MFGR.
● DLRS/WHOLESALEERS
● BOAT SERVICES

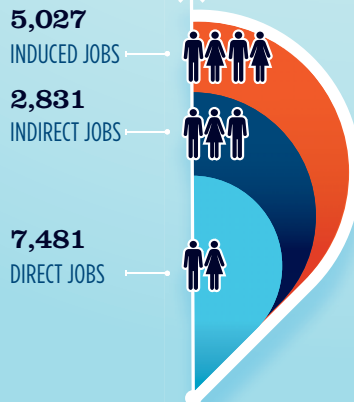


ESTIMATED JOBS IMPACT OF RECREATIONAL BOATING-RELATED SPENDING IN KENTUCKY

EST. TOTAL JOBS ▶ **15,339**

EST. TOTAL LABOR INCOME **\$639.0** MILLIONS

Est. Direct Income	\$261.1
Est. Indirect Income	\$157.9
Est. Induced Income	\$220.0



RECREATIONAL BOATING INDUSTRY SALES IN KENTUCKY

Boat Building	\$128.5	MILLION
Motor / Engine Mfg.	\$661.5	MILLION
Accessory / Supplies Mfg.	\$140.5	MILLION
TOTAL MFG. SALES	\$930.6	
Dealers / Wholesalers	\$217.5	MILLION
Boat Services	\$283.8	MILLION
TOTAL RETAIL & SERVICES SALES	\$501.3	

● BOAT BUILDING
● MOTOR/ENG. MFGR.
● ACC./SUPPLIES MFGR.
● DLRS/WHOLESALEERS
● BOAT SERVICES



National Marine Manufacturers Association

nmma.org

ECONOMIC SIGNIFICANCE OF RECREATIONAL BOATING IN KENTUCKY

CONGRESSIONAL DISTRICT 3

Number of Recreational Boats*	16,753
Recreational Boating Industry Businesses	31
Total Jobs	32,977
Annual Recreational Boating-Related Spending	\$90.5 MILLION



TOTAL ANNUAL ECONOMIC IMPACT OF RECREATIONAL BOATING:

\$215.7 MILLION

RECREATIONAL BOATS IN KY-3

TOTAL BOATS* **16,753**

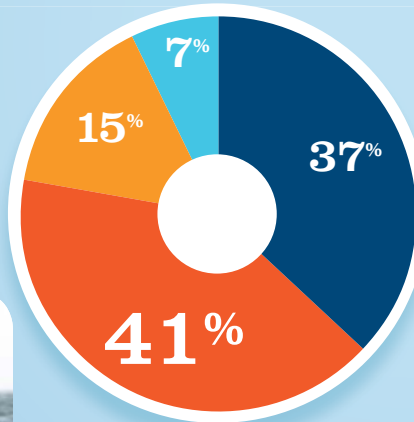
REGISTERED BOATS	16,753
Power boats	14,055
PWCs	2,019
Sailboats	243
Other Boats	436
HOUSEHOLDS PER BOAT	18.1



* Total boats are registered boats as reported by states to the USCG.

RECREATIONAL BOATING CREATES JOBS IN KY-3

TOTAL BOATING JOBS	109
Boat Building	8
Motor / Engine Mfg.	-
Accessory / Supplies Mfg.	16
Dealers / Wholesalers	45
Boat Services	40

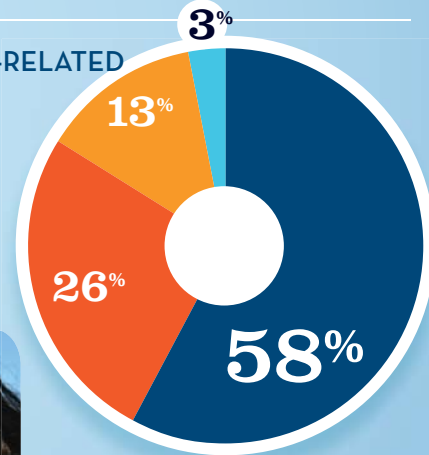


BOAT BUILDING 7%
MOTOR/ENG. MFG. + 0%
ACC./SUPPLIES MFG. 15%
DLRS/WHOLESALERS 41%
BOAT SERVICES 37%



RECREATIONAL BOATING-RELATED BUSINESSES IN KY-3

TOTAL BUSINESSES	31
Boat Building	1
Motor / Engine Mfg.	-
Accessory / Supplies Mfg.	4
Dealers / Wholesalers	8
Boat Services	18

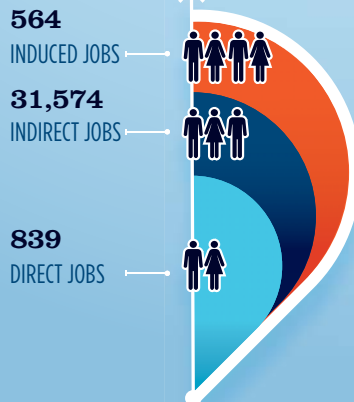


BOAT BUILDING 3%
MOTOR/ENG. MFG. + 0%
ACC./SUPPLIES MFG. 13%
DLRS/WHOLESALERS 26%
BOAT SERVICES 58%



ESTIMATED JOBS IMPACT OF RECREATIONAL BOATING-RELATED SPENDING IN KY-3

EST. TOTAL JOBS	32,977
EST. TOTAL LABOR INCOME	\$71.7 MILLIONS
Est. Direct Income	\$29.5
Est. Indirect Income	\$17.5
Est. Induced Income	\$24.7



RECREATIONAL BOATING INDUSTRY SALES IN KY-3

Boat Building	\$2.1 MILLION
Motor / Engine Mfg.	\$0.0 MILLION
Accessory / Supplies Mfg.	\$3.0 MILLION
TOTAL MFG. SALES	\$5.1 MILLION
Dealers / Wholesalers	\$23.4 MILLION
Boat Services	\$15.3 MILLION
TOTAL RETAIL & SERVICES SALES	\$38.7 MILLION

BOAT BUILDING 3%
MOTOR/ENG. MFG. 0%
ACC./SUPPLIES MFG. 13%
DLRS/WHOLESALERS 26%
BOAT SERVICES 58%

Source: NMMMA's Center of Knowledge; Recreational Marine Research Center at Michigan State University



National Marine Manufacturers Association

nmma.org

ECONOMIC SIGNIFICANCE OF RECREATIONAL BOATING IN KENTUCKY

CONGRESSIONAL DISTRICT 5

Number of Recreational Boats*	30,651
Recreational Boating Industry Businesses	83
Total Jobs	2,722
Annual Recreational Boating-Related Spending	\$145.5 MILLION

TOTAL ANNUAL ECONOMIC IMPACT OF RECREATIONAL BOATING:


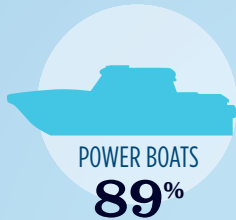
\$344.8 MILLION



RECREATIONAL BOATS IN KY-5

TOTAL BOATS* ▶ **30,651**

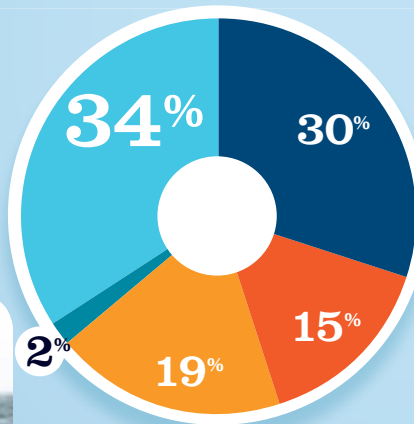
REGISTERED BOATS	30,651
Power boats	27,161
PWCs	2,277
Sailboats	143
Other Boats	1,070
HOUSEHOLDS PER BOAT	9.4



* Total boats are registered boats as reported by states to the USCG.

RECREATIONAL BOATING CREATES JOBS IN KY-5

TOTAL BOATING JOBS	▶ 1,271
Boat Building	427
Motor / Engine Mfgr.	25
Accessory / Supplies Mfgr.	241
Dealers / Wholesalers	192
Boat Services	386

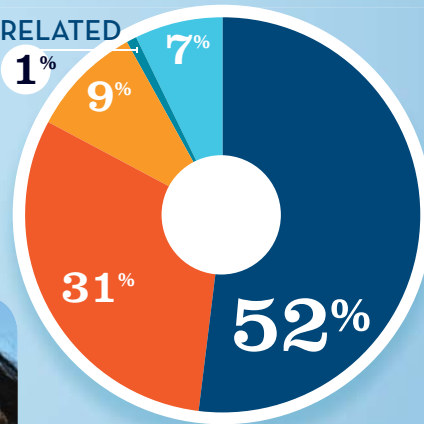


BOAT BUILDING
MOTOR/ENG. MFG.
ACC./SUPPLIES MFG.
DLRS/WHOLESALERS
BOAT SERVICES



RECREATIONAL BOATING-RELATED BUSINESSES IN KY-5

TOTAL BUSINESSES	83
Boat Building	6
Motor / Engine Mfgr.A	1
Accessory / Supplies Mfgr.	7
Dealers / Wholesalers	26
Boat Services	43

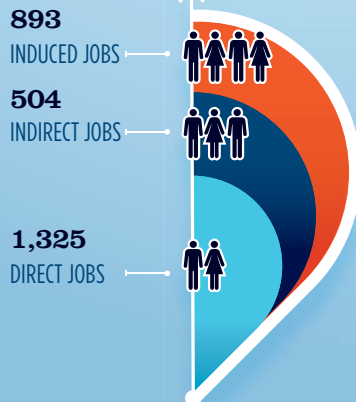


BOAT BUILDING
MOTOR/ENG. MFG.
ACC./SUPPLIES MFG.
DLRS/WHOLESALERS
BOAT SERVICES



ESTIMATED JOBS IMPACT OF RECREATIONAL BOATING-RELATED SPENDING IN KY-5

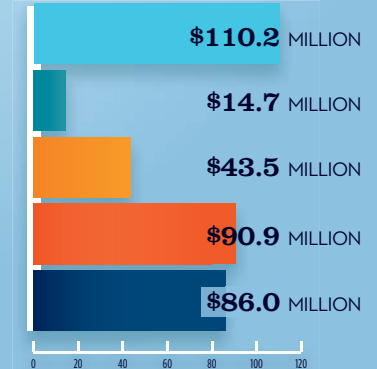
EST. TOTAL JOBS	▶ 2,722
EST. TOTAL LABOR INCOME	\$113.5 MILLIONS
Est. Direct Income	\$46.3
Est. Indirect Income	\$28.1
Est. Induced Income	\$39.1



RECREATIONAL BOATING INDUSTRY SALES IN KY-5

Boat Building	\$110.2
Motor / Engine Mfgr.	\$14.7
Accessory / Supplies Mfgr.	\$43.5
TOTAL MFG. SALES	\$168.4
Dealers / Wholesalers	\$90.9
Boat Services	\$86.0
TOTAL RETAIL & SERVICES SALES	\$176.9

BOAT BUILDING
MOTOR/ENG. MFG.
ACC./SUPPLIES MFG.
DLRS/WHOLESALERS
BOAT SERVICES



Source: NMMMA's Center of Knowledge; Recreational Marine Research Center at Michigan State University



National Marine Manufacturers Association

nmma.org

ECONOMIC SIGNIFICANCE OF RECREATIONAL BOATING IN MISSOURI



TOTAL ANNUAL ECONOMIC IMPACT OF RECREATIONAL BOATING:

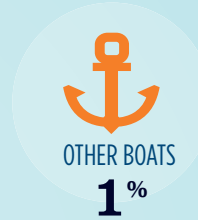

\$3.05 MILLION

Number of Recreational Boats*	290,217
Recreational Boating Industry Businesses	726
Total Jobs	23,976
Annual Recreational Boating-Related Spending	\$1.3 BILLION

RECREATIONAL BOATS IN MISSOURI

TOTAL BOATS* ▶ 290,217

REGISTERED BOATS	290,217
Power boats	242,273
PWCs	42,163
Sailboats	3,511
Other Boats	2,270
HOUSEHOLDS PER BOAT	8.2

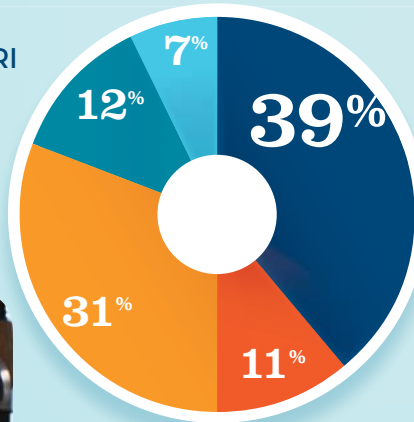


* Total boats are registered boats as reported by states to the USCG.

RECREATIONAL BOATING CREATES JOBS IN MISSOURI

TOTAL BOATING JOBS ▶ 10,000

Boat Building	680
Motor / Engine Mfgr.	1,234
Accessory / Supplies Mfgr.	3,134
Dealers / Wholesalers	1,046
Boat Services	3,906



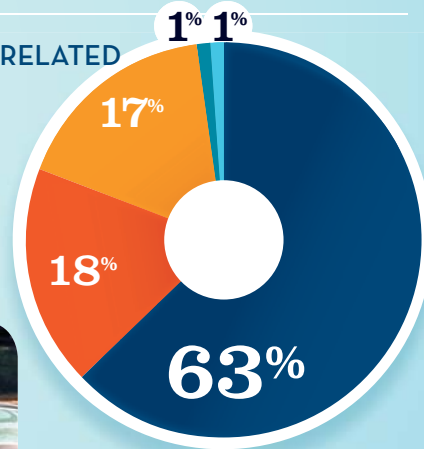
● BOAT BUILDING
● MOTOR/ENG. MFGR.
● ACC./SUPPLIES MFGR.
● DLRS/WHOLESALEERS
● BOAT SERVICES



RECREATIONAL BOATING-RELATED BUSINESSES IN MISSOURI

TOTAL BUSINESSES ▶ 726

Boat Building	9
Motor / Engine Mfgr.	4
Accessory / Supplies Mfgr.	121
Dealers / Wholesalers	132
Boat Services	460



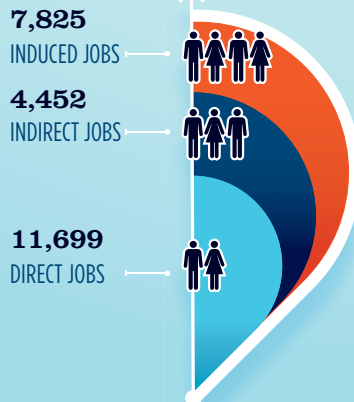
● BOAT BUILDING
● MOTOR/ENG. MFGR.
● ACC./SUPPLIES MFGR.
● DLRS/WHOLESALEERS
● BOAT SERVICES



ESTIMATED JOBS IMPACT OF RECREATIONAL BOATING-RELATED SPENDING IN MISSOURI

EST. TOTAL JOBS ▶ 23,976

EST. TOTAL LABOR INCOME	\$994.6 MILLIONS
Est. Direct Income	\$402.9
Est. Indirect Income	\$249.2
Est. Induced Income	\$342.5



RECREATIONAL BOATING INDUSTRY SALES IN MISSOURI

Boat Building	\$110.9	\$110.9 MILLION
Motor / Engine Mfgr.	\$719.1	\$719.1 MILLION
Accessory / Supplies Mfgr.	\$477.5	\$477.6 MILLION
TOTAL MFGR. SALES	\$1,307.6	
Dealers / Wholesalers	\$495.6	\$495.6 MILLION
Boat Services	\$742.8	\$742.8 MILLION
TOTAL RETAIL & SERVICES SALES	\$1,238.4	

● BOAT BUILDING
● MOTOR/ENG. MFGR.
● ACC./SUPPLIES MFGR.
● DLRS/WHOLESALEERS
● BOAT SERVICES

Source: NMMMA's Center of Knowledge; Recreational Marine Research Center at Michigan State University



National Marine Manufacturers Association

nmma.org

ECONOMIC SIGNIFICANCE OF RECREATIONAL BOATING IN MISSOURI

CONGRESSIONAL DISTRICT 2

Number of Recreational Boats*	24,534
Recreational Boating Industry Businesses	23
Total Jobs	2,175
Annual Recreational Boating-Related Spending	\$115.9 MILLION

TOTAL ANNUAL ECONOMIC IMPACT OF RECREATIONAL BOATING:



\$274.3 MILLION



RECREATIONAL BOATS IN MO-2

TOTAL BOATS* ▶ 24,534

REGISTERED BOATS	24,534
Power boats	17,900
PWCs	5,868
Sailboats	756
Other Boats	10
HOUSEHOLDS PER BOAT	12.2

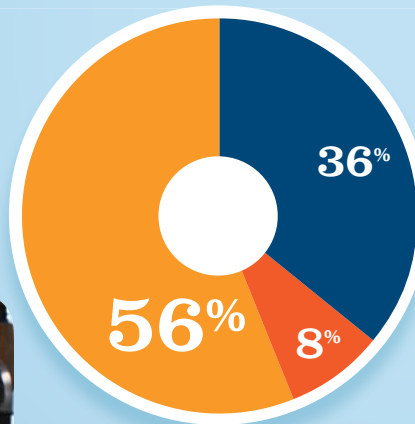


* Total boats are registered boats as reported by states to the USCG.

RECREATIONAL BOATING CREATES JOBS IN MO-2

TOTAL BOATING JOBS ▶ 227

Boat Building	-
Motor / Engine Mfgr.	-
Accessory / Supplies Mfgr.	127
Dealers / Wholesalers	18
Boat Services	82

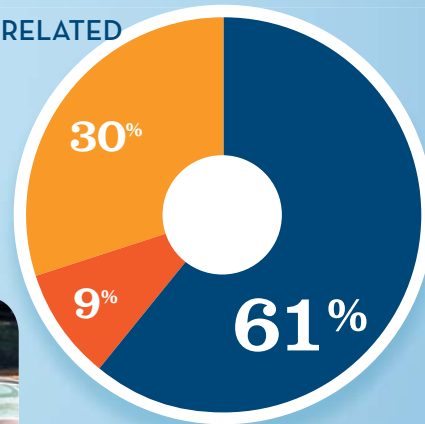


BOAT BUILDING † 36%
MOTOR/ENG. MFGR. † 8%
ACC./SUPPLIES MFGR. 56%
DLRS/WHOLESALERS 0%
BOAT SERVICES

RECREATIONAL BOATING-RELATED BUSINESSES IN MO-2

TOTAL BUSINESSES ▶ 23

Boat Building	-
Motor / Engine Mfgr.	-
Accessory / Supplies Mfgr.	7
Dealers / Wholesalers	2
Boat Services	14



BOAT BUILDING † 30%
MOTOR/ENG. MFGR. † 9%
ACC./SUPPLIES MFGR. 61%
DLRS/WHOLESALERS 0%
BOAT SERVICES

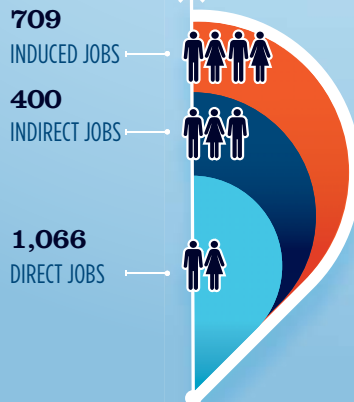


ESTIMATED JOBS IMPACT OF RECREATIONAL BOATING-RELATED SPENDING IN MO-2

EST. TOTAL JOBS ▶ 2,175

EST. TOTAL LABOR INCOME ▶ \$90.1 MILLIONS

Est. Direct Income	\$36.8
Est. Indirect Income	\$22.3
Est. Induced Income	\$31.0



RECREATIONAL BOATING INDUSTRY SALES IN MO-2

Boat Building	\$0.0	\$0.0 MILLION
Motor / Engine Mfgr.	\$0.0	\$0.0 MILLION
Accessory / Supplies Mfgr.	\$27.2	\$27.2 MILLION
TOTAL MFG. SALES	\$27.2	
Dealers / Wholesalers	\$8.5	\$8.5 MILLION
Boat Services	\$32.1	\$32.1 MILLION
TOTAL RETAIL & SERVICES SALES	\$40.6	

BOAT BUILDING
MOTOR/ENG. MFGR.
ACC./SUPPLIES MFGR.
DLRS/WHOLESALERS
BOAT SERVICES

Source: NMMMA's Center of Knowledge; Recreational Marine Research Center at Michigan State University



National Marine Manufacturers Association

nmma.org

ECONOMIC SIGNIFICANCE OF RECREATIONAL BOATING IN MISSOURI

CONGRESSIONAL DISTRICT 3

Number of Recreational Boats*	51,699
Recreational Boating Industry Businesses	258
Total Jobs	4,640
Annual Recreational Boating-Related Spending	\$249.1 MILLION



TOTAL ANNUAL ECONOMIC IMPACT OF RECREATIONAL BOATING:

\$588.5 MILLION

RECREATIONAL BOATS IN MO-3

TOTAL BOATS* ▶ 51,699

REGISTERED BOATS	51,699
Power boats	42,202
PWCs	9,087
Sailboats	400
Other Boats	10
HOUSEHOLDS PER BOAT	5.6

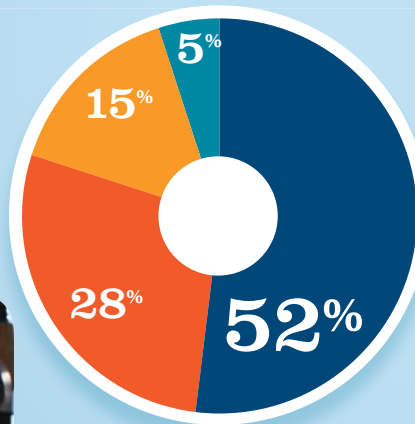


* Total boats are registered boats as reported by states to the USCG.

RECREATIONAL BOATING CREATES JOBS IN MO-3

TOTAL BOATING JOBS ▶ 2,040

Boat Building	-
Motor / Engine Mfgr.	100
Accessory / Supplies Mfgr.	305
Dealers / Wholesalers	573
Boat Services	1,062

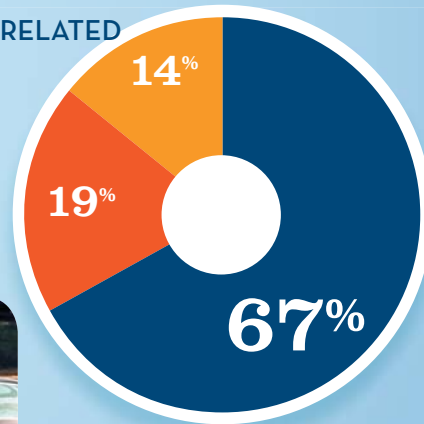


BOAT BUILDING †
MOTOR/ENG. MFGR.
ACC./SUPPLIES MFGR.
DLRS/WHOLESALERS
BOAT SERVICES † 0%

RECREATIONAL BOATING-RELATED BUSINESSES IN MO-3

TOTAL BUSINESSES ▶ 258

Boat Building	-
Motor / Engine Mfgr.	1
Accessory / Supplies Mfgr.	35
Dealers / Wholesalers	49
Boat Services	173



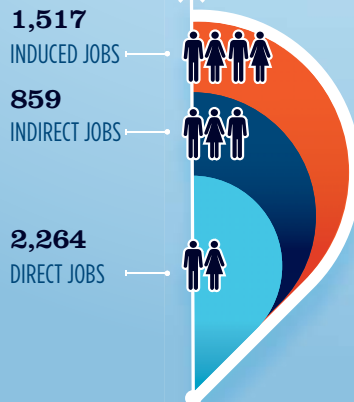
BOAT BUILDING †
MOTOR/ENG. MFGR. †
ACC./SUPPLIES MFGR.
DLRS/WHOLESALERS
BOAT SERVICES † 0%

ESTIMATED JOBS IMPACT OF RECREATIONAL BOATING-RELATED SPENDING IN MO-3

EST. TOTAL JOBS ▶ 4,640

EST. TOTAL LABOR INCOME ▶ \$192.8 MILLIONS

Est. Direct Income	\$78.4
Est. Indirect Income	\$48.0
Est. Induced Income	\$66.4



RECREATIONAL BOATING INDUSTRY SALES IN MO-3

Boat Building	\$0.0	\$0.0 MILLION
Motor / Engine Mfgr.	\$58.8	\$58.8 MILLION
Accessory / Supplies Mfgr.	\$63.2	\$63.2 MILLION
TOTAL MFG. SALES	\$122.0	
Dealers / Wholesalers	\$271.6	\$271.6 MILLION
Boat Services	\$216.1	\$216.1 MILLION
TOTAL RETAIL & SERVICES SALES	\$487.7	

BOAT BUILDING
MOTOR/ENG. MFGR.
ACC./SUPPLIES MFGR.
DLRS/WHOLESALERS
BOAT SERVICES

Source: NMMMA's Center of Knowledge; Recreational Marine Research Center at Michigan State University



National Marine Manufacturers Association

nmma.org

ECONOMIC SIGNIFICANCE OF RECREATIONAL BOATING IN MISSOURI

CONGRESSIONAL DISTRICT 4

Number of Recreational Boats*	52,876
Recreational Boating Industry Businesses	146
Total Jobs	4,434
Annual Recreational Boating-Related Spending	\$239.3 MILLION

TOTAL ANNUAL ECONOMIC IMPACT OF RECREATIONAL BOATING:



\$563.9

 MILLION

RECREATIONAL BOATS IN MO-4

TOTAL BOATS* ▶ **52,876**

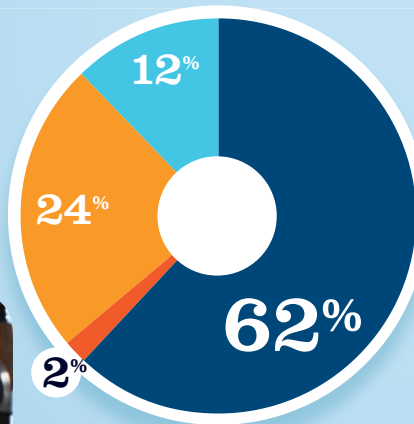
REGISTERED BOATS	52,876
Power boats	44,547
PWCs	7,873
Sailboats	439
Other Boats	17
HOUSEHOLDS PER BOAT	5.5



* Total boats are registered boats as reported by states to the USCG.

RECREATIONAL BOATING CREATES JOBS IN MO-4

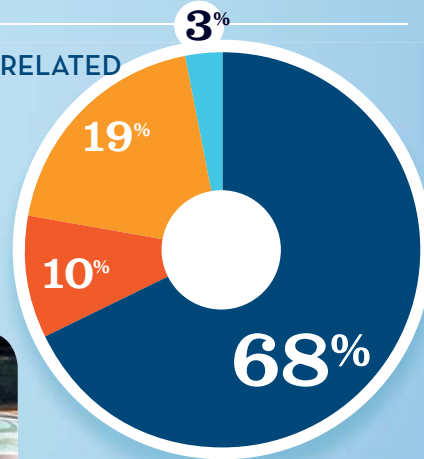
TOTAL BOATING JOBS	▶ 3,181
Boat Building	394
Motor / Engine Mfgr.	-
Accessory / Supplies Mfgr.	748
Dealers / Wholesalers	73
Boat Services	1,966



● BOAT BUILDING ● DLRS/WHOLESALERS
● MOTOR/ENG. MFGR. † ● BOAT SERVICES
● ACC./SUPPLIES MFGR. † 0%

RECREATIONAL BOATING-RELATED BUSINESSES IN MO-4

TOTAL BUSINESSES	▶ 146
Boat Building	4
Motor / Engine Mfgr.	-
Accessory / Supplies Mfgr.	28
Dealers / Wholesalers	14
Boat Services	100

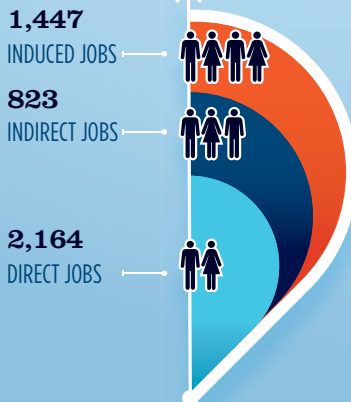


● BOAT BUILDING ● DLRS/WHOLESALERS
● MOTOR/ENG. MFGR. † ● BOAT SERVICES
● ACC./SUPPLIES MFGR. † 0%



ESTIMATED JOBS IMPACT OF RECREATIONAL BOATING-RELATED SPENDING IN MO-4

EST. TOTAL JOBS	▶ 4,434
EST. TOTAL LABOR INCOME	\$184.0 MILLIONS
Est. Direct Income	\$74.5
Est. Indirect Income	\$46.1
Est. Induced Income	\$63.4



RECREATIONAL BOATING INDUSTRY SALES IN MO-4

Boat Building	\$101.7	MILLION
Motor / Engine Mfgr.	\$0.0	MILLION
Accessory / Supplies Mfgr.	\$169.0	MILLION
TOTAL MFGR. SALES	▶ \$270.7	
Dealers / Wholesalers	\$34.4	MILLION
Boat Services	\$336.7	MILLION
TOTAL RETAIL & SERVICES SALES	▶ \$371.1	

● BOAT BUILDING ● DLRS/WHOLESALERS
● MOTOR/ENG. MFGR. ● BOAT SERVICES
● ACC./SUPPLIES MFGR.

Source: NMMMA's Center of Knowledge; Recreational Marine Research Center at Michigan State University



National Marine Manufacturers Association

nmma.org

ECONOMIC SIGNIFICANCE OF RECREATIONAL BOATING IN MISSOURI

CONGRESSIONAL DISTRICT 6

Number of Recreational Boats*	35,835
Recreational Boating Industry Businesses	37
Total Jobs	2,819
Annual Recreational Boating-Related Spending	\$152.8 MILLION

TOTAL ANNUAL ECONOMIC IMPACT OF RECREATIONAL BOATING:



\$359.1 MILLION



RECREATIONAL BOATS IN MO-6

TOTAL BOATS* ▶ 35,835

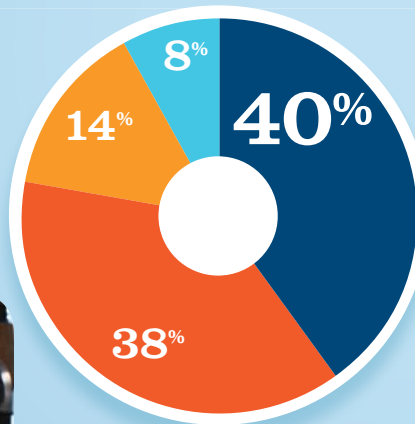
REGISTERED BOATS	35,835
Power boats	30,309
PWCs	5,091
Sailboats	423
Other Boats	12
HOUSEHOLDS PER BOAT	7.6



* Total boats are registered boats as reported by states to the USCG.

RECREATIONAL BOATING CREATES JOBS IN MO-6

TOTAL BOATING JOBS	▶ 191
Boat Building	15
Motor / Engine Mfgr.	-
Accessory / Supplies Mfgr.	26
Dealers / Wholesalers	73
Boat Services	77

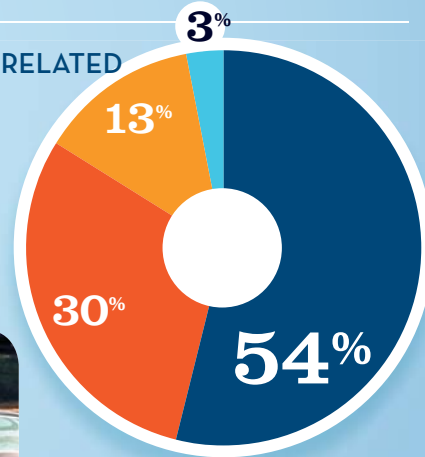


● BOAT BUILDING ● DLRS/WHOLESALERS
● MOTOR/ENG. MFGR. † ● BOAT SERVICES
● ACC./SUPPLIES MFGR. † 0%



RECREATIONAL BOATING-RELATED BUSINESSES IN MO-6

TOTAL BUSINESSES	▶ 37
Boat Building	1
Motor / Engine Mfgr.	-
Accessory / Supplies Mfgr.	5
Dealers / Wholesalers	11
Boat Services	20

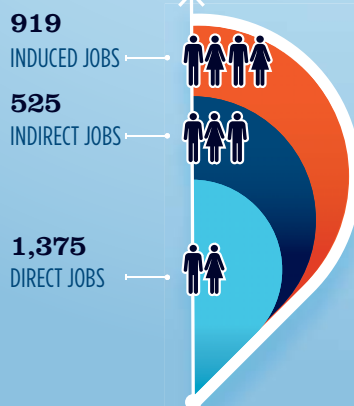


● BOAT BUILDING ● DLRS/WHOLESALERS
● MOTOR/ENG. MFGR. † ● BOAT SERVICES
● ACC./SUPPLIES MFGR. † 0%



ESTIMATED JOBS IMPACT OF RECREATIONAL BOATING-RELATED SPENDING IN MO-6

EST. TOTAL JOBS	▶ 2,819
EST. TOTAL LABOR INCOME	▶ \$116.8 MILLIONS
Est. Direct Income	\$47.2
Est. Indirect Income	\$29.4
Est. Induced Income	\$40.2



RECREATIONAL BOATING INDUSTRY SALES IN MO-6

Boat Building	\$3.9 MILLION
Motor / Engine Mfgr.	\$0.0 MILLION
Accessory / Supplies Mfgr.	\$5.5 MILLION
TOTAL MFG. SALES	▶ \$9.4
Dealers / Wholesalers	\$34.4 MILLION
Boat Services	\$14.7 MILLION
TOTAL RETAIL & SERVICES SALES	▶ \$49.1

● BOAT BUILDING ● DLRS/WHOLESALERS
● MOTOR/ENG. MFGR. ● BOAT SERVICES
● ACC./SUPPLIES MFGR.

Source: NMMMA's Center of Knowledge; Recreational Marine Research Center at Michigan State University



National Marine Manufacturers Association

nmma.org

ECONOMIC SIGNIFICANCE OF RECREATIONAL BOATING IN MISSOURI

CONGRESSIONAL DISTRICT 7

Number of Recreational Boats*	48,183
Recreational Boating Industry Businesses	139
Total Jobs	4,066
Annual Recreational Boating-Related Spending	\$219.6 MILLION

TOTAL ANNUAL ECONOMIC IMPACT OF RECREATIONAL BOATING:



\$517.4

 MILLION

RECREATIONAL BOATS IN MO-7

TOTAL BOATS* **48,183**

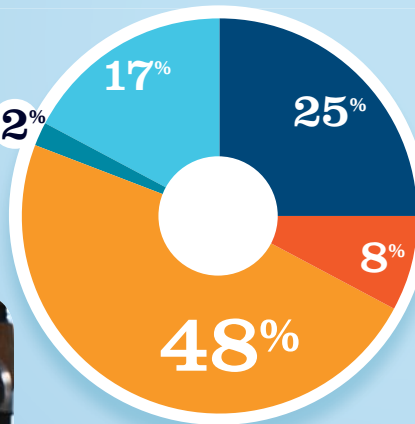
REGISTERED BOATS	48,183
Power boats	41,352
PWCs	6,272
Sailboats	543
Other Boats	16
HOUSEHOLDS PER BOAT	6.2



* Total boats are registered boats as reported by states to the USCG.

RECREATIONAL BOATING CREATES JOBS IN MO-7

TOTAL BOATING JOBS	1,531
Boat Building	263
Motor / Engine Mfgr.	34
Accessory / Supplies Mfgr.	737
Dealers / Wholesalers	121
Boat Services	376

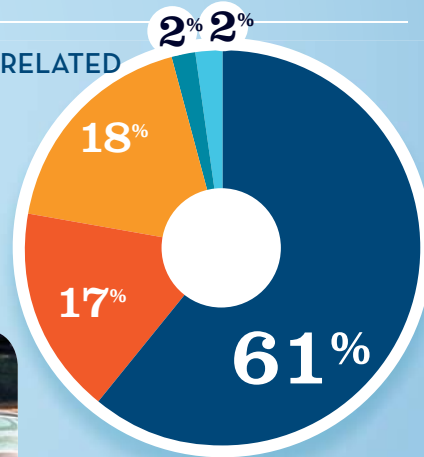


● BOAT BUILDING ● DLRS/WHOLESALERS
● MOTOR/ENG. MFGR. ● BOAT SERVICES
● ACC./SUPPLIES MFGR.



RECREATIONAL BOATING-RELATED BUSINESSES IN MO-7

TOTAL BUSINESSES	139
Boat Building	3
Motor / Engine Mfgr.	2
Accessory / Supplies Mfgr.	25
Dealers / Wholesalers	24
Boat Services	85

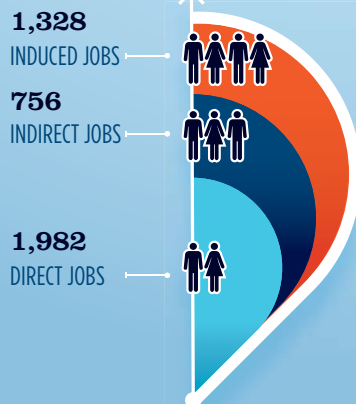


● BOAT BUILDING ● DLRS/WHOLESALERS
● MOTOR/ENG. MFGR. ● BOAT SERVICES
● ACC./SUPPLIES MFGR.



ESTIMATED JOBS IMPACT OF RECREATIONAL BOATING-RELATED SPENDING IN MO-7

EST. TOTAL JOBS	4,066
EST. TOTAL LABOR INCOME	\$168.8 MILLIONS
Est. Direct Income	\$68.4
Est. Indirect Income	\$42.3
Est. Induced Income	\$58.1



RECREATIONAL BOATING INDUSTRY SALES IN MO-7

Boat Building	\$3.4	\$3.4 MILLION
Motor / Engine Mfgr.	\$13.5	
Accessory / Supplies Mfgr.	\$168.8	\$168.8 MILLION
TOTAL MFG. SALES	\$185.7	
Dealers / Wholesalers	\$57.0	
Boat Services	\$71.0	\$71.0 MILLION
TOTAL RETAIL & SERVICES SALES	\$128.0	

● BOAT BUILDING ● DLRS/WHOLESALERS
● MOTOR/ENG. MFGR. ● BOAT SERVICES
● ACC./SUPPLIES MFGR.

Source: NMMMA's Center of Knowledge; Recreational Marine Research Center at Michigan State University



National Marine Manufacturers Association

nmma.org

ECONOMIC SIGNIFICANCE OF RECREATIONAL BOATING IN MISSOURI

CONGRESSIONAL DISTRICT 8

Number of Recreational Boats*	45,674
Recreational Boating Industry Businesses	78
Total Jobs	3,423
Annual Recreational Boating-Related Spending	\$187.1 MILLION



TOTAL ANNUAL ECONOMIC IMPACT OF RECREATIONAL BOATING:


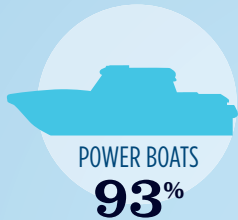
\$438.7 MILLION

RECREATIONAL BOATS IN MO-8

TOTAL BOATS* **▶ 45,674**

REGISTERED BOATS	45,674
Power boats	42,312
PWCs	3,120
Sailboats	217
Other Boats	25

HOUSEHOLDS PER BOAT **▶ 6.5**

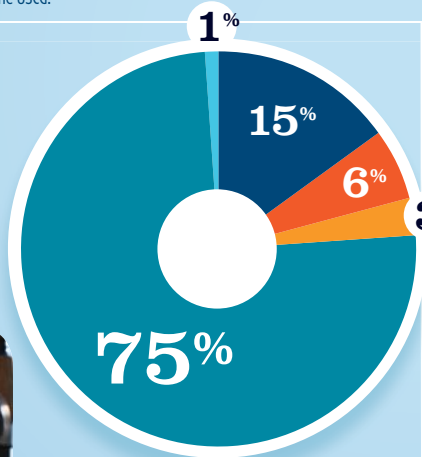


* Total boats are registered boats as reported by states to the USCG.

RECREATIONAL BOATING CREATES JOBS IN MO-8

TOTAL BOATING JOBS **▶ 1,462**

Boat Building	8
Motor / Engine Mfgr.	1,100
Accessory / Supplies Mfgr.	51
Dealers / Wholesalers	83
Boat Services	220

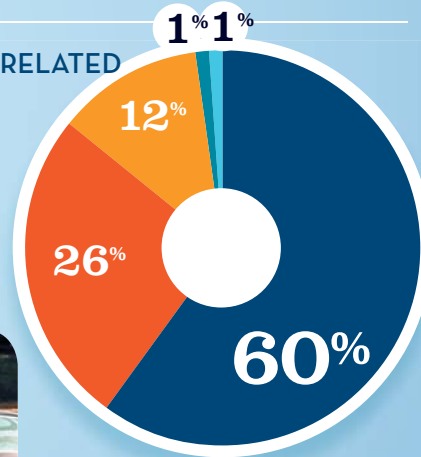


BOAT BUILDING
MOTOR/ENG. MFGR.
ACC./SUPPLIES MFGR.
DLRS/WHOLESALERS
BOAT SERVICES

RECREATIONAL BOATING-RELATED BUSINESSES IN MO-8

TOTAL BUSINESSES **▶ 78**

Boat Building	1
Motor / Engine Mfgr.	1
Accessory / Supplies Mfgr.	9
Dealers / Wholesalers	20
Boat Services	47



BOAT BUILDING
MOTOR/ENG. MFGR.
ACC./SUPPLIES MFGR.
DLRS/WHOLESALERS
BOAT SERVICES

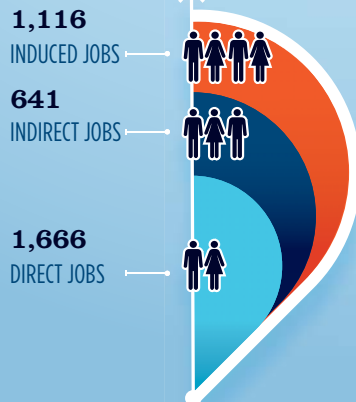


ESTIMATED JOBS IMPACT OF RECREATIONAL BOATING-RELATED SPENDING IN MO-8

EST. TOTAL JOBS **▶ 3,423**

EST. TOTAL LABOR INCOME **▶ \$141.9** MILLIONS

Est. Direct Income	\$57.0
Est. Indirect Income	\$36.0
Est. Induced Income	\$48.9

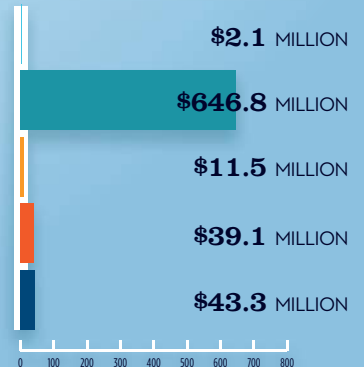


RECREATIONAL BOATING INDUSTRY SALES IN MO-8

Boat Building	\$2.1
Motor / Engine Mfgr.	\$646.8
Accessory / Supplies Mfgr.	\$11.5
TOTAL MFGR. SALES	▶ \$660.4

Dealers / Wholesalers	\$39.1
Boat Services	\$43.3
TOTAL RETAIL & SERVICES SALES	▶ \$82.4

BOAT BUILDING
MOTOR/ENG. MFGR.
ACC./SUPPLIES MFGR.
DLRS/WHOLESALERS
BOAT SERVICES



Source: NMMMA's Center of Knowledge; Recreational Marine Research Center at Michigan State University



National Marine Manufacturers Association

nmma.org

ECONOMIC SIGNIFICANCE OF RECREATIONAL BOATING IN MONTANA



TOTAL ANNUAL ECONOMIC IMPACT OF RECREATIONAL BOATING:

\$362.2 MILLION

Number of Recreational Boats*	39,265
Recreational Boating Industry Businesses	165
Total Jobs	2,843
Annual Recreational Boating-Related Spending	\$154.3 BILLION


RECREATIONAL BOATS IN MONTANA

TOTAL BOATS* ▶ **39,265**

REGISTERED BOATS 39,265

Power boats	33,018
PWCs	5,028
Sailboats	623
Other Boats	596

HOUSEHOLDS PER BOAT 10.5

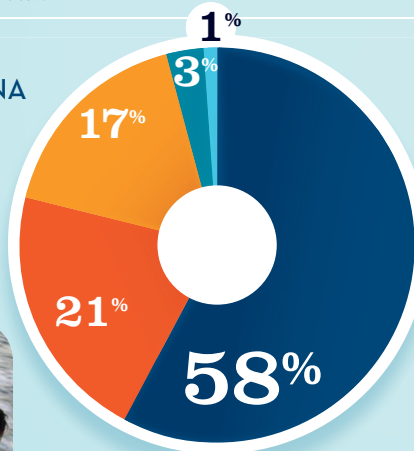


* Total boats are registered boats as reported by states to the USCG.

RECREATIONAL BOATING CREATES JOBS IN MONTANA

TOTAL BOATING JOBS ▶ **946**

Boat Building	8
Motor / Engine Mfgr.	31
Accessory / Supplies Mfgr.	156
Dealers / Wholesalers	200
Boat Services	551



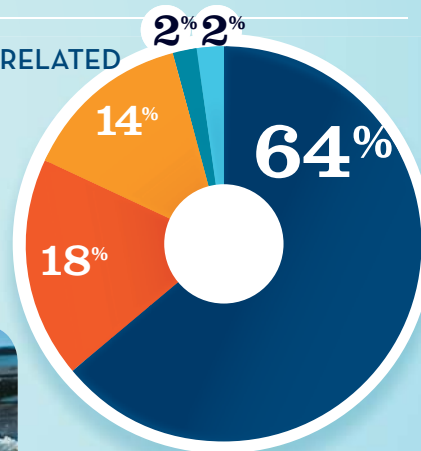
● BOAT BUILDING
● MOTOR/ENG. MFGR.
● ACC./SUPPLIES MFGR.
● DLRS/WHOLESALEERS
● BOAT SERVICES



RECREATIONAL BOATING-RELATED BUSINESSES IN MONTANA

TOTAL BUSINESSES ▶ **165**

Boat Building	3
Motor / Engine Mfgr.	4
Accessory / Supplies Mfgr.	23
Dealers / Wholesalers	29
Boat Services	106



● BOAT BUILDING
● MOTOR/ENG. MFGR.
● ACC./SUPPLIES MFGR.
● DLRS/WHOLESALEERS
● BOAT SERVICES

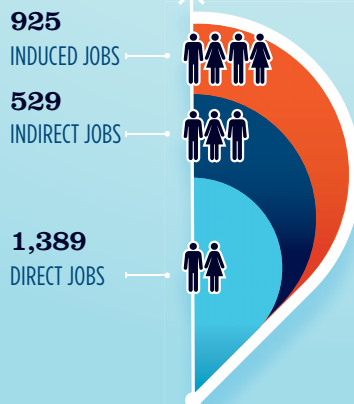


ESTIMATED JOBS IMPACT OF RECREATIONAL BOATING-RELATED SPENDING IN MONTANA

EST. TOTAL JOBS ▶ **2,843**

EST. TOTAL LABOR INCOME **\$117.6** MILLIONS

Est. Direct Income	\$47.4
Est. Indirect Income	\$29.7
Est. Induced Income	\$40.5



RECREATIONAL BOATING INDUSTRY SALES IN MONTANA

Boat Building	\$2.1	\$2.1 MILLION
Motor / Engine Mfgr.	\$18.2	\$18.2 MILLION
Accessory / Supplies Mfgr.	\$34.4	\$34.4 MILLION
TOTAL MFGR. SALES	\$54.7	
Dealers / Wholesalers	\$94.2	\$94.2 MILLION
Boat Services	\$143.5	\$143.5 MILLION
TOTAL RETAIL & SERVICES SALES	\$237.7	

● BOAT BUILDING
● MOTOR/ENG. MFGR.
● ACC./SUPPLIES MFGR.
● DLRS/WHOLESALEERS
● BOAT SERVICES

Source: NMMMA's Center of Knowledge; Recreational Marine Research Center at Michigan State University



National Marine Manufacturers Association

nmma.org

ECONOMIC SIGNIFICANCE OF RECREATIONAL BOATING IN NEBRASKA



TOTAL ANNUAL ECONOMIC IMPACT OF RECREATIONAL BOATING:

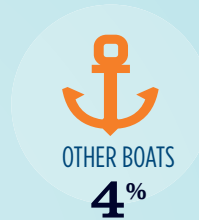

\$701.2 MILLION

Number of Recreational Boats*	78,943
Recreational Boating Industry Businesses	103
Total Jobs	5,467
Annual Recreational Boating-Related Spending	\$299.5 MILLION

RECREATIONAL BOATS IN NEBRASKA

TOTAL BOATS* ▶ **78,943**

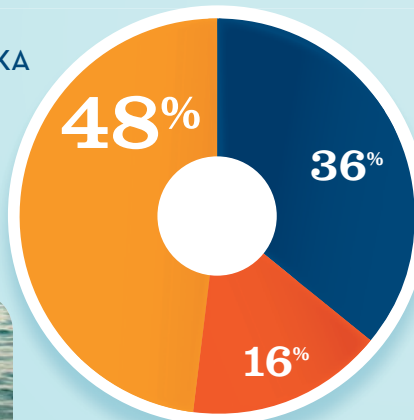
REGISTERED BOATS	78,943
Power boats	61,705
PWCs	13,411
Sailboats	629
Other Boats	3,198
HOUSEHOLDS PER BOAT	9.2



* Total boats are registered boats as reported by states to the USCG.

RECREATIONAL BOATING CREATES JOBS IN NEBRASKA

TOTAL BOATING JOBS	▶ 567
Boat Building	-
Motor / Engine Mfgr.	1
Accessory / Supplies Mfgr.	264
Dealers / Wholesalers	93
Boat Services	209

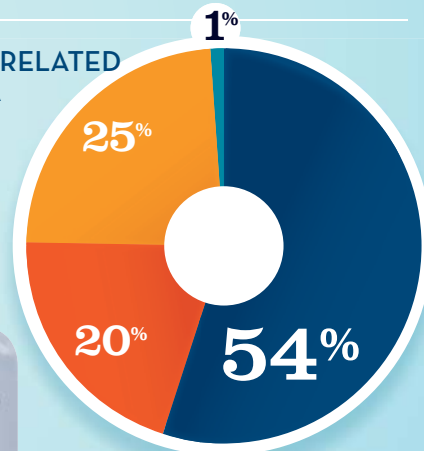


● BOAT BUILDING[†]
● DLRS/WHOLESALEERS
● MOTOR/ENG. MFGR.[‡]
● BOAT SERVICES
● ACC./SUPPLIES MFGR.



RECREATIONAL BOATING-RELATED BUSINESSES IN NEBRASKA

TOTAL BUSINESSES	▶ 103
Boat Building	-
Motor / Engine Mfgr.	1
Accessory / Supplies Mfgr.	26
Dealers / Wholesalers	21
Boat Services	55




● BOAT BUILDING[†]
● DLRS/WHOLESALEERS
● MOTOR/ENG. MFGR.
● ACC./SUPPLIES MFGR.



ESTIMATED JOBS IMPACT OF RECREATIONAL BOATING-RELATED SPENDING IN NEBRASKA

EST. TOTAL JOBS	▶ 5,467
EST. TOTAL LABOR INCOME	\$226.3 MILLIONS
Est. Direct Income	\$90.8
Est. Indirect Income	\$57.6
Est. Induced Income	\$77.9



RECREATIONAL BOATING INDUSTRY SALES IN NEBRASKA

Boat Building	\$0.0	\$0.0 MILLION
Motor / Engine Mfgr.	\$0.6	
Accessory / Supplies Mfgr.	\$67.6	\$0.6 MILLION
TOTAL MFGR. SALES	▶ \$68.2	
Dealers / Wholesalers	\$43.8	\$67.6 MILLION
Boat Services	\$55.4	\$43.8 MILLION
TOTAL RETAIL & SERVICES SALES	▶ \$99.2	\$55.4 MILLION

● BOAT BUILDING
 ● DLRS/WHOLESALEERS
● MOTOR/ENG. MFGR.
 ● BOAT SERVICES
● ACC./SUPPLIES MFGR.

Source: NMMMA's Center of Knowledge; Recreational Marine Research Center at Michigan State University



National Marine Manufacturers Association

nmma.org

ECONOMIC SIGNIFICANCE OF RECREATIONAL BOATING IN NEVADA



TOTAL ANNUAL ECONOMIC IMPACT OF RECREATIONAL BOATING:

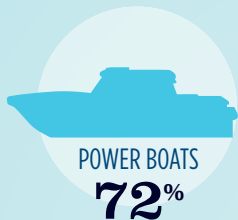
\$540.0 MILLION

Number of Recreational Boats*	50,424
Recreational Boating Industry Businesses	168
Total Jobs	4,307
Annual Recreational Boating-Related Spending	\$227.5 MILLION

RECREATIONAL BOATS IN NEVADA

TOTAL BOATS* ▶ **50,424**

REGISTERED BOATS	50,424
Power boats	36,461
PWCs	11,377
Sailboats	1,278
Other Boats	1,308
HOUSEHOLDS PER BOAT	20.2

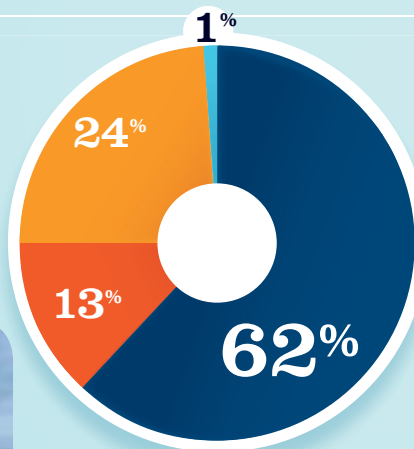


* Total boats are registered boats as reported by states to the USCG.

RECREATIONAL BOATING CREATES JOBS IN NEVADA

TOTAL BOATING JOBS ▶ **1,269**

Boat Building	9
Motor / Engine Mfgr.	-
Accessory / Supplies Mfgr.	310
Dealers / Wholesalers	169
Boat Services	781



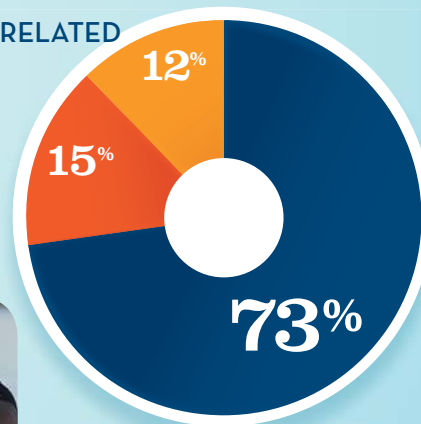
● BOAT BUILDING
● MOTOR/ENG. MFGR.†
● ACC./SUPPLIES MFGR.
● DLRS/WHOLESALEERS
● BOAT SERVICES
 † 0%



RECREATIONAL BOATING-RELATED BUSINESSES IN NEVADA

TOTAL BUSINESSES ▶ **168**

Boat Building	1
Motor / Engine Mfgr.	-
Accessory / Supplies Mfgr.	20
Dealers / Wholesalers	25
Boat Services	122



● BOAT BUILDING†
● MOTOR/ENG. MFGR.†
● ACC./SUPPLIES MFGR.
● DLRS/WHOLESALEERS
● BOAT SERVICES
 † 0%

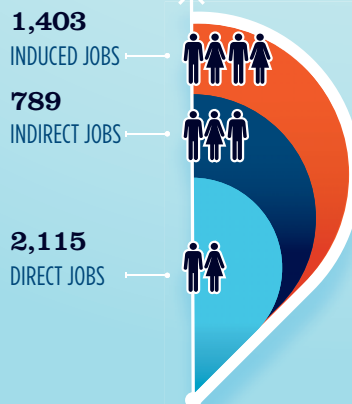


ESTIMATED JOBS IMPACT OF RECREATIONAL BOATING-RELATED SPENDING IN NEVADA

EST. TOTAL JOBS ▶ **4,307**

EST. TOTAL LABOR INCOME **\$178.4** MILLIONS

Est. Direct Income	\$73.1
Est. Indirect Income	\$43.9
Est. Induced Income	\$61.4



RECREATIONAL BOATING INDUSTRY SALES IN NEVADA

Boat Building	\$2.3	\$2.3 MILLION
Motor / Engine Mfgr.	\$0.0	\$0.0 MILLION
Accessory / Supplies Mfgr.	\$67.8	\$67.8 MILLION
TOTAL MFGR. SALES	\$70.1	
Dealers / Wholesalers	\$81.8	\$81.8 MILLION
Boat Services	\$172.7	\$172.7 MILLION
TOTAL RETAIL & SERVICES SALES	\$254.5	

● BOAT BUILDING
● MOTOR/ENG. MFGR.
● ACC./SUPPLIES MFGR.
● DLRS/WHOLESALEERS
● BOAT SERVICES

Source: NMMMA's Center of Knowledge; Recreational Marine Research Center at Michigan State University



National Marine Manufacturers Association

nmma.org

ECONOMIC SIGNIFICANCE OF RECREATIONAL BOATING IN NEW MEXICO



TOTAL ANNUAL ECONOMIC IMPACT OF RECREATIONAL BOATING:

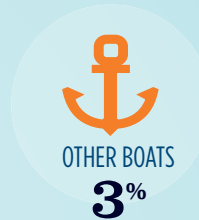

\$375.6 MILLION

Number of Recreational Boats*	39,580
Recreational Boating Industry Businesses	107
Total Jobs	2,966
Annual Recreational Boating-Related Spending	\$159.5 MILLION

RECREATIONAL BOATS IN NEW MEXICO

TOTAL BOATS* **39,580**

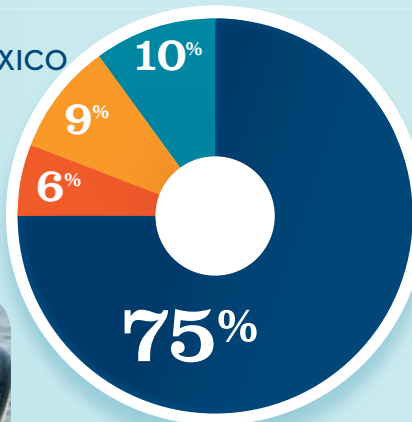
REGISTERED BOATS	39,580
Power boats	29,597
PWCs	7,617
Sailboats	1,347
Other Boats	1,019
HOUSEHOLDS PER BOAT	20.2



* Total boats are registered boats as reported by states to the USCG.

RECREATIONAL BOATING CREATES JOBS IN NEW MEXICO

TOTAL BOATING JOBS	697
Boat Building	-
Motor / Engine Mfgr.	70
Accessory / Supplies Mfgr.	59
Dealers / Wholesalers	45
Boat Services	523

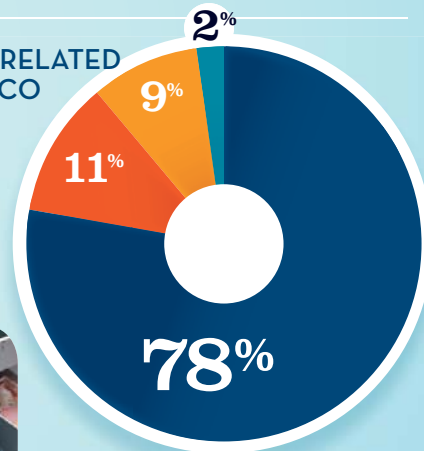


● BOAT BUILDING[†]
● DLRS/WHOLESALERS
 ● MOTOR/ENG. MFGR.
 ● BOAT SERVICES
 ● ACC./SUPPLIES MFGR.



RECREATIONAL BOATING-RELATED BUSINESSES IN NEW MEXICO

TOTAL BUSINESSES	107
Boat Building	-
Motor / Engine Mfgr.	2
Accessory / Supplies Mfgr.	10
Dealers / Wholesalers	12
Boat Services	83

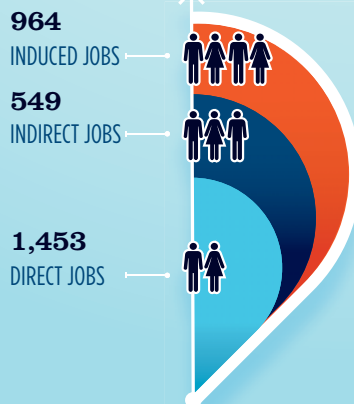


● BOAT BUILDING[†]
● DLRS/WHOLESALERS
 ● MOTOR/ENG. MFGR.
 ● BOAT SERVICES
 ● ACC./SUPPLIES MFGR.



ESTIMATED JOBS IMPACT OF RECREATIONAL BOATING-RELATED SPENDING IN NEW MEXICO

EST. TOTAL JOBS	2,966
EST. TOTAL LABOR INCOME (MILLIONS)	\$122.6
Est. Direct Income	\$49.7
Est. Indirect Income	\$30.7
Est. Induced Income	\$42.2



RECREATIONAL BOATING INDUSTRY SALES IN NEW MEXICO

Boat Building	\$0.0	\$0.0 MILLION
Motor / Engine Mfgr.	\$11.8	\$11.8 MILLION
Accessory / Supplies Mfgr.	\$13.6	\$13.6 MILLION
TOTAL MFGR. SALES	\$25.4	
Dealers / Wholesalers	\$21.2	\$21.2 MILLION
Boat Services	\$105.6	\$105.6 MILLION
TOTAL RETAIL & SERVICES SALES	\$126.8	

● BOAT BUILDING
 ● DLRS/WHOLESALERS
 ● MOTOR/ENG. MFGR.
 ● BOAT SERVICES
 ● ACC./SUPPLIES MFGR.

Source: NMMA's Center of Knowledge; Recreational Marine Research Center at Michigan State University



National Marine Manufacturers Association

nmma.org

ECONOMIC SIGNIFICANCE OF RECREATIONAL BOATING IN NORTH DAKOTA



TOTAL ANNUAL ECONOMIC IMPACT OF RECREATIONAL BOATING:

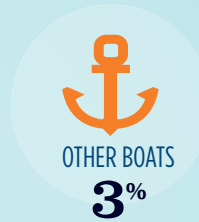

\$577.6 MILLION

Number of Recreational Boats*	64,086
Recreational Boating Industry Businesses	48
Total Jobs	4,491
Annual Recreational Boating-Related Spending	\$247.0 MILLION

RECREATIONAL BOATS IN NORTH DAKOTA

TOTAL BOATS* ▶ **64,086**

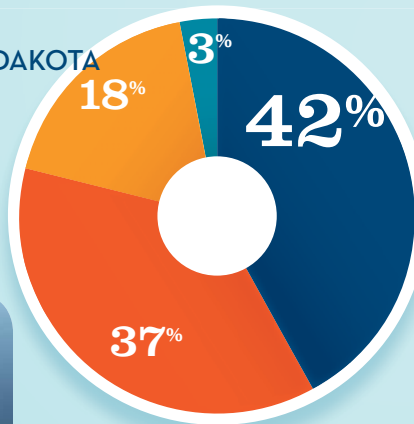
REGISTERED BOATS	64,086
Power boats	52,398
PWCs	9,362
Sailboats	476
Other Boats	1,850
HOUSEHOLDS PER BOAT	4.4



* Total boats are registered boats as reported by states to the USCG.

RECREATIONAL BOATING CREATES JOBS IN NORTH DAKOTA

TOTAL BOATING JOBS	▶ 468
Boat Building	-
Motor / Engine Mfgr.	15
Accessory / Supplies Mfgr.	85
Dealers / Wholesalers	170
Boat Services	198

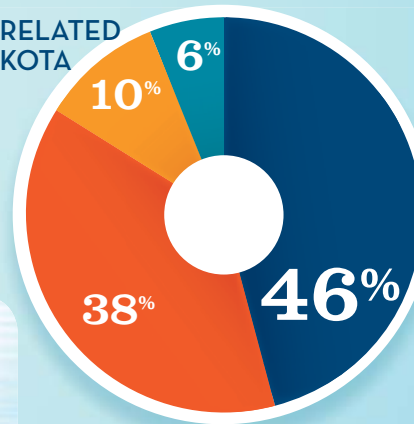


● BOAT BUILDING[†]
● DLRS/WHOLESALEERS
● MOTOR/ENG. MFGR.
 ● BOAT SERVICES
● ACC./SUPPLIES MFGR. † 0%



RECREATIONAL BOATING-RELATED BUSINESSES IN NORTH DAKOTA

TOTAL BUSINESSES	▶ 48
Boat Building	-
Motor / Engine Mfgr.	3
Accessory / Supplies Mfgr.	5
Dealers / Wholesalers	18
Boat Services	22

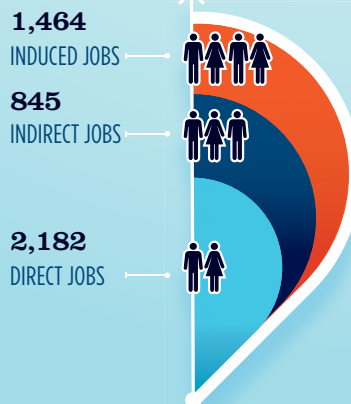


● BOAT BUILDING[†]
● DLRS/WHOLESALEERS
● MOTOR/ENG. MFGR.
 ● BOAT SERVICES
● ACC./SUPPLIES MFGR. † 0%



ESTIMATED JOBS IMPACT OF RECREATIONAL BOATING-RELATED SPENDING IN NORTH DAKOTA

EST. TOTAL JOBS	▶ 4,491
EST. TOTAL LABOR INCOME	\$186.1 MILLIONS
Est. Direct Income	\$74.5
Est. Indirect Income	\$47.5
Est. Induced Income	\$64.1



RECREATIONAL BOATING INDUSTRY SALES IN NORTH DAKOTA

Boat Building	\$0.0	\$0.0 MILLION
Motor / Engine Mfgr.	\$8.8	\$8.8 MILLION
Accessory / Supplies Mfgr.	\$19.0	\$19.0 MILLION
TOTAL MFGR. SALES	▶ \$27.8	
Dealers / Wholesalers	\$80.3	\$80.3 MILLION
Boat Services	\$47.2	\$47.2 MILLION
TOTAL RETAIL & SERVICES SALES	▶ \$127.5	

● BOAT BUILDING
 ● DLRS/WHOLESALEERS
● MOTOR/ENG. MFGR.
 ● BOAT SERVICES
● ACC./SUPPLIES MFGR.

Source: NMMA's Center of Knowledge; Recreational Marine Research Center at Michigan State University



National Marine Manufacturers Association

nmma.org

ECONOMIC SIGNIFICANCE OF RECREATIONAL BOATING IN OKLAHOMA



TOTAL ANNUAL ECONOMIC IMPACT OF RECREATIONAL BOATING:

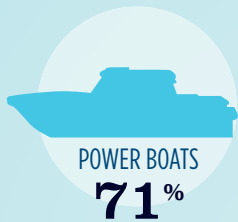
\$1.89 BILLION

Number of Recreational Boats*	210,918
Recreational Boating Industry Businesses	354
Total Jobs	14,904
Annual Recreational Boating-Related Spending	\$801.2 MILLION

RECREATIONAL BOATS IN OKLAHOMA

TOTAL BOATS* ▶ **210,918**

REGISTERED BOATS	210,918
Power boats	149,781
PWCs	28,961
Sailboats	3,534
Other Boats	28,642
HOUSEHOLDS PER BOAT	7.0

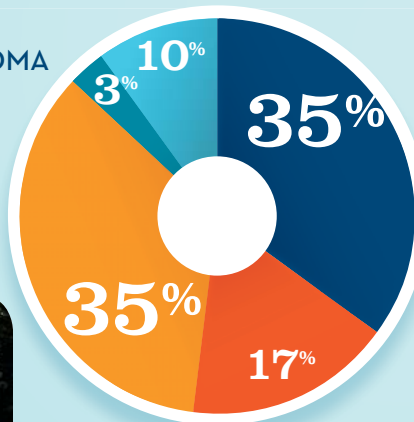


* Total boats are registered boats as reported by states to the USCG.

RECREATIONAL BOATING CREATES JOBS IN OKLAHOMA

TOTAL BOATING JOBS ▶ **2,468**

Boat Building	240
Motor / Engine Mfgr.	69
Accessory / Supplies Mfgr.	878
Dealers / Wholesalers	411
Boat Services	870



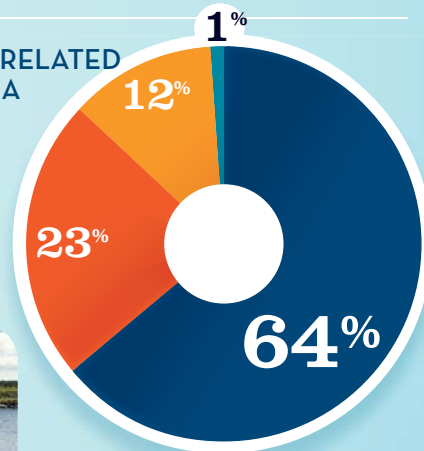
● BOAT BUILDING
● MOTOR/ENG. MFGR.
● ACC./SUPPLIES MFGR.
● DLRS/WHOLESALEERS
● BOAT SERVICES



RECREATIONAL BOATING-RELATED BUSINESSES IN OKLAHOMA

TOTAL BUSINESSES ▶ **354**

Boat Building	1
Motor / Engine Mfgr.	2
Accessory / Supplies Mfgr.	42
Dealers / Wholesalers	82
Boat Services	227



● BOAT BUILDING†
● MOTOR/ENG. MFGR.
● ACC./SUPPLIES MFGR.
● DLRS/WHOLESALEERS
● BOAT SERVICES

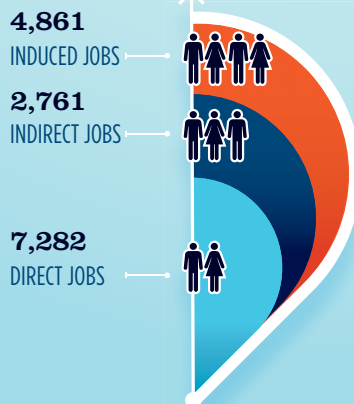


ESTIMATED JOBS IMPACT OF RECREATIONAL BOATING-RELATED SPENDING IN OKLAHOMA

EST. TOTAL JOBS ▶ **14,904**

EST. TOTAL LABOR INCOME ▶ **\$617.9** MILLIONS

Est. Direct Income	\$250.8
Est. Indirect Income	\$154.3
Est. Induced Income	\$212.8



RECREATIONAL BOATING INDUSTRY SALES IN OKLAHOMA

Boat Building	\$61.9	\$61.9 MILLION
Motor / Engine Mfgr.	\$40.6	\$40.6 MILLION
Accessory / Supplies Mfgr.	\$185.6	\$185.6 MILLION
TOTAL MFGR. SALES	\$288.1	
Dealers / Wholesalers	\$197.6	\$197.6 MILLION
Boat Services	\$219.7	\$219.7 MILLION
TOTAL RETAIL & SERVICES SALES	\$417.3	

● BOAT BUILDING
● MOTOR/ENG. MFGR.
● ACC./SUPPLIES MFGR.
● DLRS/WHOLESALEERS
● BOAT SERVICES

Source: NMMMA's Center of Knowledge; Recreational Marine Research Center at Michigan State University



National Marine Manufacturers Association

nmma.org

ECONOMIC SIGNIFICANCE OF RECREATIONAL BOATING IN OKLAHOMA

CONGRESSIONAL DISTRICT 2

Number of Recreational Boats*	58,646
Recreational Boating Industry Businesses	161
Total Jobs	4,591
Annual Recreational Boating-Related Spending	\$248.0 MILLION





TOTAL ANNUAL ECONOMIC IMPACT OF RECREATIONAL BOATING:

\$583.9 MILLION

RECREATIONAL BOATS IN OK-2

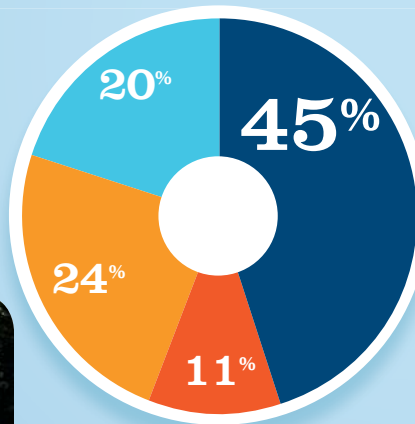
TOTAL BOATS*	58,646
REGISTERED BOATS	58,646
Power boats	50,127
PWCs	6,849
Sailboats	576
Other Boats	1,094
HOUSEHOLDS PER BOAT	5.0



* Total boats are registered boats as reported by states to the USCG.

RECREATIONAL BOATING CREATES JOBS IN OK-2

TOTAL BOATING JOBS	1,180
Boat Building	240
Motor / Engine Mfgr.	-
Accessory / Supplies Mfgr.	287
Dealers / Wholesalers	125
Boat Services	528

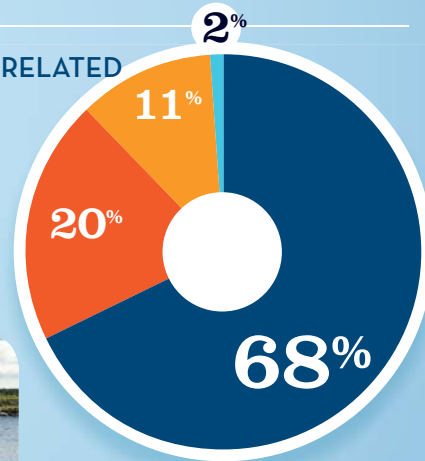


● BOAT BUILDING ● DLRS/WHOLESALERS
● MOTOR/ENG. MFGR. † ● BOAT SERVICES
● ACC./SUPPLIES MFGR. † 0%



RECREATIONAL BOATING-RELATED BUSINESSES IN OK-2

TOTAL BUSINESSES	161
Boat Building	1
Motor / Engine Mfgr.	-
Accessory / Supplies Mfgr.	18
Dealers / Wholesalers	33
Boat Services	109

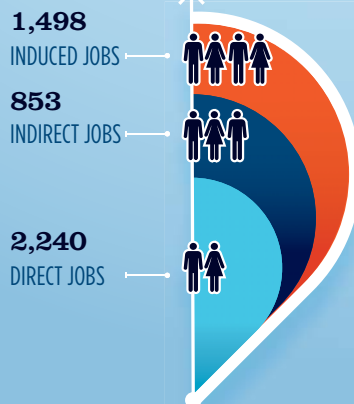


● BOAT BUILDING ● DLRS/WHOLESALERS
● MOTOR/ENG. MFGR. † ● BOAT SERVICES
● ACC./SUPPLIES MFGR. † 0%



ESTIMATED JOBS IMPACT OF RECREATIONAL BOATING-RELATED SPENDING IN OK-2

EST. TOTAL JOBS	4,591
EST. TOTAL LABOR INCOME	\$190.5 MILLIONS
Est. Direct Income	\$77.1
Est. Indirect Income	\$47.8
Est. Induced Income	\$65.6



RECREATIONAL BOATING INDUSTRY SALES IN OK-2

Boat Building	\$61.9	\$61.9 MILLION
Motor / Engine Mfgr.	\$0.0	\$0.0 MILLION
Accessory / Supplies Mfgr.	\$66.8	\$66.8 MILLION
TOTAL MFGR. SALES	\$128.7	
Dealers / Wholesalers	\$58.9	\$58.9 MILLION
Boat Services	\$136.1	\$136.1 MILLION
TOTAL RETAIL & SERVICES SALES	\$195.0	

● BOAT BUILDING ● DLRS/WHOLESALERS
● MOTOR/ENG. MFGR. ● BOAT SERVICES
● ACC./SUPPLIES MFGR.

Source: NMMMA's Center of Knowledge; Recreational Marine Research Center at Michigan State University



National Marine Manufacturers Association

nmma.org

ECONOMIC SIGNIFICANCE OF RECREATIONAL BOATING IN OKLAHOMA

CONGRESSIONAL DISTRICT 3

Number of Recreational Boats*	41,062
Recreational Boating Industry Businesses	55
Total Jobs	3,120
Annual Recreational Boating-Related Spending	\$168.6 MILLION

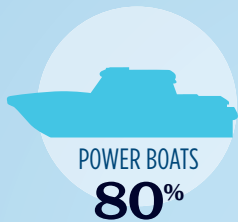


TOTAL ANNUAL ECONOMIC IMPACT OF RECREATIONAL BOATING:

\$396.9 MILLION

RECREATIONAL BOATS IN OK-3

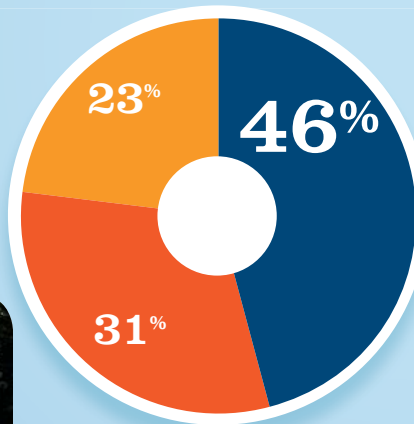
TOTAL BOATS*	41,062
REGISTERED BOATS	41,062
Power boats	32,745
PWCs	6,767
Sailboats	677
Other Boats	873
HOUSEHOLDS PER BOAT	7.0



* Total boats are registered boats as reported by states to the USCG.

RECREATIONAL BOATING CREATES JOBS IN OK-3

TOTAL BOATING JOBS	249
Boat Building	-
Motor / Engine Mfgr.	-
Accessory / Supplies Mfgr.	58
Dealers / Wholesalers	78
Boat Services	113

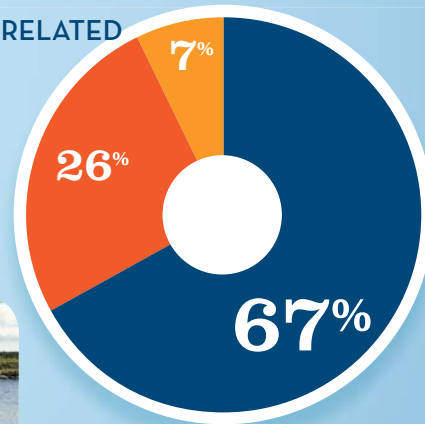


● BOAT BUILDING †
● MOTOR/ENG. MFGR. †
● ACC./SUPPLIES MFGR.
● DLRS/WHOLESALEERS
● BOAT SERVICES
 † 0%



RECREATIONAL BOATING-RELATED BUSINESSES IN OK-3

TOTAL BUSINESSES	55
Boat Building	-
Motor / Engine Mfgr.	-
Accessory / Supplies Mfgr.	4
Dealers / Wholesalers	14
Boat Services	37

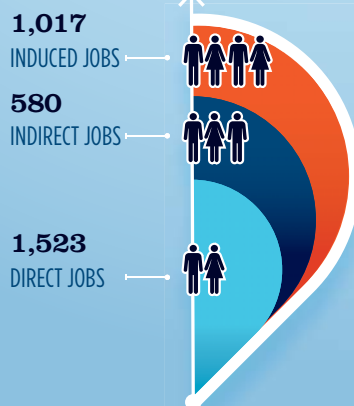


● BOAT BUILDING †
● MOTOR/ENG. MFGR. †
● ACC./SUPPLIES MFGR.
● DLRS/WHOLESALEERS
● BOAT SERVICES
 † 0%



ESTIMATED JOBS IMPACT OF RECREATIONAL BOATING-RELATED SPENDING IN OK-3

EST. TOTAL JOBS	3,120
EST. TOTAL LABOR INCOME	\$129.3 MILLIONS
Est. Direct Income	\$52.3
Est. Indirect Income	\$32.5
Est. Induced Income	\$44.5



RECREATIONAL BOATING INDUSTRY SALES IN OK-3

Boat Building	\$0.0	\$0.0 MILLION
Motor / Engine Mfgr.	\$0.0	\$0.0 MILLION
Accessory / Supplies Mfgr.	\$15.8	\$15.8 MILLION
TOTAL MFGR. SALES	\$15.8	
Dealers / Wholesalers	\$40.2	\$40.2 MILLION
Boat Services	\$26.3	\$26.3 MILLION
TOTAL RETAIL & SERVICES SALES	\$66.5	

● BOAT BUILDING
● MOTOR/ENG. MFGR.
● ACC./SUPPLIES MFGR.
● DLRS/WHOLESALEERS
● BOAT SERVICES

Source: NMMA's Center of Knowledge; Recreational Marine Research Center at Michigan State University



National Marine Manufacturers Association

nmma.org

ECONOMIC SIGNIFICANCE OF RECREATIONAL BOATING IN SOUTH DAKOTA



TOTAL ANNUAL ECONOMIC IMPACT OF RECREATIONAL BOATING:

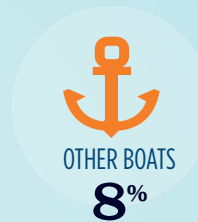

\$477.1 MILLION

Number of Recreational Boats*	55,066
Recreational Boating Industry Businesses	51
Total Jobs	3,717
Annual Recreational Boating-Related Spending	\$203.8 MILLION

RECREATIONAL BOATS IN SOUTH DAKOTA

TOTAL BOATS* ▶ **55,066**

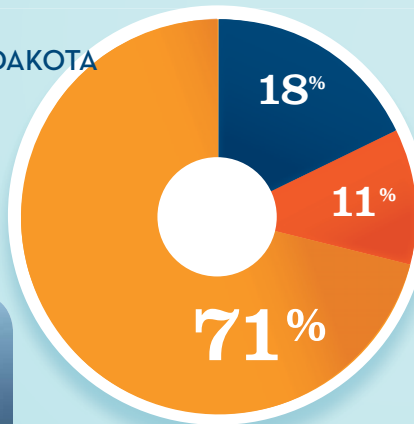
REGISTERED BOATS	55,066
Power boats	43,551
PWCs	6,438
Sailboats	667
Other Boats	4,410
HOUSEHOLDS PER BOAT	5.9



* Total boats are registered boats as reported by states to the USCG.

RECREATIONAL BOATING CREATES JOBS IN SOUTH DAKOTA

TOTAL BOATING JOBS	▶ 809
Boat Building	-
Motor / Engine Mfgr.	1
Accessory / Supplies Mfgr.	578
Dealers / Wholesalers	85
Boat Services	145

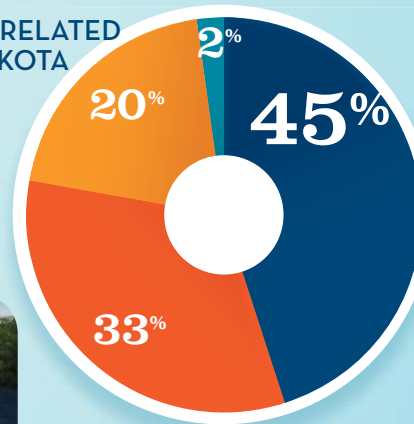


● BOAT BUILDING[†]
● DLRS/WHOLESALEERS
 ● MOTOR/ENG. MFGR.[‡]
● BOAT SERVICES
 ● ACC./SUPPLIES MFGR.
 ● † 0%



RECREATIONAL BOATING-RELATED BUSINESSES IN SOUTH DAKOTA

TOTAL BUSINESSES	▶ 51
Boat Building	-
Motor / Engine Mfgr.	1
Accessory / Supplies Mfgr.	10
Dealers / Wholesalers	17
Boat Services	23

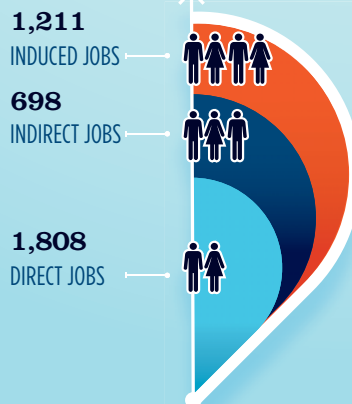


● BOAT BUILDING[†]
● DLRS/WHOLESALEERS
 ● MOTOR/ENG. MFGR.
 ● BOAT SERVICES
 ● ACC./SUPPLIES MFGR.
 ● † 0%



ESTIMATED JOBS IMPACT OF RECREATIONAL BOATING-RELATED SPENDING IN SOUTH DAKOTA

EST. TOTAL JOBS	▶ 3,717
EST. TOTAL LABOR INCOME	\$154.0 MILLIONS
Est. Direct Income	\$61.8
Est. Indirect Income	\$39.2
Est. Induced Income	\$53.0



RECREATIONAL BOATING INDUSTRY SALES IN SOUTH DAKOTA

Boat Building	\$0.0	\$0.0 MILLION
Motor / Engine Mfgr.	\$0.6	
Accessory / Supplies Mfgr.	\$45.7	\$0.6 MILLION
TOTAL MFG. SALES	▶ \$46.3	
Dealers / Wholesalers	\$40.0	
Boat Services	\$37.5	\$45.70 MILLION
TOTAL RETAIL & SERVICES SALES	▶ \$77.5	\$40.0 MILLION
		\$37.5 MILLION

● BOAT BUILDING
 ● DLRS/WHOLESALEERS
 ● MOTOR/ENG. MFGR.
 ● BOAT SERVICES
 ● ACC./SUPPLIES MFGR.

Source: NMMMA's Center of Knowledge; Recreational Marine Research Center at Michigan State University



National Marine Manufacturers Association

nmma.org

ECONOMIC SIGNIFICANCE OF RECREATIONAL BOATING IN TENNESSEE



TOTAL ANNUAL ECONOMIC IMPACT OF RECREATIONAL BOATING:

\$2.97 BILLION

Number of Recreational Boats*	265,306
Recreational Boating Industry Businesses	595
Total Jobs	23,512
Annual Recreational Boating-Related Spending	\$1.2 BILLION

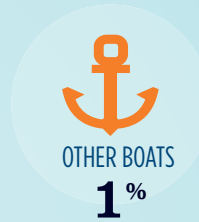

RECREATIONAL BOATS IN TENNESSEE

TOTAL BOATS* ▶ **265,306**

REGISTERED BOATS 265,306

Power boats	224,974
PWCs	33,833
Sailboats	2,942
Other Boats	3,557

HOUSEHOLDS PER BOAT 9.5

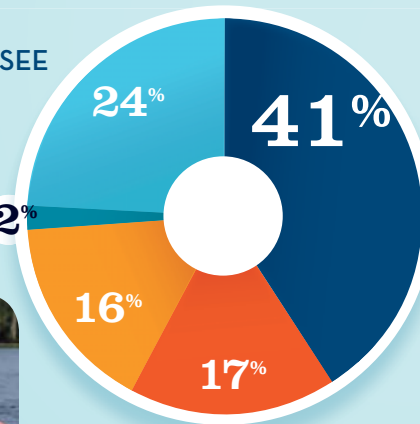


* Total boats are registered boats as reported by states to the USCG.

RECREATIONAL BOATING CREATES JOBS IN TENNESSEE

TOTAL BOATING JOBS ▶ **9,312**

Boat Building	2,243
Motor / Engine Mfgr.	209
Accessory / Supplies Mfgr.	1,448
Dealers / Wholesalers	1,559
Boat Services	3,853



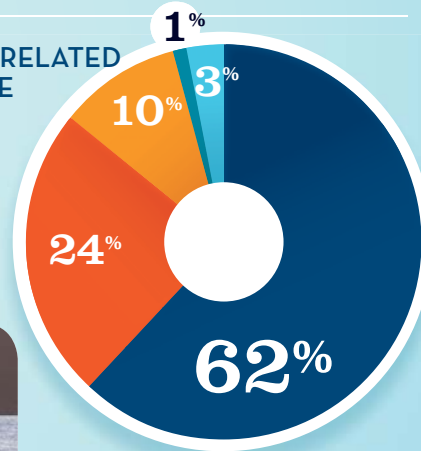
● BOAT BUILDING ● DLRS/WHOLESALEERS
● MOTOR/ENG. MFGR. ● BOAT SERVICES
● ACC./SUPPLIES MFGR.



RECREATIONAL BOATING-RELATED BUSINESSES IN TENNESSEE

TOTAL BUSINESSES ▶ **595**

Boat Building	20
Motor / Engine Mfgr.	4
Accessory / Supplies Mfgr.	58
Dealers / Wholesalers	144
Boat Services	369



● BOAT BUILDING ● DLRS/WHOLESALEERS
● MOTOR/ENG. MFGR. ● BOAT SERVICES
● ACC./SUPPLIES MFGR.

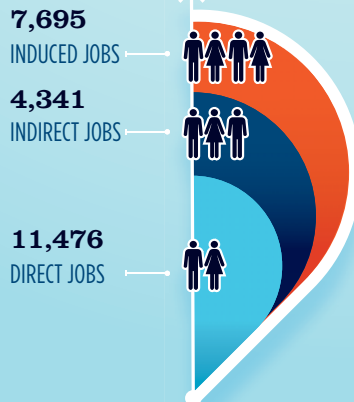


ESTIMATED JOBS IMPACT OF RECREATIONAL BOATING-RELATED SPENDING IN TENNESSEE

EST. TOTAL JOBS ▶ **23,512**

EST. TOTAL LABOR INCOME **\$978.1** MILLIONS

Est. Direct Income	\$399.1
Est. Indirect Income	\$242.2
Est. Induced Income	\$336.8



RECREATIONAL BOATING INDUSTRY SALES IN TENNESSEE

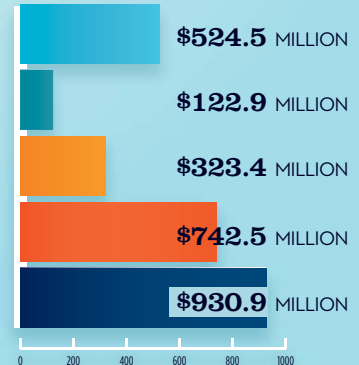
Boat Building	\$524.5 MILLION
Motor / Engine Mfgr.	\$122.9 MILLION
Accessory / Supplies Mfgr.	\$323.4 MILLION
TOTAL MFG. SALES	\$970.8
Dealers / Wholesalers	\$742.5 MILLION
Boat Services	\$930.9 MILLION
TOTAL RETAIL & SERVICES SALES	\$1,673.4

TOTAL MFG. SALES ▶ **\$970.8**

Dealers / Wholesalers	\$742.5
Boat Services	\$930.9

TOTAL RETAIL & SERVICES SALES ▶ **\$1,673.4**

● BOAT BUILDING ● DLRS/WHOLESALEERS
● MOTOR/ENG. MFGR. ● BOAT SERVICES
● ACC./SUPPLIES MFGR.



Source: NMMMA's Center of Knowledge; Recreational Marine Research Center at Michigan State University



National Marine Manufacturers Association

nmma.org

ECONOMIC SIGNIFICANCE OF RECREATIONAL BOATING IN TENNESSEE

CONGRESSIONAL DISTRICT 1

Number of Recreational Boats*	30,207
Recreational Boating Industry Businesses	66
Total Jobs	2,650
Annual Recreational Boating-Related Spending	\$141.8 MILLION

TOTAL ANNUAL ECONOMIC IMPACT OF RECREATIONAL BOATING:



\$335.5 MILLION



RECREATIONAL BOATS IN TN-1

TOTAL BOATS* ▶ **30,207**

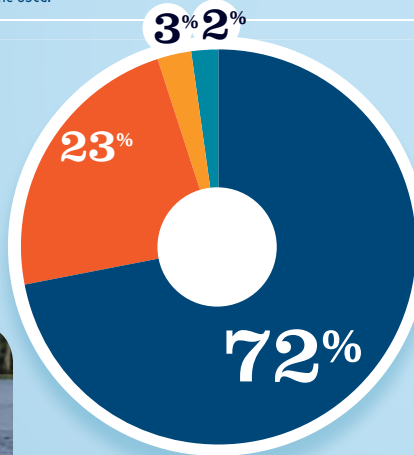
REGISTERED BOATS	30,207
Power boats	25,536
PWCs	4,262
Sailboats	289
Other Boats	120
HOUSEHOLDS PER BOAT	9.7



* Total boats are registered boats as reported by states to the USCG.

RECREATIONAL BOATING CREATES JOBS IN TN-1

TOTAL BOATING JOBS	▶ 380
Boat Building	-
Motor / Engine Mfgr.	6
Accessory / Supplies Mfgr.	13
Dealers / Wholesalers	89
Boat Services	272

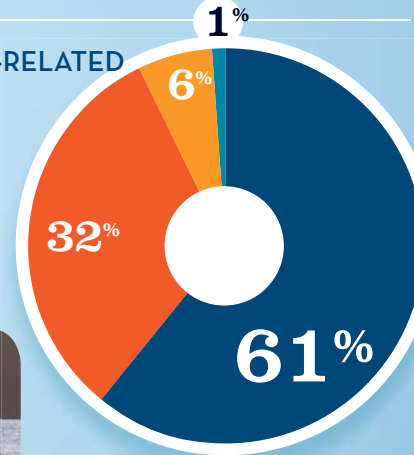


BOAT BUILDING †
MOTOR/ENG. MFGR.
ACC./SUPPLIES MFGR.
DLRS/WHOLESALERS
BOAT SERVICES
† 0%



RECREATIONAL BOATING-RELATED BUSINESSES IN TN-1

TOTAL BUSINESSES	▶ 66
Boat Building	-
Motor / Engine Mfgr.	1
Accessory / Supplies Mfgr.	4
Dealers / Wholesalers	21
Boat Services	40

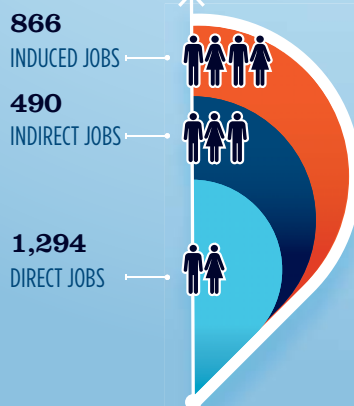


BOAT BUILDING †
MOTOR/ENG. MFGR.
ACC./SUPPLIES MFGR.
DLRS/WHOLESALERS
BOAT SERVICES
† 0%



ESTIMATED JOBS IMPACT OF RECREATIONAL BOATING-RELATED SPENDING IN TN-1

EST. TOTAL JOBS	▶ 2,650
EST. TOTAL LABOR INCOME	▶ \$110.1 MILLIONS
Est. Direct Income	\$44.8
Est. Indirect Income	\$27.4
Est. Induced Income	\$37.9



RECREATIONAL BOATING INDUSTRY SALES IN TN-1

Boat Building	\$0.0	\$0.0 MILLION
Motor / Engine Mfgr.	\$3.5	\$3.5 MILLION
Accessory / Supplies Mfgr.	\$2.6	\$2.6 MILLION
TOTAL MFGR. SALES	▶ \$6.1	
Dealers / Wholesalers	\$41.9	\$41.9 MILLION
Boat Services	\$99.8	\$98.8 MILLION
TOTAL RETAIL & SERVICES SALES	▶ \$141.7	

BOAT BUILDING
MOTOR/ENG. MFGR.
ACC./SUPPLIES MFGR.
DLRS/WHOLESALERS
BOAT SERVICES

Source: NMMMA's Center of Knowledge; Recreational Marine Research Center at Michigan State University



National Marine Manufacturers Association

nmma.org

ECONOMIC SIGNIFICANCE OF RECREATIONAL BOATING IN TENNESSEE

CONGRESSIONAL DISTRICT 2

Number of Recreational Boats*	37,390
Recreational Boating Industry Businesses	101
Total Jobs	3,649
Annual Recreational Boating-Related Spending	\$193.4 MILLION

TOTAL ANNUAL ECONOMIC IMPACT OF RECREATIONAL BOATING:

\$459.6 MILLION





RECREATIONAL BOATS IN TN-2

TOTAL BOATS* **37,390**

REGISTERED BOATS **37,390**

Power boats	31,132
PWCs	5,722
Sailboats	446
Other Boats	90

HOUSEHOLDS PER BOAT **7.7**

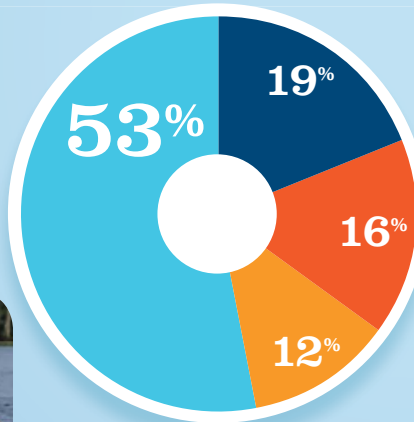


* Total boats are registered boats as reported by states to the USCG.

RECREATIONAL BOATING CREATES JOBS IN TN-2

TOTAL BOATING JOBS **2,344**

Boat Building	1,235
Motor / Engine Mfgr.	-
Accessory / Supplies Mfgr.	272
Dealers / Wholesalers	388
Boat Services	449



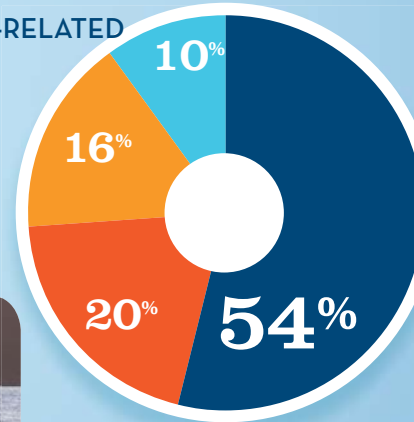
BOAT BUILDING 53%
 DLRS/WHOLESALERS 16%
 MOTOR/ENG. MFGR. † 0%
 ACC./SUPPLIES MFGR. 12%
 BOAT SERVICES 19%



RECREATIONAL BOATING-RELATED BUSINESSES IN TN-2

TOTAL BUSINESSES **101**

Boat Building	10
Motor / Engine Mfgr.	-
Accessory / Supplies Mfgr.	16
Dealers / Wholesalers	20
Boat Services	55



BOAT BUILDING 10%
 DLRS/WHOLESALERS 20%
 MOTOR/ENG. MFGR. † 0%
 ACC./SUPPLIES MFGR. 16%
 BOAT SERVICES 54%

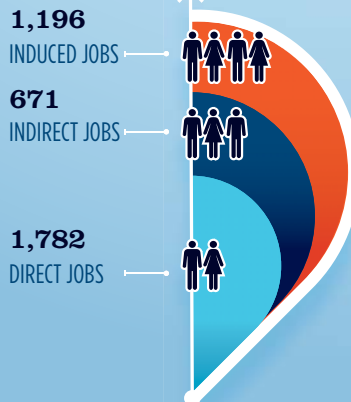


ESTIMATED JOBS IMPACT OF RECREATIONAL BOATING-RELATED SPENDING IN TN-2

EST. TOTAL JOBS **3,649**

EST. TOTAL LABOR INCOME **\$152.1** MILLIONS

Est. Direct Income	\$62.3
Est. Indirect Income	\$37.4
Est. Induced Income	\$52.4

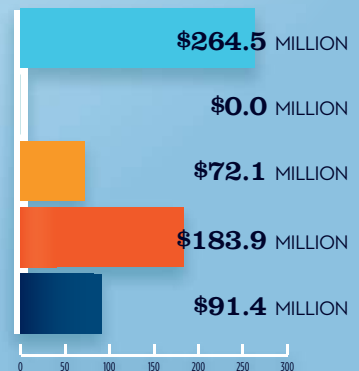


RECREATIONAL BOATING INDUSTRY SALES IN TN-2

Boat Building	\$264.5
Motor / Engine Mfgr.	\$0.0
Accessory / Supplies Mfgr.	\$72.1
TOTAL MFGR. SALES	\$366.5

Dealers / Wholesalers	\$183.9
Boat Services	\$91.4
TOTAL RETAIL & SERVICES SALES	\$275.3

BOAT BUILDING \$264.5 MILLION
 DLRS/WHOLESALERS \$183.9 MILLION
 MOTOR/ENG. MFGR. \$0.0 MILLION
 BOAT SERVICES \$91.4 MILLION
 ACC./SUPPLIES MFGR. \$72.1 MILLION



Source: NMMMA's Center of Knowledge; Recreational Marine Research Center at Michigan State University



National Marine Manufacturers Association

nmma.org

ECONOMIC SIGNIFICANCE OF RECREATIONAL BOATING IN TENNESSEE

CONGRESSIONAL DISTRICT 3

Number of Recreational Boats*	36,561
Recreational Boating Industry Businesses	126
Total Jobs	3,419
Annual Recreational Boating-Related Spending	\$181.8 MILLION

TOTAL ANNUAL ECONOMIC IMPACT OF RECREATIONAL BOATING:



\$431.4 MILLION



RECREATIONAL BOATS IN TN-3

TOTAL BOATS* ▶ **36,561**

REGISTERED BOATS	36,561
Power boats	30,553
PWCs	5,413
Sailboats	479
Other Boats	116
HOUSEHOLDS PER BOAT	7.8

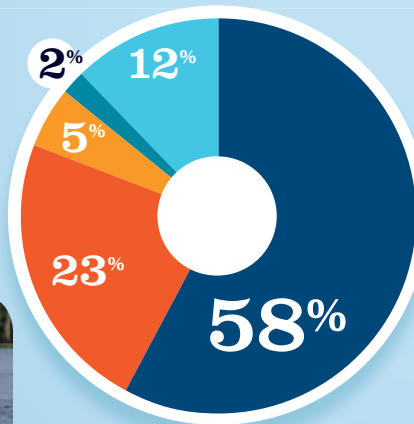


* Total boats are registered boats as reported by states to the USCG.

RECREATIONAL BOATING CREATES JOBS IN TN-3

TOTAL BOATING JOBS ▶ **2,692**

Boat Building	328
Motor / Engine Mfgr.	50
Accessory / Supplies Mfgr.	130
Dealers / Wholesalers	615
Boat Services	1,569



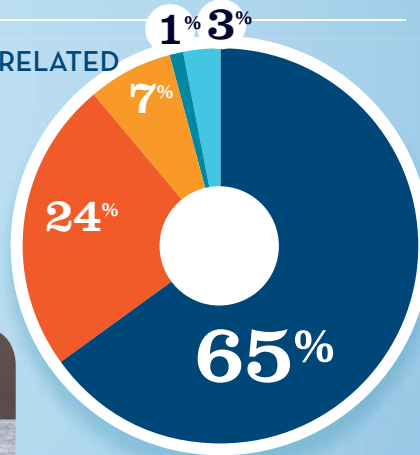
BOAT BUILDING
MOTOR/ENG. MFGR.
ACC./SUPPLIES MFGR.
DLRS/WHOLESALERS
BOAT SERVICES



RECREATIONAL BOATING-RELATED BUSINESSES IN TN-3

TOTAL BUSINESSES ▶ **126**

Boat Building	4
Motor / Engine Mfgr.	1
Accessory / Supplies Mfgr.	9
Dealers / Wholesalers	30
Boat Services	82



BOAT BUILDING
MOTOR/ENG. MFGR.
ACC./SUPPLIES MFGR.
DLRS/WHOLESALERS
BOAT SERVICES

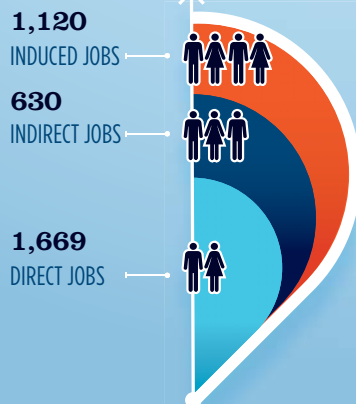


ESTIMATED JOBS IMPACT OF RECREATIONAL BOATING-RELATED SPENDING IN TN-3

EST. TOTAL JOBS ▶ **3,419**

EST. TOTAL LABOR INCOME ▶ **\$142.3** MILLIONS

Est. Direct Income	\$58.2
Est. Indirect Income	\$35.1
Est. Induced Income	\$49.0

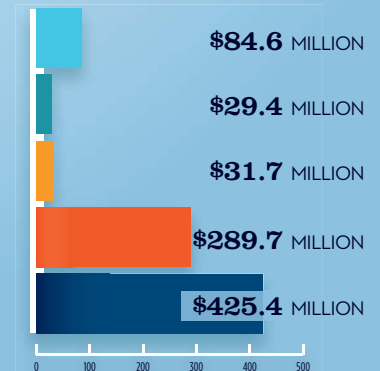


RECREATIONAL BOATING INDUSTRY SALES IN TN-3

Boat Building	\$84.6
Motor / Engine Mfgr.	\$29.4
Accessory / Supplies Mfgr.	\$31.7
TOTAL MFGR. SALES	▶ \$145.7
Dealers / Wholesalers	\$289.7
Boat Services	\$425.4
TOTAL RETAIL & SERVICES SALES	▶ \$715.1

Boat Building	\$84.6
Motor / Engine Mfgr.	\$29.4
Accessory / Supplies Mfgr.	\$31.7
DLRS/Wholesalers	\$289.7
Boat Services	\$425.4

BOAT BUILDING
MOTOR/ENG. MFGR.
ACC./SUPPLIES MFGR.
DLRS/WHOLESALERS
BOAT SERVICES



Source: NMMMA's Center of Knowledge; Recreational Marine Research Center at Michigan State University



National Marine Manufacturers Association

nmma.org

ECONOMIC SIGNIFICANCE OF RECREATIONAL BOATING IN TENNESSEE

CONGRESSIONAL DISTRICT 4

Number of Recreational Boats*	32,023
Recreational Boating Industry Businesses	48
Total Jobs	2,712
Annual Recreational Boating-Related Spending	\$145.6 MILLION


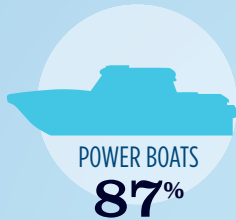
TOTAL ANNUAL ECONOMIC IMPACT OF RECREATIONAL BOATING:

\$344.0 MILLION

RECREATIONAL BOATS IN TN-4

TOTAL BOATS* **32,023**

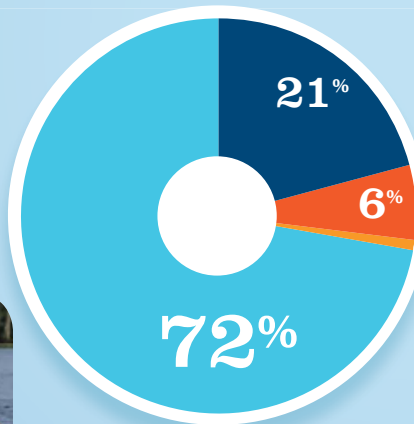
REGISTERED BOATS	32,023
Power boats	27,729
PWCs	3,794
Sailboats	313
Other Boats	187
HOUSEHOLDS PER BOAT	8.5



* Total boats are registered boats as reported by states to the USCG.

RECREATIONAL BOATING CREATES JOBS IN TN-4

TOTAL BOATING JOBS	636
Boat Building	458
Motor / Engine Mfgr.	-
Accessory / Supplies Mfgr.	9
Dealers / Wholesalers	39
Boat Services	130

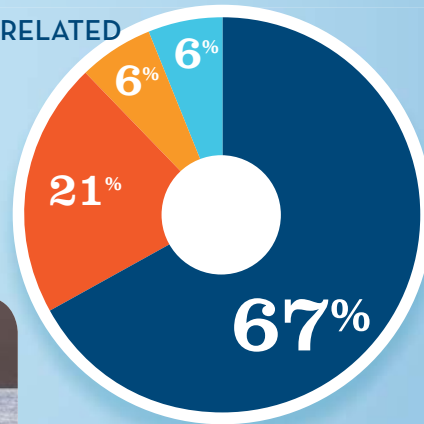


BOAT BUILDING 72%
MOTOR/ENG. MFGR. † 1%
DLRS/WHOLESALERS 6%
BOAT SERVICES 21%
ACC./SUPPLIES MFGR. 0%



RECREATIONAL BOATING-RELATED BUSINESSES IN TN-4

TOTAL BUSINESSES	48
Boat Building	3
Motor / Engine Mfgr.	-
Accessory / Supplies Mfgr.	3
Dealers / Wholesalers	10
Boat Services	32

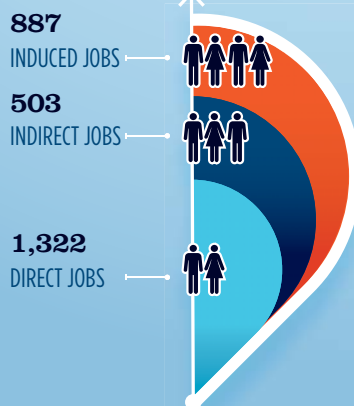


BOAT BUILDING 6%
MOTOR/ENG. MFGR. † 0%
DLRS/WHOLESALERS 21%
BOAT SERVICES 67%
ACC./SUPPLIES MFGR. 0%



ESTIMATED JOBS IMPACT OF RECREATIONAL BOATING-RELATED SPENDING IN TN-4

EST. TOTAL JOBS	2,712
EST. TOTAL LABOR INCOME (MILLIONS)	\$112.7
Est. Direct Income	\$45.8
Est. Indirect Income	\$28.1
Est. Induced Income	\$38.8



RECREATIONAL BOATING INDUSTRY SALES IN TN-4

Boat Building	\$118.2	\$118.2 MILLION
Motor / Engine Mfgr.	\$0.0	\$0.0 MILLION
Accessory / Supplies Mfgr.	\$2.0	\$2.0 MILLION
TOTAL MFGR. SALES	\$120.2	
Dealers / Wholesalers	\$18.4	\$18.4 MILLION
Boat Services	\$31.5	\$31.5 MILLION
TOTAL RETAIL & SERVICES SALES	\$49.9	

BOAT BUILDING
MOTOR/ENG. MFGR.
DLRS/WHOLESALERS
BOAT SERVICES
ACC./SUPPLIES MFGR.



National Marine Manufacturers Association

nmma.org

ECONOMIC SIGNIFICANCE OF RECREATIONAL BOATING IN TENNESSEE

CONGRESSIONAL DISTRICT 5

Number of Recreational Boats*	16,238
Recreational Boating Industry Businesses	50
Total Jobs	1,590
Annual Recreational Boating-Related Spending	\$83.7 MILLION



TOTAL ANNUAL ECONOMIC IMPACT OF RECREATIONAL BOATING:

\$199.4 MILLION

RECREATIONAL BOATS IN TN-5

TOTAL BOATS* **16,238**

REGISTERED BOATS	16,238
Power boats	13,657
PWCs	2,093
Sailboats	425
Other Boats	63
HOUSEHOLDS PER BOAT	18.0

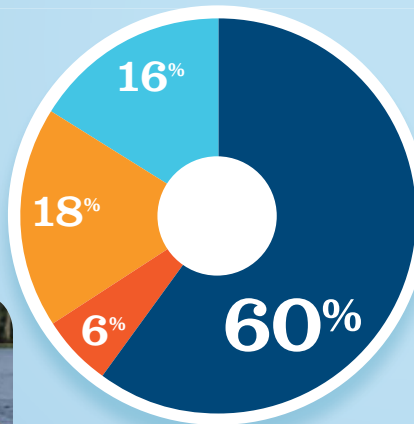


* Total boats are registered boats as reported by states to the USCG.

RECREATIONAL BOATING CREATES JOBS IN TN-5

TOTAL BOATING JOBS **1,295**

Boat Building	201
Motor / Engine Mfgr.	-
Accessory / Supplies Mfgr.	238
Dealers / Wholesalers	77
Boat Services	779



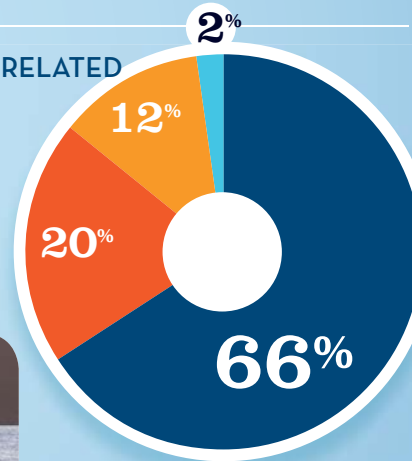
BOAT BUILDING 16%
MOTOR/ENG. MFGR. † 0%
ACC./SUPPLIES MFGR. 18%
DLRS/WHOLESALERS 6%
BOAT SERVICES 60%



RECREATIONAL BOATING-RELATED BUSINESSES IN TN-5

TOTAL BUSINESSES **50**

Boat Building	1
Motor / Engine Mfgr.	-
Accessory / Supplies Mfgr.	6
Dealers / Wholesalers	10
Boat Services	33



BOAT BUILDING 2%
MOTOR/ENG. MFGR. † 0%
ACC./SUPPLIES MFGR. 12%
DLRS/WHOLESALERS 20%
BOAT SERVICES 66%

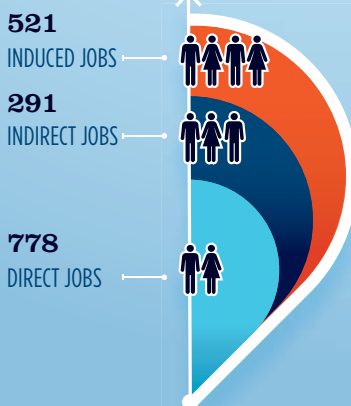


ESTIMATED JOBS IMPACT OF RECREATIONAL BOATING-RELATED SPENDING IN TN-5

EST. TOTAL JOBS **1,590**

EST. TOTAL LABOR INCOME **\$66.2** MILLIONS

Est. Direct Income	\$27.2
Est. Indirect Income	\$16.2
Est. Induced Income	\$22.8



RECREATIONAL BOATING INDUSTRY SALES IN TN-5

Boat Building	\$51.9	MILLIONS
Motor / Engine Mfgr.	\$0.0	MILLIONS
Accessory / Supplies Mfgr.	\$60.0	MILLIONS
TOTAL MFGR. SALES	\$111.9	
Dealers / Wholesalers	\$37.3	MILLIONS
Boat Services	\$117.2	MILLIONS
TOTAL RETAIL & SERVICES SALES	\$154.5	

BOAT BUILDING \$51.9 MILLION
MOTOR/ENG. MFGR. \$0.0 MILLION
ACC./SUPPLIES MFGR. \$60.0 MILLION
DLRS/WHOLESALERS \$37.3 MILLION
BOAT SERVICES \$117.2 MILLION

Source: NMMMA's Center of Knowledge; Recreational Marine Research Center at Michigan State University



National Marine Manufacturers Association

nmma.org

ECONOMIC SIGNIFICANCE OF RECREATIONAL BOATING IN TENNESSEE

CONGRESSIONAL DISTRICT 6

Number of Recreational Boats*	37,244
Recreational Boating Industry Businesses	95
Total Jobs	3,454
Annual Recreational Boating-Related Spending	\$183.8 MILLION




TOTAL ANNUAL ECONOMIC IMPACT OF RECREATIONAL BOATING:
\$436.3 MILLION

RECREATIONAL BOATS IN TN-6

TOTAL BOATS* ▶ **37,244**

REGISTERED BOATS	37,244
Power boats	32,313
PWCs	4,431
Sailboats	332
Other Boats	168
HOUSEHOLDS PER BOAT	7.5

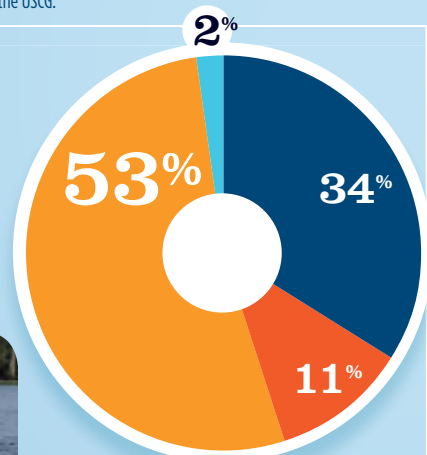


* Total boats are registered boats as reported by states to the USCG.

RECREATIONAL BOATING CREATES JOBS IN TN-6

TOTAL BOATING JOBS ▶ **1,194**

Boat Building	20
Motor / Engine Mfgr.	3
Accessory / Supplies Mfgr.	626
Dealers / Wholesalers	135
Boat Services	410



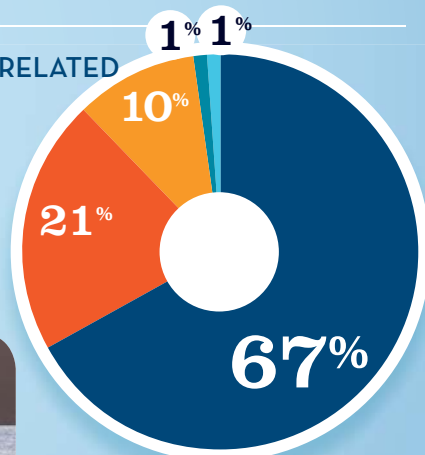
BOAT BUILDING 2%
 MOTOR/ENG. MFGR. † 0%
 ACC./SUPPLIES MFGR. 53%
 DLRS/WHOLESALERS 11%
 BOAT SERVICES 34%



RECREATIONAL BOATING-RELATED BUSINESSES IN TN-6

TOTAL BUSINESSES ▶ **95**

Boat Building	1
Motor / Engine Mfgr.	1
Accessory / Supplies Mfgr.	9
Dealers / Wholesalers	20
Boat Services	64



BOAT BUILDING 1%
 MOTOR/ENG. MFGR. 1%
 ACC./SUPPLIES MFGR. 21%
 DLRS/WHOLESALERS 10%
 BOAT SERVICES 67%

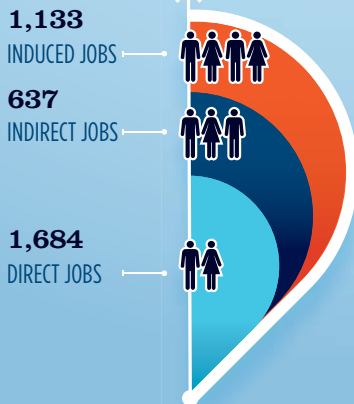


ESTIMATED JOBS IMPACT OF RECREATIONAL BOATING-RELATED SPENDING IN TN-6

EST. TOTAL JOBS ▶ **3,454**

EST. TOTAL LABOR INCOME ▶ **\$144.0** MILLIONS

Est. Direct Income	\$58.9
Est. Indirect Income	\$35.5
Est. Induced Income	\$49.6

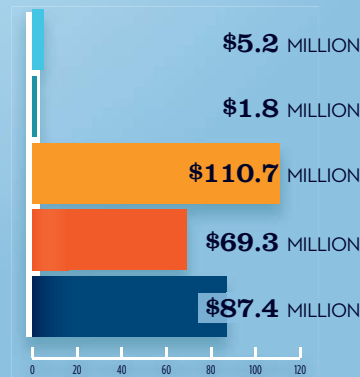


RECREATIONAL BOATING INDUSTRY SALES IN TN-6

Boat Building	\$5.2
Motor / Engine Mfgr.	\$1.8
Accessory / Supplies Mfgr.	\$110.7
TOTAL MFGR. SALES	\$117.7

Dealers / Wholesalers	\$69.3
Boat Services	\$87.4
TOTAL RETAIL & SERVICES SALES	\$156.7

BOAT BUILDING \$5.2 MILLION
 MOTOR/ENG. MFGR. \$1.8 MILLION
 ACC./SUPPLIES MFGR. \$110.7 MILLION
 DLRS/WHOLESALERS \$69.3 MILLION
 BOAT SERVICES \$87.4 MILLION



Source: NMMMA's Center of Knowledge; Recreational Marine Research Center at Michigan State University



National Marine Manufacturers Association

nmma.org

ECONOMIC SIGNIFICANCE OF RECREATIONAL BOATING IN TENNESSEE

CONGRESSIONAL DISTRICT 7

Number of Recreational Boats*	34,653
Recreational Boating Industry Businesses	65
Total Jobs	2,927
Annual Recreational Boating-Related Spending	\$157.2 MILLION





TOTAL ANNUAL ECONOMIC IMPACT OF RECREATIONAL BOATING:

\$371.3 MILLION

RECREATIONAL BOATS IN TN-7

TOTAL BOATS* **34,653**

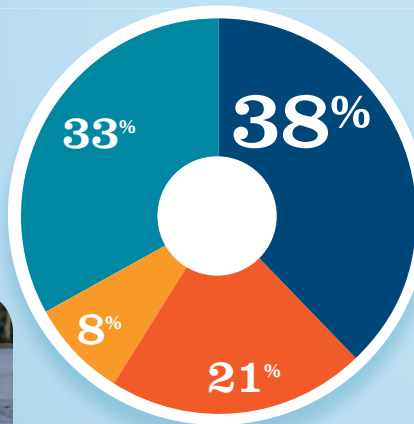
REGISTERED BOATS	34,653
Power boats	30,388
PWCs	3,868
Sailboats	270
Other Boats	127
HOUSEHOLDS PER BOAT	7.7



* Total boats are registered boats as reported by states to the USCG.

RECREATIONAL BOATING CREATES JOBS IN TN-7

TOTAL BOATING JOBS	447
Boat Building	1
Motor / Engine Mfgr.	150
Accessory / Supplies Mfgr.	36
Dealers / Wholesalers	92
Boat Services	168

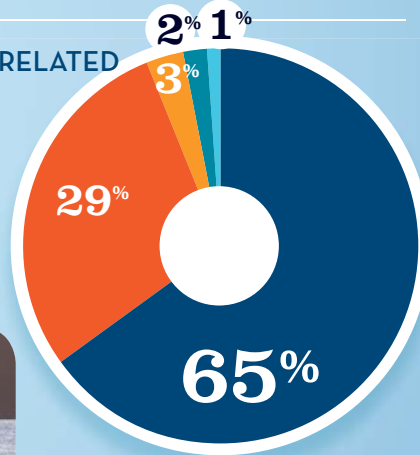


BOAT BUILDING + 0%
MOTOR/ENG. MFGR. 33%
DLRS/WHOLESALERS 21%
BOAT SERVICES 38%
ACC./SUPPLIES MFGR. 8%



RECREATIONAL BOATING-RELATED BUSINESSES IN TN-7

TOTAL BUSINESSES	65
Boat Building	1
Motor / Engine Mfgr.	1
Accessory / Supplies Mfgr.	2
Dealers / Wholesalers	19
Boat Services	42

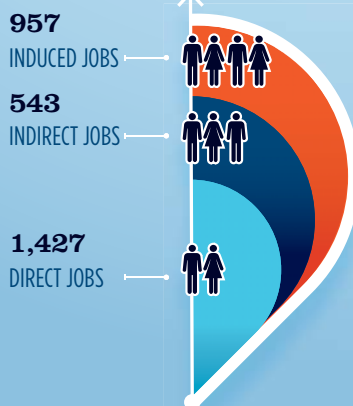


BOAT BUILDING 1%
MOTOR/ENG. MFGR. 3%
DLRS/WHOLESALERS 29%
BOAT SERVICES 65%
ACC./SUPPLIES MFGR. 2%



ESTIMATED JOBS IMPACT OF RECREATIONAL BOATING-RELATED SPENDING IN TN-7

EST. TOTAL JOBS	2,927
EST. TOTAL LABOR INCOME	\$121.6 MILLIONS
Est. Direct Income	\$49.4
Est. Indirect Income	\$30.3
Est. Induced Income	\$41.9



RECREATIONAL BOATING INDUSTRY SALES IN TN-7

Boat Building	\$0.3	\$0.3 MILLION
Motor / Engine Mfgr.	\$88.2	\$88.2 MILLION
Accessory / Supplies Mfgr.	\$15.3	\$15.3 MILLION
TOTAL MFG. SALES	\$103.8	
Dealers / Wholesalers	\$43.3	\$43.3 MILLION
Boat Services	\$51.0	\$51.0 MILLION
TOTAL RETAIL & SERVICES SALES	\$94.3	

BOAT BUILDING
MOTOR/ENG. MFGR.
DLRS/WHOLESALERS
BOAT SERVICES
ACC./SUPPLIES MFGR.

Source: NMMMA's Center of Knowledge; Recreational Marine Research Center at Michigan State University



National Marine Manufacturers Association

nmma.org

ECONOMIC SIGNIFICANCE OF RECREATIONAL BOATING IN TENNESSEE

CONGRESSIONAL DISTRICT 8

Number of Recreational Boats*	31,944
Recreational Boating Industry Businesses	23
Total Jobs	2,539
Annual Recreational Boating-Related Spending	\$136.8 MILLION

TOTAL ANNUAL ECONOMIC IMPACT OF RECREATIONAL BOATING:



\$322.5 MILLION



RECREATIONAL BOATS IN TN-8

TOTAL BOATS* ▶ 31,944

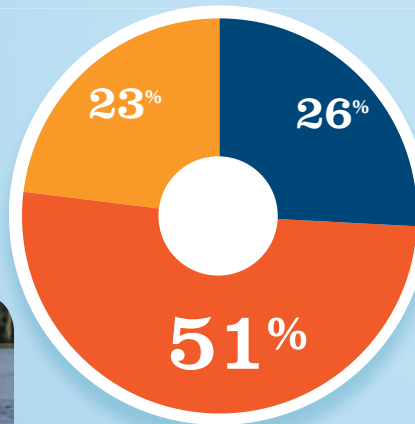
REGISTERED BOATS	31,944
Power boats	28,123
PWCs	3,436
Sailboats	259
Other Boats	126
HOUSEHOLDS PER BOAT	8.5



* Total boats are registered boats as reported by states to the USCG.

RECREATIONAL BOATING CREATES JOBS IN TN-8

TOTAL BOATING JOBS	▶ 161
Boat Building	-
Motor / Engine Mfgr.	-
Accessory / Supplies Mfgr.	37
Dealers / Wholesalers	82
Boat Services	42

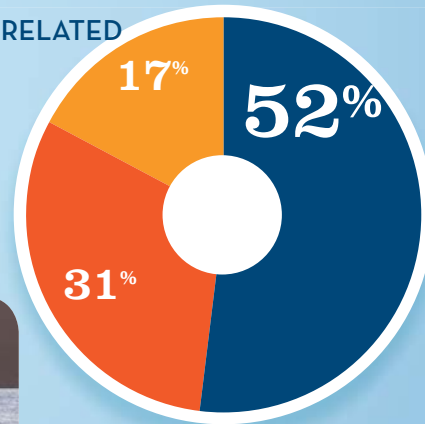


BOAT BUILDING † 26%
MOTOR/ENG. MFGR. † 0%
ACC./SUPPLIES MFGR. 23%
DLRS/WHOLESALERS 51%
BOAT SERVICES 0%



RECREATIONAL BOATING-RELATED BUSINESSES IN TN-8

TOTAL BUSINESSES	▶ 23
Boat Building	-
Motor / Engine Mfgr.	-
Accessory / Supplies Mfgr.	4
Dealers / Wholesalers	7
Boat Services	12

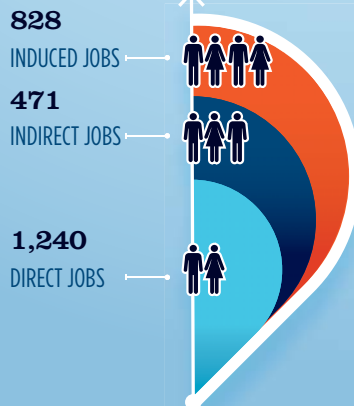


BOAT BUILDING † 52%
MOTOR/ENG. MFGR. † 0%
ACC./SUPPLIES MFGR. 17%
DLRS/WHOLESALERS 31%
BOAT SERVICES 0%



ESTIMATED JOBS IMPACT OF RECREATIONAL BOATING-RELATED SPENDING IN TN-8

EST. TOTAL JOBS	▶ 2,539
EST. TOTAL LABOR INCOME (MILLIONS)	\$105.4
Est. Direct Income	\$42.7
Est. Indirect Income	\$26.4
Est. Induced Income	\$36.3



RECREATIONAL BOATING INDUSTRY SALES IN TN-8

Boat Building	\$0.0	\$0.0 MILLION
Motor / Engine Mfgr.	\$0.0	\$0.0 MILLION
Accessory / Supplies Mfgr.	\$6.7	\$6.7 MILLION
TOTAL MFGR. SALES	▶ \$6.7	
Dealers / Wholesalers	\$38.9	\$38.9 MILLION
Boat Services	\$13.4	\$13.4 MILLION
TOTAL RETAIL & SERVICES SALES	▶ \$52.3	

BOAT BUILDING
MOTOR/ENG. MFGR.
ACC./SUPPLIES MFGR.
DLRS/WHOLESALERS
BOAT SERVICES

Source: NMMMA's Center of Knowledge; Recreational Marine Research Center at Michigan State University



National Marine Manufacturers Association

nmma.org

ECONOMIC SIGNIFICANCE OF RECREATIONAL BOATING IN UTAH



TOTAL ANNUAL ECONOMIC IMPACT OF RECREATIONAL BOATING:

\$776.1 MILLION

Number of Recreational Boats*	71,499
Recreational Boating Industry Businesses	242
Total Jobs	6,150
Annual Recreational Boating-Related Spending	\$327.5 MILLION



RECREATIONAL BOATS IN UTAH

TOTAL BOATS* ▶ **71,499**

REGISTERED BOATS 71,499

Power boats	54,704
PWCs	13,656
Sailboats	1,406
Other Boats	1,733

HOUSEHOLDS PER BOAT 12.5

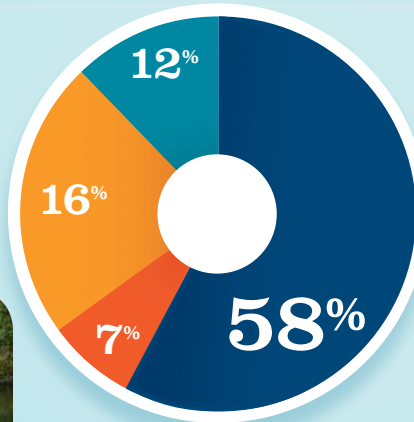


* Total boats are registered boats as reported by states to the USCG.

RECREATIONAL BOATING CREATES JOBS IN UTAH

TOTAL BOATING JOBS ▶ **3,521**

Boat Building	8
Motor / Engine Mfgr.	433
Accessory / Supplies Mfgr.	808
Dealers / Wholesalers	242
Boat Services	2,030



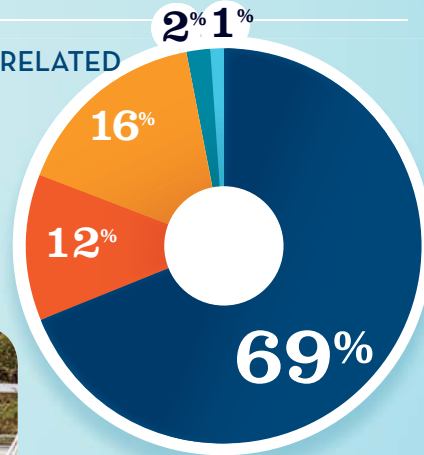
● BOAT BUILDING[†]
● DLRS/WHOLESALEERS
● MOTOR/ENG. MFGR.
 ● BOAT SERVICES
● ACC./SUPPLIES MFGR.



RECREATIONAL BOATING-RELATED BUSINESSES IN UTAH

TOTAL BUSINESSES ▶ **242**

Boat Building	3
Motor / Engine Mfgr.	4
Accessory / Supplies Mfgr.	38
Dealers / Wholesalers	30
Boat Services	167



● BOAT BUILDING
 ● DLRS/WHOLESALEERS
● MOTOR/ENG. MFGR.
 ● BOAT SERVICES
● ACC./SUPPLIES MFGR.




ESTIMATED JOBS IMPACT OF RECREATIONAL BOATING-RELATED SPENDING IN UTAH

EST. TOTAL JOBS ▶ **6,150**

EST. TOTAL LABOR INCOME **\$255.6** MILLIONS

Est. Direct Income	\$104.4
Est. Indirect Income	\$63.2
Est. Induced Income	\$88.0

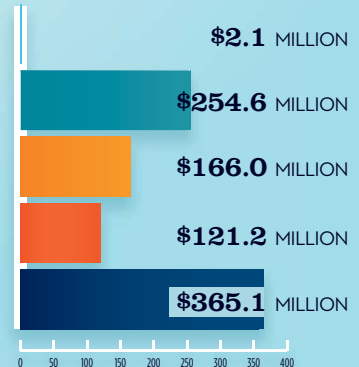


RECREATIONAL BOATING INDUSTRY SALES IN UTAH

Boat Building	\$2.1
Motor / Engine Mfgr.	\$254.6
Accessory / Supplies Mfgr.	\$166.0
TOTAL MFGR. SALES	▶ \$422.7

Dealers / Wholesalers	\$121.2
Boat Services	\$365.1
TOTAL RETAIL & SERVICES SALES	▶ \$486.3

● BOAT BUILDING
 ● DLRS/WHOLESALEERS
● MOTOR/ENG. MFGR.
 ● BOAT SERVICES
● ACC./SUPPLIES MFGR.



Source: NMMA's Center of Knowledge; Recreational Marine Research Center at Michigan State University



National Marine Manufacturers Association

nmma.org

ECONOMIC SIGNIFICANCE OF RECREATIONAL BOATING IN VERMONT



TOTAL ANNUAL ECONOMIC IMPACT OF RECREATIONAL BOATING:

\$287.4 MILLION

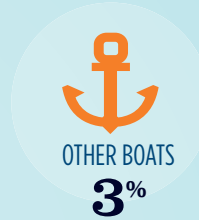

Number of Recreational Boats*	29,259
Recreational Boating Industry Businesses	172
Total Jobs	2,288
Annual Recreational Boating-Related Spending	\$121.7 MILLION

RECREATIONAL BOATS IN VERMONT

TOTAL BOATS* **29,259**

REGISTERED BOATS	29,259
Power boats	25,742
PWCs	1,484
Sailboats	1,127
Other Boats	906

HOUSEHOLDS PER BOAT **8.8**

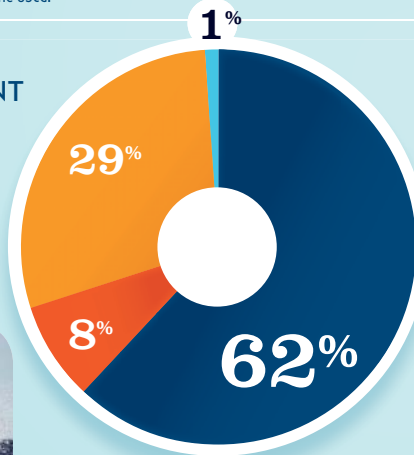


* Total boats are registered boats as reported by states to the USCG.

RECREATIONAL BOATING CREATES JOBS IN VERMONT

TOTAL BOATING JOBS **1,456**

Boat Building	10
Motor / Engine Mfgr.	-
Accessory / Supplies Mfgr.	429
Dealers / Wholesalers	113
Boat Services	904



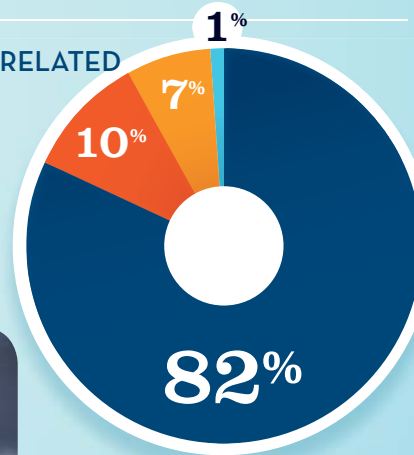
BOAT BUILDING 1%
MOTOR/ENG. MFG.† 0%
ACC./SUPPLIES MFGR. 8%
DLRS/WHOLESALEERS 1%
BOAT SERVICES 62%



RECREATIONAL BOATING-RELATED BUSINESSES IN VERMONT

TOTAL BUSINESSES **172**

Boat Building	1
Motor / Engine Mfgr.	-
Accessory / Supplies Mfgr.	12
Dealers / Wholesalers	17
Boat Services	142



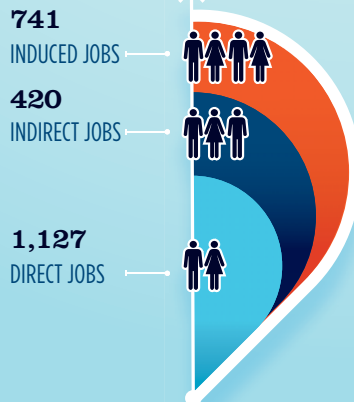
BOAT BUILDING 1%
MOTOR/ENG. MFG.† 0%
ACC./SUPPLIES MFGR. 10%
DLRS/WHOLESALEERS 7%
BOAT SERVICES 82%



ESTIMATED JOBS IMPACT OF RECREATIONAL BOATING-RELATED SPENDING IN VERMONT

EST. TOTAL JOBS **2,288**

EST. TOTAL LABOR INCOME	\$94.2 MILLIONS
Est. Direct Income	\$38.4
Est. Indirect Income	\$23.4
Est. Induced Income	\$32.4



RECREATIONAL BOATING INDUSTRY SALES IN VERMONT

Boat Building	\$2.6	\$2.6 MILLION
Motor / Engine Mfgr.	\$0.6	
Accessory / Supplies Mfgr.	\$56.7	\$0.0 MILLION
TOTAL MFG. SALES	\$59.3	
Dealers / Wholesalers	\$53.2	\$56.7 MILLION
Boat Services	\$146.6	\$53.2 MILLION
TOTAL RETAIL & SERVICES SALES	\$199.8	\$146.6 MILLION

BOAT BUILDING
MOTOR/ENG. MFGR.
ACC./SUPPLIES MFGR.
DLRS/WHOLESALEERS
BOAT SERVICES

Source: NMMA's Center of Knowledge; Recreational Marine Research Center at Michigan State University



National Marine Manufacturers Association

nmma.org

ECONOMIC SIGNIFICANCE OF RECREATIONAL BOATING IN WEST VIRGINIA



TOTAL ANNUAL ECONOMIC IMPACT OF RECREATIONAL BOATING:

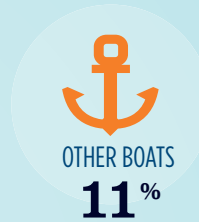
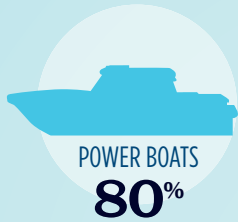
\$471.9 MILLION

Number of Recreational Boats*	55,910
Recreational Boating Industry Businesses	75
Total Jobs	3,709
Annual Recreational Boating-Related Spending	\$200.8 MILLION

RECREATIONAL BOATS IN WEST VIRGINIA

TOTAL BOATS* ▶ **55,910**

REGISTERED BOATS	55,910
Power boats	44,701
PWCs	5,011
Sailboats	214
Other Boats	5,984
HOUSEHOLDS PER BOAT	13.7

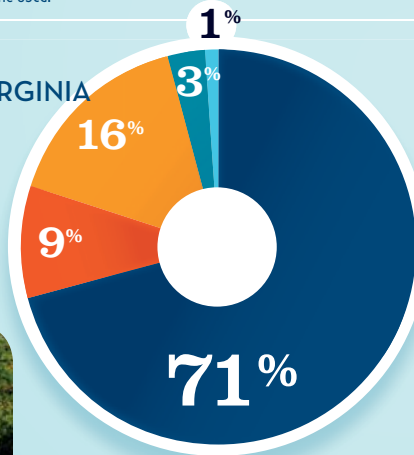


* Total boats are registered boats as reported by states to the USCG.

RECREATIONAL BOATING CREATES JOBS IN WEST VIRGINIA

TOTAL BOATING JOBS ▶ **811**

Boat Building	8
Motor / Engine Mfgr.	22
Accessory / Supplies Mfgr.	135
Dealers / Wholesalers	71
Boat Services	575



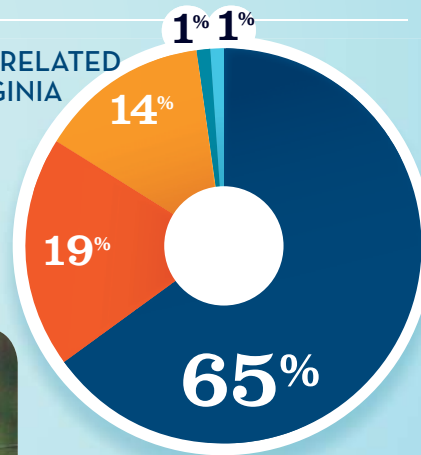
● BOAT BUILDING ● DLRS/WHOLESALEERS
● MOTOR/ENG. MFG. ● BOAT SERVICES
● ACC./SUPPLIES MFG.



RECREATIONAL BOATING-RELATED BUSINESSES IN WEST VIRGINIA

TOTAL BUSINESSES ▶ **75**

Boat Building	1
Motor / Engine Mfgr.	1
Accessory / Supplies Mfgr.	10
Dealers / Wholesalers	14
Boat Services	49



● BOAT BUILDING ● DLRS/WHOLESALEERS
● MOTOR/ENG. MFG. ● BOAT SERVICES
● ACC./SUPPLIES MFG.

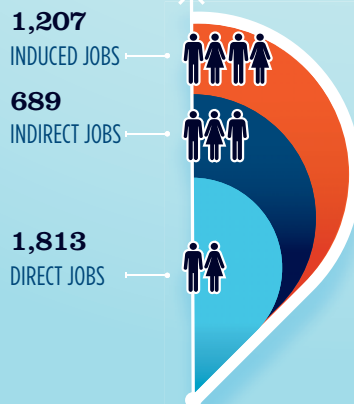


ESTIMATED JOBS IMPACT OF RECREATIONAL BOATING-RELATED SPENDING IN WEST VIRGINIA

EST. TOTAL JOBS ▶ **3,709**

EST. TOTAL LABOR INCOME ▶ **\$153.4 MILLIONS**

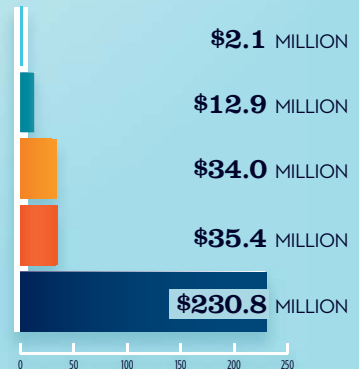
Est. Direct Income	\$62.0
Est. Indirect Income	\$38.6
Est. Induced Income	\$52.8



RECREATIONAL BOATING INDUSTRY SALES IN WEST VIRGINIA

Boat Building	\$2.1 MILLION
Motor / Engine Mfgr.	\$12.9 MILLION
Accessory / Supplies Mfgr.	\$34.0 MILLION
TOTAL MFG. SALES	\$49.0
Dealers / Wholesalers	\$35.4 MILLION
Boat Services	\$230.8 MILLION
TOTAL RETAIL & SERVICES SALES	\$266.2

● BOAT BUILDING ● DLRS/WHOLESALEERS
● MOTOR/ENG. MFG. ● BOAT SERVICES
● ACC./SUPPLIES MFG.



Source: NMMMA's Center of Knowledge; Recreational Marine Research Center at Michigan State University



National Marine Manufacturers Association

nmma.org

ECONOMIC SIGNIFICANCE OF RECREATIONAL BOATING IN WEST VIRGINIA

CONGRESSIONAL DISTRICT 3

Number of Recreational Boats*	17,786
Recreational Boating Industry Businesses	29
Total Jobs	1,310
Annual Recreational Boating-Related Spending	\$71.0 MILLION





TOTAL ANNUAL ECONOMIC IMPACT OF RECREATIONAL BOATING:

\$166.9 MILLION

RECREATIONAL BOATS IN WV-3

TOTAL BOATS* 17,786

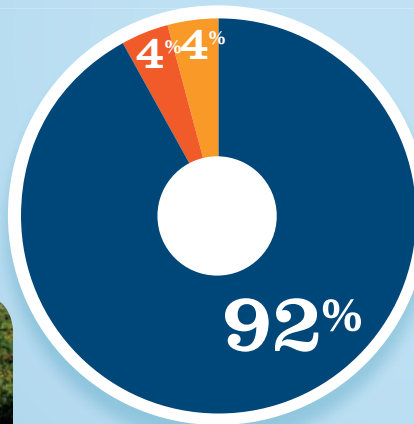
REGISTERED BOATS	17,786
Power boats	15,845
PWCs	1,549
Sailboats	49
Other Boats	343
HOUSEHOLDS PER BOAT	14.4



* Total boats are registered boats as reported by states to the USCG.

RECREATIONAL BOATING CREATES JOBS IN WV-3

TOTAL BOATING JOBS	493
Boat Building	-
Motor / Engine Mfgr.	-
Accessory / Supplies Mfgr.	21
Dealers / Wholesalers	18
Boat Services	454

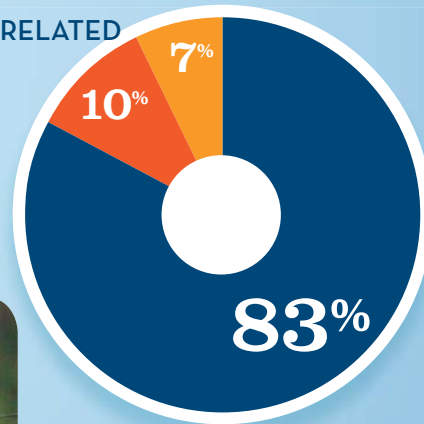


BOAT BUILDING † 0%
MOTOR/ENG. MFGR. † 0%
ACC./SUPPLIES MFGR. 4%
DLRS/WHOLESALERS 4%
BOAT SERVICES 92%



RECREATIONAL BOATING-RELATED BUSINESSES IN WV-3

TOTAL BUSINESSES	29
Boat Building	-
Motor / Engine Mfgr.	-
Accessory / Supplies Mfgr.	2
Dealers / Wholesalers	3
Boat Services	24

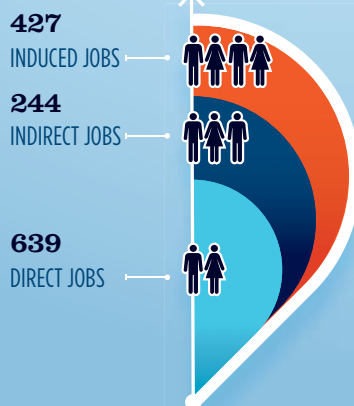


BOAT BUILDING † 0%
MOTOR/ENG. MFGR. † 0%
ACC./SUPPLIES MFGR. 10%
DLRS/WHOLESALERS 7%
BOAT SERVICES 83%



ESTIMATED JOBS IMPACT OF RECREATIONAL BOATING-RELATED SPENDING IN WV-3

EST. TOTAL JOBS	1,310
EST. TOTAL LABOR INCOME (MILLIONS)	\$54.3
Est. Direct Income	\$21.9
Est. Indirect Income	\$13.7
Est. Induced Income	\$18.7



RECREATIONAL BOATING INDUSTRY SALES IN WV-3

Boat Building	\$0.0	\$0.0 MILLION
Motor / Engine Mfgr.	\$0.0	\$0.0 MILLION
Accessory / Supplies Mfgr.	\$5.5	\$5.5 MILLION
TOTAL MFG. SALES	\$5.5	
Dealers / Wholesalers	\$8.5	\$8.5 MILLION
Boat Services	\$188.3	\$188.3 MILLION
TOTAL RETAIL & SERVICES SALES	\$196.7	

BOAT BUILDING 0%
MOTOR/ENG. MFGR. 0%
ACC./SUPPLIES MFGR. 2.8%
DLRS/WHOLESALERS 4.3%
BOAT SERVICES 92.9%

Source: NMMMA's Center of Knowledge; Recreational Marine Research Center at Michigan State University



National Marine Manufacturers Association

nmma.org

ECONOMIC SIGNIFICANCE OF RECREATIONAL BOATING IN WYOMING



TOTAL ANNUAL ECONOMIC IMPACT OF RECREATIONAL BOATING:

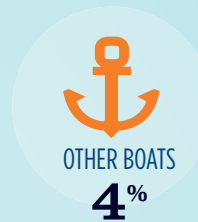

\$273.6 MILLION

Number of Recreational Boats*	29,849
Recreational Boating Industry Businesses	49
Total Jobs	2,141
Annual Recreational Boating-Related Spending	\$116.6 MILLION

RECREATIONAL BOATS IN WYOMING

TOTAL BOATS* ▶ **29,849**

REGISTERED BOATS	29,849
Power boats	24,557
PWCs	3,783
Sailboats	398
Other Boats	1,111
HOUSEHOLDS PER BOAT	7.7

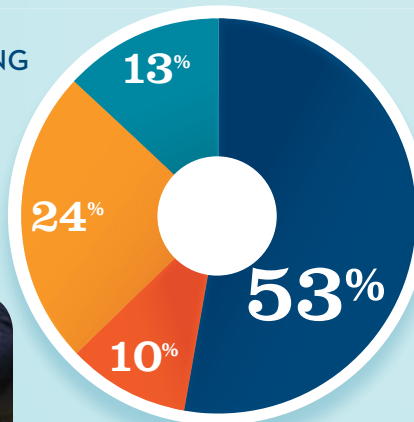


* Total boats are registered boats as reported by states to the USCG.

RECREATIONAL BOATING CREATES JOBS IN WYOMING

TOTAL BOATING JOBS ▶ **384**

Boat Building	-
Motor / Engine Mfg.	50
Accessory / Supplies Mfg.	91
Dealers / Wholesalers	38
Boat Services	205



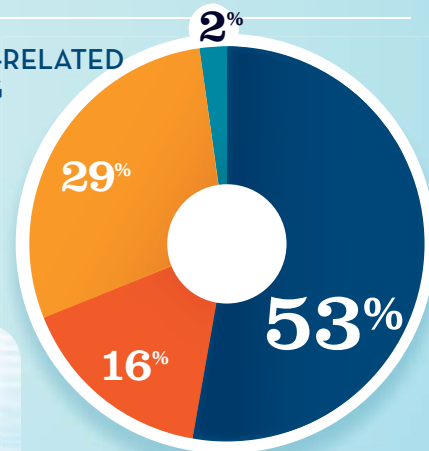
● BOAT BUILDING[†]
● DLRS/WHOLESALEERS
● MOTOR/ENG. MFGR.
 ● BOAT SERVICES
● ACC./SUPPLIES MFGR. † 0%



RECREATIONAL BOATING-RELATED BUSINESSES IN WYOMING

TOTAL BUSINESSES ▶ **49**

Boat Building	-
Motor / Engine Mfg.	1
Accessory / Supplies Mfg.	14
Dealers / Wholesalers	8
Boat Services	26



● BOAT BUILDING[†]
● DLRS/WHOLESALEERS
● MOTOR/ENG. MFGR.
 ● BOAT SERVICES
● ACC./SUPPLIES MFGR. † 0%

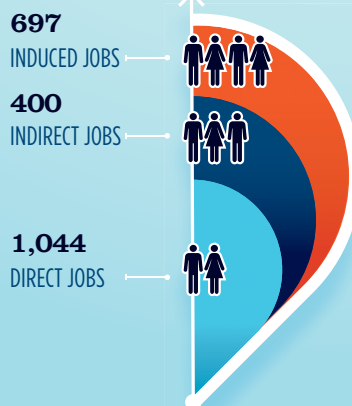


ESTIMATED JOBS IMPACT OF RECREATIONAL BOATING-RELATED SPENDING IN WYOMING

EST. TOTAL JOBS ▶ **2,141**

EST. TOTAL LABOR INCOME ▶ **\$88.5** MILLIONS

Est. Direct Income	\$35.6
Est. Indirect Income	\$22.4
Est. Induced Income	\$30.5

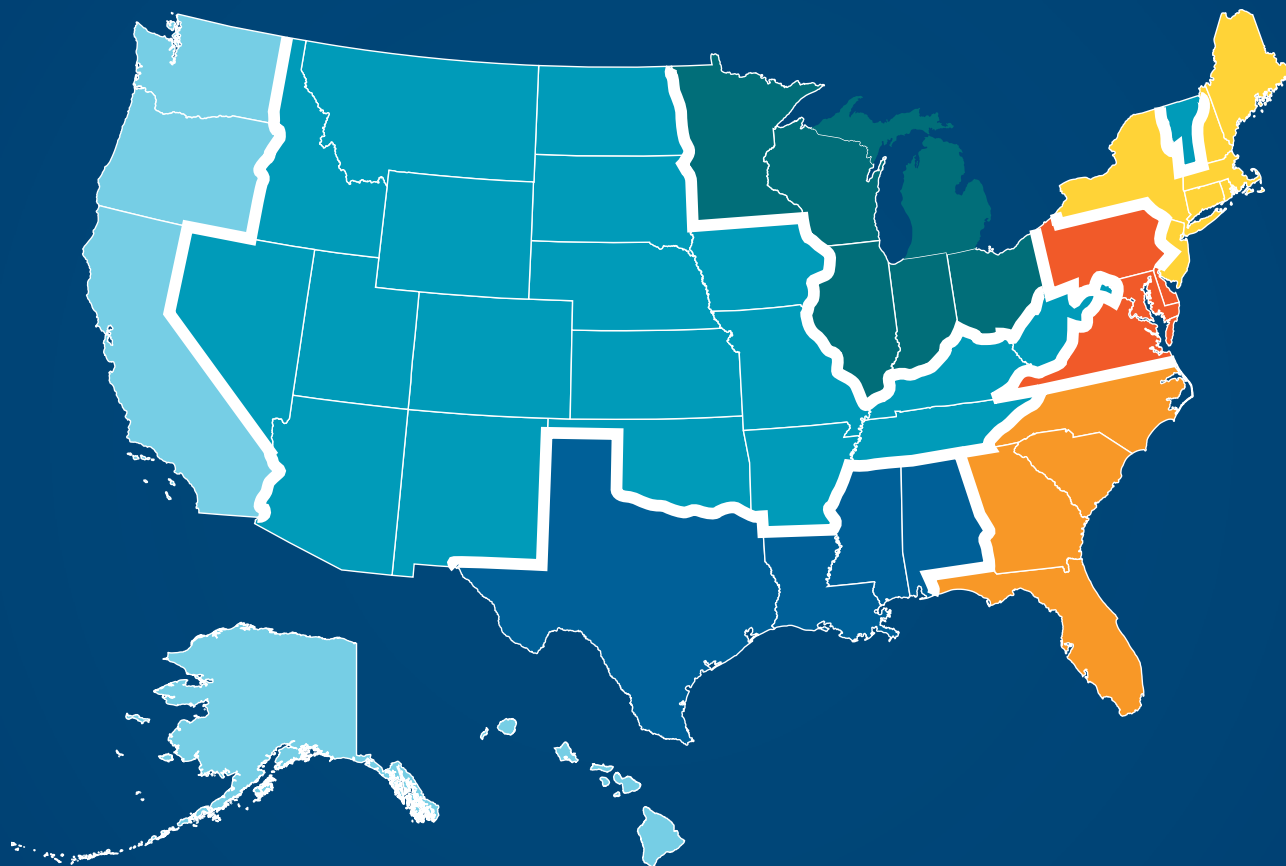


RECREATIONAL BOATING INDUSTRY SALES IN WYOMING

Boat Building	\$0.0	\$0.0 MILLION
Motor / Engine Mfg.	\$29.4	
Accessory / Supplies Mfg.	\$21.1	\$29.4 MILLION
TOTAL MFGR. SALES	\$50.5	
Dealers / Wholesalers	\$18.9	\$21.1 MILLION
Boat Services	\$60.7	\$18.9 MILLION
TOTAL RETAIL & SERVICES SALES	\$79.6	\$60.7 MILLION

● BOAT BUILDING
 ● DLRS/WHOLESALEERS
● MOTOR/ENG. MFGR.
 ● BOAT SERVICES
● ACC./SUPPLIES MFGR.

Source: NMMA's Center of Knowledge; Recreational Marine Research Center at Michigan State University



MID ATLANTIC





National Marine Manufacturers Association

nmma.org

ECONOMIC SIGNIFICANCE OF RECREATIONAL BOATING IN DELAWARE



TOTAL ANNUAL ECONOMIC IMPACT OF RECREATIONAL BOATING:

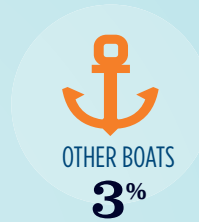

\$950.3 MILLION

Number of Recreational Boats*	45,900
Recreational Boating Industry Businesses	97
Total Jobs	7,816
Annual Recreational Boating-Related Spending	\$389.1 MILLION

RECREATIONAL BOATS IN DELAWARE

TOTAL BOATS* ▶ **45,900**

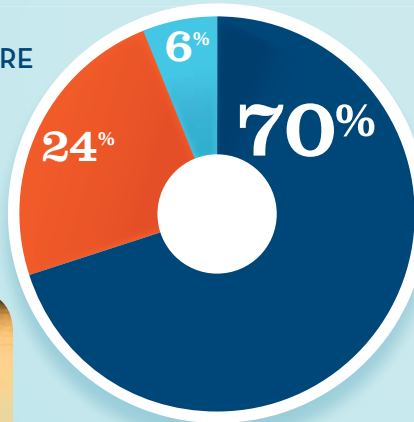
REGISTERED BOATS	45,900
Power boats	37,985
PWCs	3,792
Sailboats	2,951
Other Boats	1,172
HOUSEHOLDS PER BOAT	7.5



* Total boats are registered boats as reported by states to the USCG.

RECREATIONAL BOATING CREATES JOBS IN DELAWARE

TOTAL BOATING JOBS	551
Boat Building	30
Motor / Engine Mfgr.	-
Accessory / Supplies Mfgr.	2
Dealers / Wholesalers	134
Boat Services	385

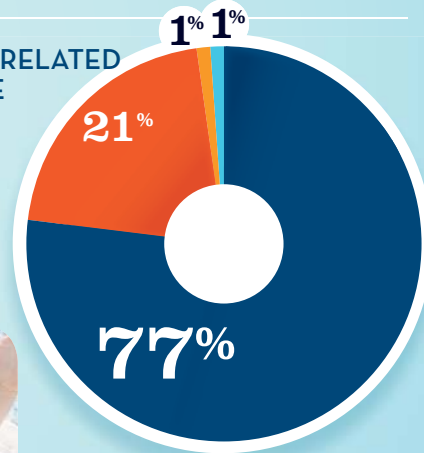


● BOAT BUILDING
● MOTOR/ENG. MFGR. †
● ACC./SUPPLIES MFGR. †
● DLRS/WHOLESALEERS
● BOAT SERVICES
 † 0%



RECREATIONAL BOATING-RELATED BUSINESSES IN DELAWARE

TOTAL BUSINESSES	97
Boat Building	1
Motor / Engine Mfgr.	-
Accessory / Supplies Mfgr.	1
Dealers / Wholesalers	20
Boat Services	75

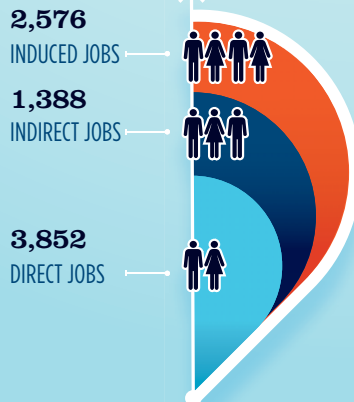


● BOAT BUILDING
● MOTOR/ENG. MFGR. †
● ACC./SUPPLIES MFGR.
● DLRS/WHOLESALEERS
● BOAT SERVICES
 † 0%



ESTIMATED JOBS IMPACT OF RECREATIONAL BOATING-RELATED SPENDING IN DELAWARE

EST. TOTAL JOBS	7,816
EST. TOTAL LABOR INCOME	\$327.3 MILLIONS
Est. Direct Income	\$138.7
Est. Indirect Income	\$75.9
Est. Induced Income	\$112.7



RECREATIONAL BOATING INDUSTRY SALES IN DELAWARE

Boat Building	\$7.7	\$7.7 MILLION
Motor / Engine Mfgr.	\$0.0	\$0.0 MILLION
Accessory / Supplies Mfgr.	\$0.3	\$0.3 MILLION
TOTAL MFG. SALES	\$8.0	
Dealers / Wholesalers	\$63.1	\$63.1 MILLION
Boat Services	\$117.2	\$117.2 MILLION
TOTAL RETAIL & SERVICES SALES	\$180.3	

● BOAT BUILDING
● MOTOR/ENG. MFGR.
● ACC./SUPPLIES MFGR.
● DLRS/WHOLESALEERS
● BOAT SERVICES

Source: NMMMA's Center of Knowledge; Recreational Marine Research Center at Michigan State University



National Marine Manufacturers Association

nmma.org

ECONOMIC SIGNIFICANCE OF RECREATIONAL BOATING IN DISTRICT OF COLUMBIA



TOTAL ANNUAL ECONOMIC IMPACT OF RECREATIONAL BOATING:

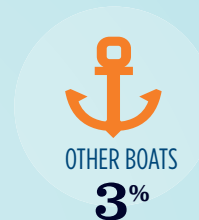

\$71.2 MILLION

Number of Recreational Boats*	3,332
Recreational Boating Industry Businesses	27
Total Jobs	608
Annual Recreational Boating-Related Spending	\$28.8 MILLION

RECREATIONAL BOATS IN DC

TOTAL BOATS* ▶ **3,332**

REGISTERED BOATS	3,332
Power boats	2,396
PWCs	178
Sailboats	656
Other Boats	102
HOUSEHOLDS PER BOAT	80.8

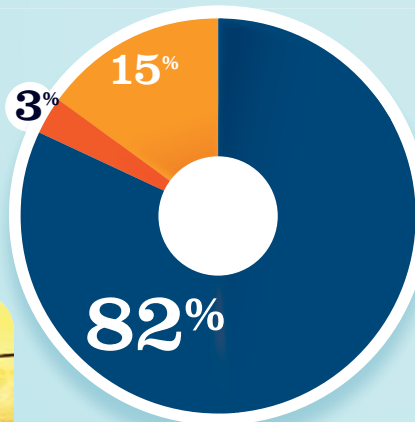


* Total boats are registered boats as reported by states to the USCG.

RECREATIONAL BOATING CREATES JOBS IN DC

TOTAL BOATING JOBS ▶ **184**

Boat Building	-
Motor / Engine Mfgr.	-
Accessory / Supplies Mfgr.	27
Dealers / Wholesalers	5
Boat Services	152



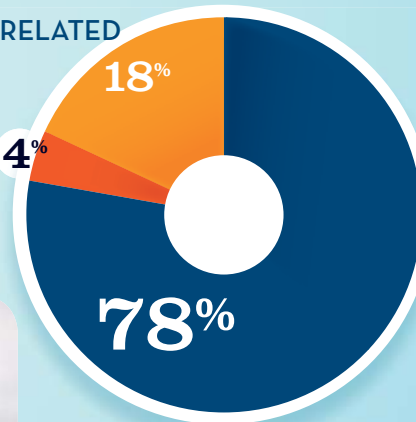
● BOAT BUILDING[†]
● DLRS/WHOLESALERS
 ● MOTOR/ENG. MFGR.[‡]
● BOAT SERVICES
 ● ACC./SUPPLIES MFGR.
 ● † 0%



RECREATIONAL BOATING-RELATED BUSINESSES IN DC

TOTAL BUSINESSES ▶ **27**

Boat Building	-
Motor / Engine Mfgr.	-
Accessory / Supplies Mfgr.	5
Dealers / Wholesalers	1
Boat Services	21



● BOAT BUILDING[†]
● DLRS/WHOLESALERS
 ● MOTOR/ENG. MFGR.[‡]
● BOAT SERVICES
 ● ACC./SUPPLIES MFGR.
 ● † 0%




ESTIMATED JOBS IMPACT OF RECREATIONAL BOATING-RELATED SPENDING IN DC

EST. TOTAL JOBS ▶ **608**

MILLIONS

EST. TOTAL LABOR INCOME ▶ **\$25.0**

Est. Direct Income	\$10.8
Est. Indirect Income	\$5.6
Est. Induced Income	\$8.6



RECREATIONAL BOATING INDUSTRY SALES IN DC

Boat Building	\$0.0	\$0.0 MILLION
Motor / Engine Mfgr.	\$0.0	\$0.0 MILLION
Accessory / Supplies Mfgr.	\$6.1	\$6.1 MILLION
TOTAL MFGR. SALES	\$6.0	
Dealers / Wholesalers	\$3.6	\$6.1 MILLION
Boat Services	\$29.5	\$3.6 MILLION
TOTAL RETAIL & SERVICES SALES	\$33.1	\$29.5 MILLION

● BOAT BUILDING
 ● DLRS/WHOLESALERS
 ● MOTOR/ENG. MFGR.
 ● BOAT SERVICES
 ● ACC./SUPPLIES MFGR.

Source: NMMA's Center of Knowledge; Recreational Marine Research Center at Michigan State University



National Marine Manufacturers Association

nmma.org

ECONOMIC SIGNIFICANCE OF RECREATIONAL BOATING IN MARYLAND



TOTAL ANNUAL ECONOMIC IMPACT OF RECREATIONAL BOATING:

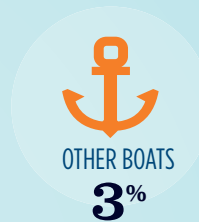

\$2.41 BILLION

Number of Recreational Boats*	178,753
Recreational Boating Industry Businesses	1,043
Total Jobs	19,477
Annual Recreational Boating-Related Spending	\$1.0 BILLION

RECREATIONAL BOATS IN MARYLAND

TOTAL BOATS* ▶ 178,753

REGISTERED BOATS	178,753
Power boats	142,952
PWCs	19,641
Sailboats	10,808
Other Boats	5,352
HOUSEHOLDS PER BOAT	12.1

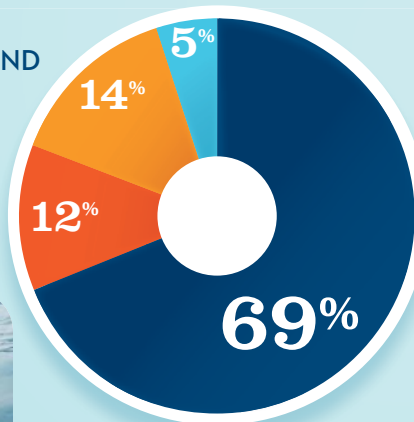


* Total boats are registered boats as reported by states to the USCG.

RECREATIONAL BOATING CREATES JOBS IN MARYLAND

TOTAL BOATING JOBS ▶ 6,641

Boat Building	354
Motor / Engine Mfgr.	6
Accessory / Supplies Mfgr.	886
Dealers / Wholesalers	808
Boat Services	4,587



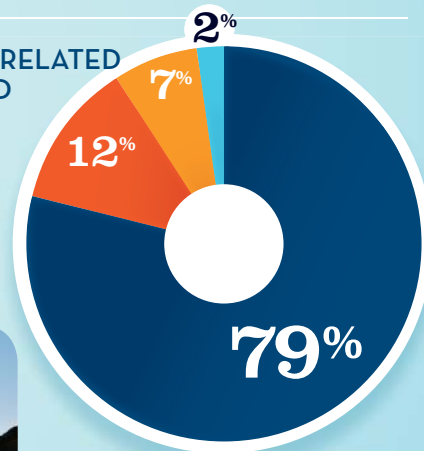
● BOAT BUILDING
● MOTOR/ENG. MFR.†
● ACC./SUPPLIES MFR.
● DLRS/WHOLESALERS
● BOAT SERVICES
 † 0%



RECREATIONAL BOATING-RELATED BUSINESSES IN MARYLAND

TOTAL BUSINESSES ▶ 1,043

Boat Building	21
Motor / Engine Mfgr.	1
Accessory / Supplies Mfgr.	78
Dealers / Wholesalers	121
Boat Services	822



● BOAT BUILDING
● MOTOR/ENG. MFR.†
● ACC./SUPPLIES MFR.
● DLRS/WHOLESALERS
● BOAT SERVICES
 † 0%

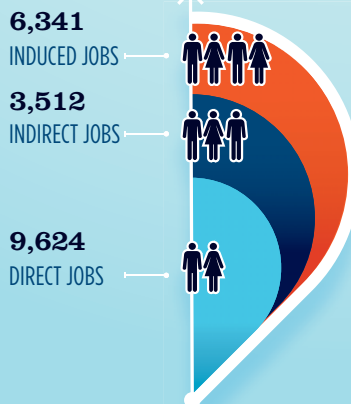


ESTIMATED JOBS IMPACT OF RECREATIONAL BOATING-RELATED SPENDING IN MARYLAND

EST. TOTAL JOBS ▶ 19,477

EST. TOTAL LABOR INCOME ▶ \$806.1 MILLIONS

Est. Direct Income	\$334.4
Est. Indirect Income	\$194.1
Est. Induced Income	\$277.6



RECREATIONAL BOATING INDUSTRY SALES IN MARYLAND

Boat Building	\$91.3 MILLION
Motor / Engine Mfgr.	\$3.5 MILLION
Accessory / Supplies Mfgr.	\$131.6 MILLION
TOTAL MFR. SALES	\$226.4
Dealers / Wholesalers	\$458.2 MILLION
Boat Services	\$1,220.8 MILLION
TOTAL RETAIL & SERVICES SALES	\$1,679.0

● BOAT BUILDING
● MOTOR/ENG. MFR.
● ACC./SUPPLIES MFR.
● DLRS/WHOLESALERS
● BOAT SERVICES

Source: NMMMA's Center of Knowledge; Recreational Marine Research Center at Michigan State University



National Marine Manufacturers Association

nmma.org

ECONOMIC SIGNIFICANCE OF RECREATIONAL BOATING IN MARYLAND

CONGRESSIONAL DISTRICT 1

Number of Recreational Boats*	49,776
Recreational Boating Industry Businesses	343
Total Jobs	5,394
Annual Recreational Boating-Related Spending	\$280.6 MILLION





TOTAL ANNUAL ECONOMIC IMPACT OF RECREATIONAL BOATING:

\$670.4 MILLION

RECREATIONAL BOATS IN MD-1

TOTAL BOATS* ▶ **49,776**

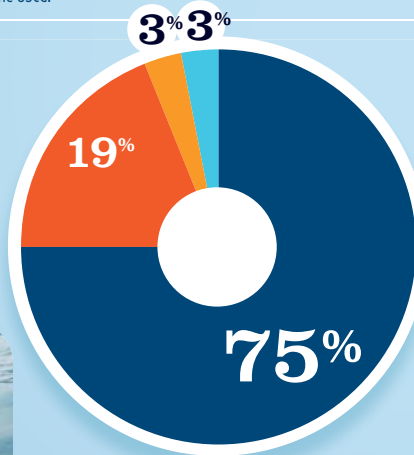
REGISTERED BOATS	49,776
Power boats	42,585
PWCs	4,691
Sailboats	2,391
Other Boats	109
HOUSEHOLDS PER BOAT	5.5



* Total boats are registered boats as reported by states to the USCG.

RECREATIONAL BOATING CREATES JOBS IN MD-1

TOTAL BOATING JOBS	1,873
Boat Building	60
Motor / Engine Mfgr.	-
Accessory / Supplies Mfgr.	45
Dealers / Wholesalers	358
Boat Services	1,410

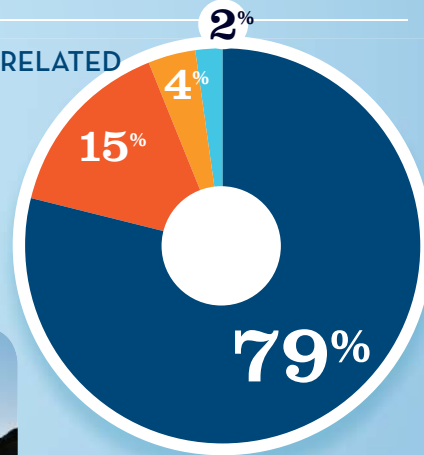


BOAT BUILDING 3%
MOTOR/ENG. MFGR. † 3%
ACC./SUPPLIES MFGR. 0%
DLRS/WHOLESALERS 19%
BOAT SERVICES 75%



RECREATIONAL BOATING-RELATED BUSINESSES IN MD-1

TOTAL BUSINESSES	343
Boat Building	7
Motor / Engine Mfgr.	-
Accessory / Supplies Mfgr.	15
Dealers / Wholesalers	51
Boat Services	270

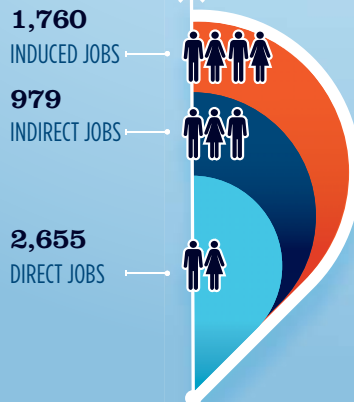


BOAT BUILDING 2%
MOTOR/ENG. MFGR. † 4%
ACC./SUPPLIES MFGR. 0%
DLRS/WHOLESALERS 15%
BOAT SERVICES 79%



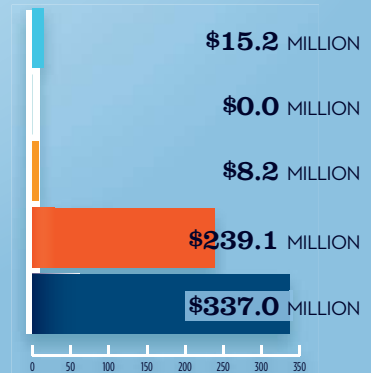
ESTIMATED JOBS IMPACT OF RECREATIONAL BOATING-RELATED SPENDING IN MD-1

EST. TOTAL JOBS	5,394
EST. TOTAL LABOR INCOME	\$223.6 MILLIONS
Est. Direct Income	\$92.4
Est. Indirect Income	\$54.2
Est. Induced Income	\$77.0



RECREATIONAL BOATING INDUSTRY SALES IN MD-1

Boat Building	\$15.5
Motor / Engine Mfgr.	\$0.0
Accessory / Supplies Mfgr.	\$8.2
TOTAL MFGR. SALES	\$23.7
Dealers / Wholesalers	\$239.1
Boat Services	\$337.0
TOTAL RETAIL & SERVICES SALES	\$576.1



BOAT BUILDING 15.5
MOTOR/ENG. MFGR. 0.0
ACC./SUPPLIES MFGR. 8.2
DLRS/WHOLESALERS 239.1
BOAT SERVICES 337.0

Source: NMMMA's Center of Knowledge; Recreational Marine Research Center at Michigan State University



National Marine Manufacturers Association

nmma.org

ECONOMIC SIGNIFICANCE OF RECREATIONAL BOATING IN MARYLAND

CONGRESSIONAL DISTRICT 2

Number of Recreational Boats*	18,561
Recreational Boating Industry Businesses	125
Total Jobs	2,068
Annual Recreational Boating-Related Spending	\$107.4 MILLION

TOTAL ANNUAL ECONOMIC IMPACT OF RECREATIONAL BOATING:



\$256.7 MILLION



RECREATIONAL BOATS IN MD-2

TOTAL BOATS* 18,561

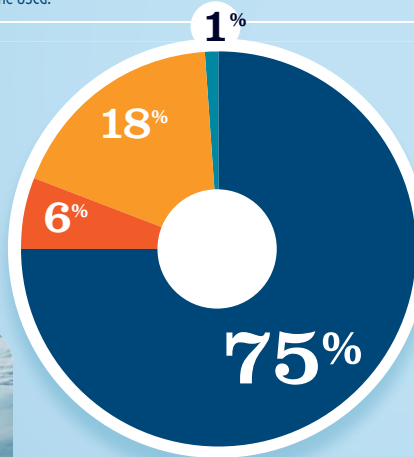
REGISTERED BOATS	18,561
Power boats	15,501
PWCs	2,341
Sailboats	704
Other Boats	15
HOUSEHOLDS PER BOAT	15.0



* Total boats are registered boats as reported by states to the USCG.

RECREATIONAL BOATING CREATES JOBS IN MD-2

TOTAL BOATING JOBS	850
Boat Building	3
Motor / Engine Mfgr.	6
Accessory / Supplies Mfgr.	151
Dealers / Wholesalers	51
Boat Services	639

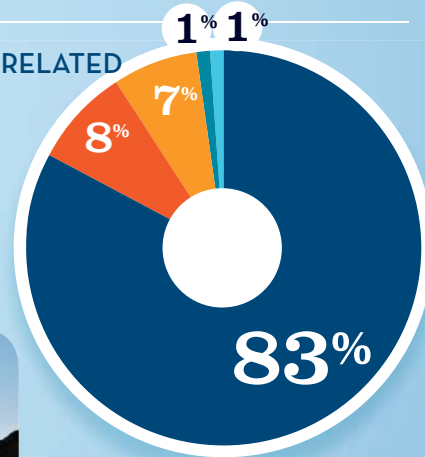


BOAT BUILDING + 1%
MOTOR/ENG. MFGR. 1%
ACC./SUPPLIES MFGR. 18%
DLRS/WHOLESALERS 6%
BOAT SERVICES 75%
+ 0%



RECREATIONAL BOATING-RELATED BUSINESSES IN MD-2

TOTAL BUSINESSES	125
Boat Building	1
Motor / Engine Mfgr.	1
Accessory / Supplies Mfgr.	9
Dealers / Wholesalers	10
Boat Services	104

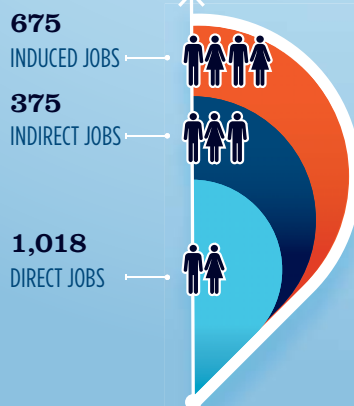


BOAT BUILDING 1%
MOTOR/ENG. MFGR. 1%
ACC./SUPPLIES MFGR. 8%
DLRS/WHOLESALERS 7%
BOAT SERVICES 83%



ESTIMATED JOBS IMPACT OF RECREATIONAL BOATING-RELATED SPENDING IN MD-2

EST. TOTAL JOBS	2,068
EST. TOTAL LABOR INCOME (MILLIONS)	\$85.8
Est. Direct Income	\$35.5
Est. Indirect Income	\$20.8
Est. Induced Income	\$29.5



RECREATIONAL BOATING INDUSTRY SALES IN MD-2

Boat Building	\$0.8 MILLION
Motor / Engine Mfgr.	\$3.5 MILLION
Accessory / Supplies Mfgr.	\$19.0 MILLION
TOTAL MFGR. SALES	\$23.3
Dealers / Wholesalers	\$24.8 MILLION
Boat Services	\$209.0 MILLION
TOTAL RETAIL & SERVICES SALES	\$233

BOAT BUILDING
MOTOR/ENG. MFGR.
ACC./SUPPLIES MFGR.
DLRS/WHOLESALERS
BOAT SERVICES

Source: NMMMA's Center of Knowledge; Recreational Marine Research Center at Michigan State University



National Marine Manufacturers Association

nmma.org

ECONOMIC SIGNIFICANCE OF RECREATIONAL BOATING IN MARYLAND

CONGRESSIONAL DISTRICT 3

Number of Recreational Boats*	19,496
Recreational Boating Industry Businesses	263
Total Jobs	2,537
Annual Recreational Boating-Related Spending	\$127.9 MILLION

TOTAL ANNUAL ECONOMIC IMPACT OF RECREATIONAL BOATING:



\$308.7 MILLION



RECREATIONAL BOATS IN MD-3

TOTAL BOATS* ▶ 19,496

REGISTERED BOATS	19,496
Power boats	15,322
PWCs	2,024
Sailboats	2,110
Other Boats	40
HOUSEHOLDS PER BOAT	14.7

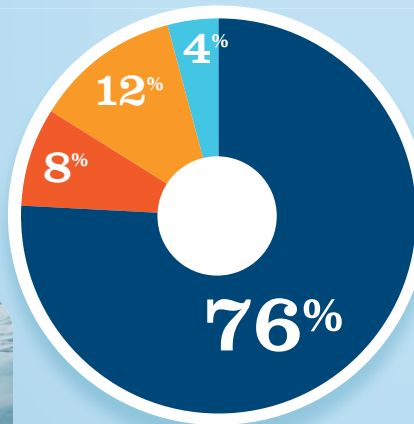


* Total boats are registered boats as reported by states to the USCG.

RECREATIONAL BOATING CREATES JOBS IN MD-3

TOTAL BOATING JOBS ▶ 1,633

Boat Building	71
Motor / Engine Mfgr.	-
Accessory / Supplies Mfgr.	202
Dealers / Wholesalers	129
Boat Services	1,231



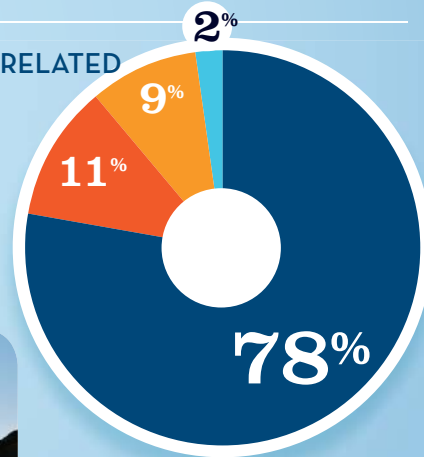
BOAT BUILDING 4%
DLRS/WHOLESALERS 12%
MOTOR/ENG. MFGR. † 0%
ACC./SUPPLIES MFGR. 8%
BOAT SERVICES 76%



RECREATIONAL BOATING-RELATED BUSINESSES IN MD-3

TOTAL BUSINESSES ▶ 263

Boat Building	6
Motor / Engine Mfgr.	-
Accessory / Supplies Mfgr.	24
Dealers / Wholesalers	29
Boat Services	204



BOAT BUILDING 2%
DLRS/WHOLESALERS 11%
MOTOR/ENG. MFGR. † 0%
ACC./SUPPLIES MFGR. 9%
BOAT SERVICES 78%

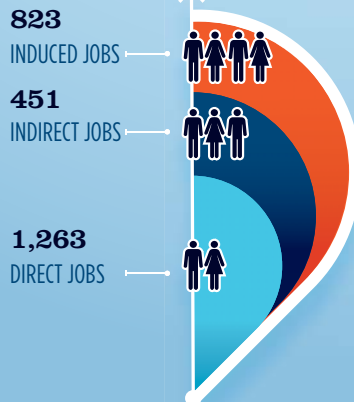


ESTIMATED JOBS IMPACT OF RECREATIONAL BOATING-RELATED SPENDING IN MD-3

EST. TOTAL JOBS ▶ 2,537

EST. TOTAL LABOR INCOME ▶ \$104.6 MILLIONS

Est. Direct Income	\$43.9
Est. Indirect Income	\$24.7
Est. Induced Income	\$36.0

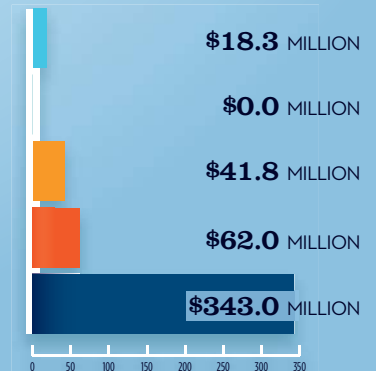


RECREATIONAL BOATING INDUSTRY SALES IN MD-3

Boat Building	\$18.3
Motor / Engine Mfgr.	\$0.0
Accessory / Supplies Mfgr.	\$41.8
TOTAL MFGR. SALES	▶ \$60.1

Dealers / Wholesalers	\$62.0
Boat Services	\$343.0
TOTAL RETAIL & SERVICES SALES	▶ \$405.0

BOAT BUILDING \$18.3 MILLION
DLRS/WHOLESALERS \$41.8 MILLION
MOTOR/ENG. MFGR. \$0.0 MILLION
ACC./SUPPLIES MFGR. \$62.0 MILLION
BOAT SERVICES \$343.0 MILLION



Source: NMMMA's Center of Knowledge; Recreational Marine Research Center at Michigan State University



National Marine Manufacturers Association

nmma.org

ECONOMIC SIGNIFICANCE OF RECREATIONAL BOATING IN MARYLAND

CONGRESSIONAL DISTRICT 5

Number of Recreational Boats*	31,965
Recreational Boating Industry Businesses	187
Total Jobs	3,641
Annual Recreational Boating-Related Spending	\$187.8 MILLION

TOTAL ANNUAL ECONOMIC IMPACT OF RECREATIONAL BOATING:


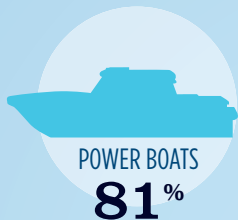
\$449.9 MILLION



RECREATIONAL BOATS IN MD-5

TOTAL BOATS* **31,965**

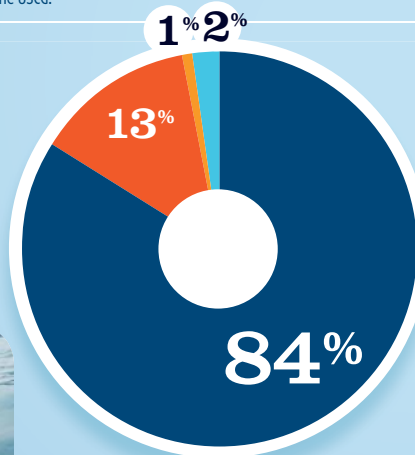
REGISTERED BOATS	31,965
Power boats	25,960
PWCs	4,043
Sailboats	1,915
Other Boats	47
HOUSEHOLDS PER BOAT	7.9



* Total boats are registered boats as reported by states to the USCG.

RECREATIONAL BOATING CREATES JOBS IN MD-5

TOTAL BOATING JOBS	983
Boat Building	19
Motor / Engine Mfgr.	-
Accessory / Supplies Mfgr.	8
Dealers / Wholesalers	133
Boat Services	823

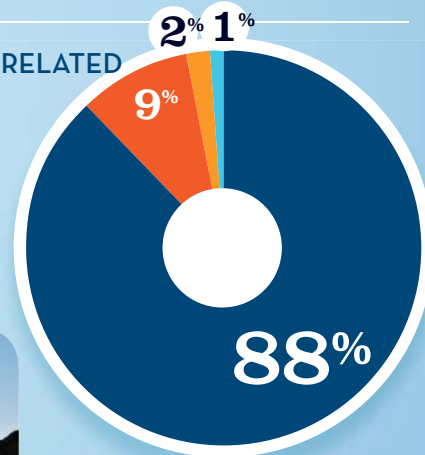


BOAT BUILDING 1%
MOTOR/ENG. MFG. † 2%
ACC./SUPPLIES MFGR. 0%
DLRS/WHOLESALERS 13%
BOAT SERVICES 84%



RECREATIONAL BOATING-RELATED BUSINESSES IN MD-5

TOTAL BUSINESSES	187
Boat Building	2
Motor / Engine Mfgr.	-
Accessory / Supplies Mfgr.	4
Dealers / Wholesalers	17
Boat Services	164

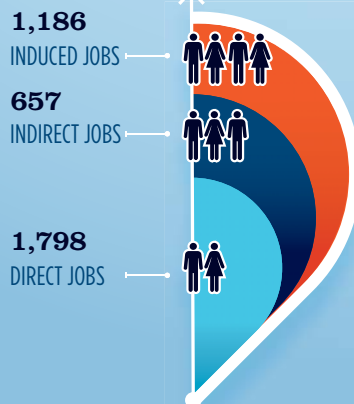


BOAT BUILDING 2%
MOTOR/ENG. MFG. † 1%
ACC./SUPPLIES MFGR. 0%
DLRS/WHOLESALERS 9%
BOAT SERVICES 88%



ESTIMATED JOBS IMPACT OF RECREATIONAL BOATING-RELATED SPENDING IN MD-5

EST. TOTAL JOBS	3,641
EST. TOTAL LABOR INCOME	\$150.7 MILLIONS
Est. Direct Income	\$62.5
Est. Indirect Income	\$36.3
Est. Induced Income	\$51.9



RECREATIONAL BOATING INDUSTRY SALES IN MD-5

Boat Building	\$4.9	\$4.9 MILLION
Motor / Engine Mfgr.	\$0.0	\$0.0 MILLION
Accessory / Supplies Mfgr.	\$1.7	\$1.7 MILLION
TOTAL MFG. SALES	\$6.6	
Dealers / Wholesalers	\$66.6	\$66.6 MILLION
Boat Services	\$203.1	\$203.1 MILLION
TOTAL RETAIL & SERVICES SALES	\$269.7	

BOAT BUILDING
MOTOR/ENG. MFG.
ACC./SUPPLIES MFGR.
DLRS/WHOLESALERS
BOAT SERVICES

Source: NMMMA's Center of Knowledge; Recreational Marine Research Center at Michigan State University



National Marine Manufacturers Association

nmma.org

ECONOMIC SIGNIFICANCE OF RECREATIONAL BOATING IN PENNSYLVANIA



TOTAL ANNUAL ECONOMIC IMPACT OF RECREATIONAL BOATING:

\$3.13 BILLION

Number of Recreational Boats*	365,678
Recreational Boating Industry Businesses	573
Total Jobs	24,835
Annual Recreational Boating-Related Spending	\$1.3 BILLION

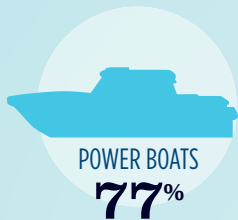
RECREATIONAL BOATS IN PENNSYLVANIA

TOTAL BOATS* ▶ **365,678**

REGISTERED BOATS **365,678**

Power boats	280,288
PWCs	32,410
Sailboats	7,452
Other Boats	45,528

HOUSEHOLDS PER BOAT **13.8**

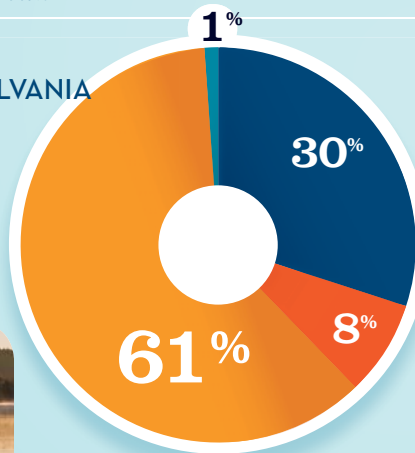


* Total boats are registered boats as reported by states to the USCG.

RECREATIONAL BOATING CREATES JOBS IN PENNSYLVANIA

TOTAL BOATING JOBS ▶ **8,315**

Boat Building	13
Motor / Engine Mfgr.	55
Accessory / Supplies Mfgr.	5,066
Dealers / Wholesalers	638
Boat Services	2,543



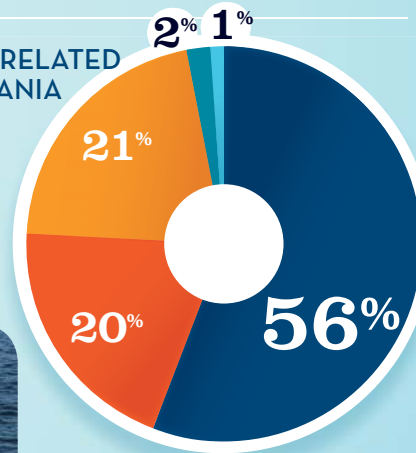
● BOAT BUILDING[†]
● DLRS/WHOLESALERS
● MOTOR/ENG. MFGR.
 ● BOAT SERVICES
● ACC./SUPPLIES MFGR. [†] 0%



RECREATIONAL BOATING-RELATED BUSINESSES IN PENNSYLVANIA

TOTAL BUSINESSES ▶ **573**

Boat Building	5
Motor / Engine Mfgr.	10
Accessory / Supplies Mfgr.	121
Dealers / Wholesalers	114
Boat Services	323



● BOAT BUILDING
 ● DLRS/WHOLESALERS
● MOTOR/ENG. MFGR.
 ● BOAT SERVICES
● ACC./SUPPLIES MFGR.

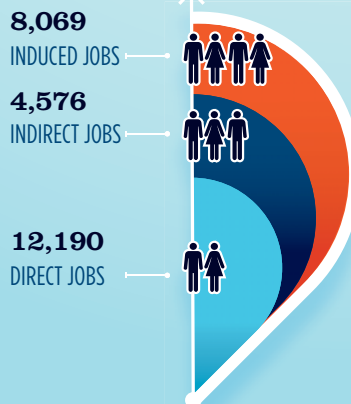


ESTIMATED JOBS IMPACT OF RECREATIONAL BOATING-RELATED SPENDING IN PENNSYLVANIA

EST. TOTAL JOBS ▶ **24,835**

EST. TOTAL LABOR INCOME **\$1,025.7** MILLIONS

Est. Direct Income	\$417.0
Est. Indirect Income	\$255.5
Est. Induced Income	\$353.2



RECREATIONAL BOATING INDUSTRY SALES IN PENNSYLVANIA

Boat Building **\$3.4** MILLION

Motor / Engine Mfgr. **\$32.3** MILLION

Accessory / Supplies Mfgr. **\$1,012.6** MILLION

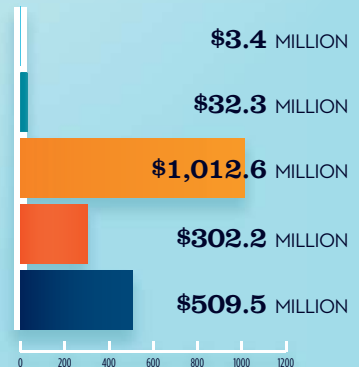
Dealers / Wholesalers **\$302.2** MILLION

Boat Services **\$509.5** MILLION

TOTAL MFGR. SALES ▶ **\$1,048.3** MILLION

TOTAL RETAIL & SERVICES SALES ▶ **\$811.7** MILLION

● BOAT BUILDING
 ● DLRS/WHOLESALERS
● MOTOR/ENG. MFGR.
 ● BOAT SERVICES
● ACC./SUPPLIES MFGR.



Source: NMMMA's Center of Knowledge; Recreational Marine Research Center at Michigan State University



National Marine Manufacturers Association

nmma.org

ECONOMIC SIGNIFICANCE OF RECREATIONAL BOATING IN PENNSYLVANIA

CONGRESSIONAL DISTRICT 3

Number of Recreational Boats*	28,721
Recreational Boating Industry Businesses	72
Total Jobs	2,301
Annual Recreational Boating-Related Spending	\$123.4 MILLION

TOTAL ANNUAL ECONOMIC IMPACT OF RECREATIONAL BOATING:

\$291.1 MILLION


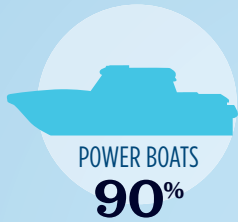
RECREATIONAL BOATS IN PA-3

TOTAL BOATS* 28,721

REGISTERED BOATS 28,721

Power boats	25,767
PWCs	2,419
Sailboats	528
Other Boats	7

HOUSEHOLDS PER BOAT 9.8

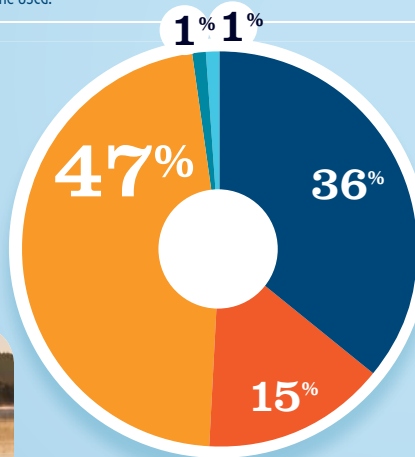


* Total boats are registered boats as reported by states to the USCG.

RECREATIONAL BOATING CREATES JOBS IN PA-3

TOTAL BOATING JOBS 516

Boat Building	3
Motor / Engine Mfg.	8
Accessory / Supplies Mfg.	242
Dealers / Wholesalers	76
Boat Services	187



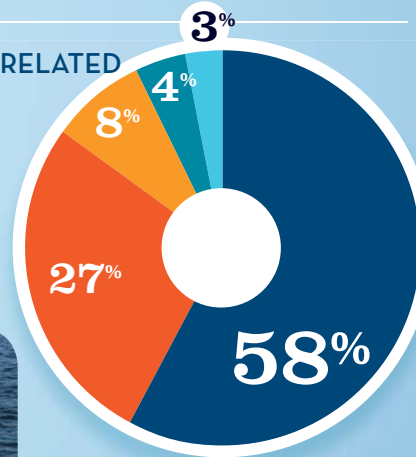
BOAT BUILDING
MOTOR/ENG. MFG.
ACC./SUPPLIES MFG.
DLRS/WHOLESALERS
BOAT SERVICES



RECREATIONAL BOATING-RELATED BUSINESSES IN PA-3

TOTAL BUSINESSES 72

Boat Building	2
Motor / Engine Mfg.	3
Accessory / Supplies Mfg.	6
Dealers / Wholesalers	19
Boat Services	42



BOAT BUILDING
MOTOR/ENG. MFG.
ACC./SUPPLIES MFG.
DLRS/WHOLESALERS
BOAT SERVICES

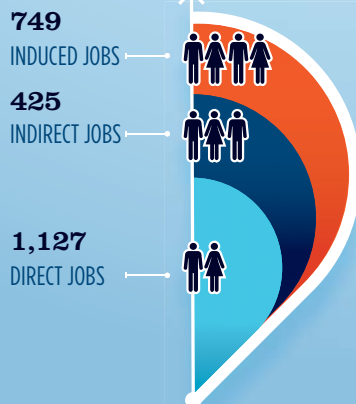


ESTIMATED JOBS IMPACT OF RECREATIONAL BOATING-RELATED SPENDING IN PA-3

EST. TOTAL JOBS 2,301

EST. TOTAL LABOR INCOME \$95.2 MILLIONS

Est. Direct Income	\$38.7
Est. Indirect Income	\$23.7
Est. Induced Income	\$32.8

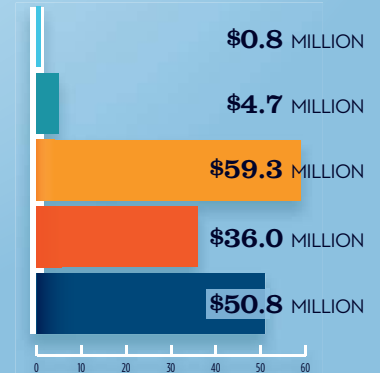


RECREATIONAL BOATING INDUSTRY SALES IN PA-3

Boat Building	\$0.8
Motor / Engine Mfg.	\$4.7
Accessory / Supplies Mfg.	\$59.3
TOTAL MFG. SALES	\$64.8

DEALERS / WHOLESALERS \$36.0
BOAT SERVICES \$50.8
TOTAL RETAIL & SERVICES SALES \$86.8

BOAT BUILDING
MOTOR/ENG. MFG.
ACC./SUPPLIES MFG.
DLRS/WHOLESALERS
BOAT SERVICES



Source: NMMMA's Center of Knowledge; Recreational Marine Research Center at Michigan State University



National Marine Manufacturers Association

nmma.org

ECONOMIC SIGNIFICANCE OF RECREATIONAL BOATING IN PENNSYLVANIA

CONGRESSIONAL DISTRICT 4

Number of Recreational Boats*	20,976
Recreational Boating Industry Businesses	27
Total Jobs	1,686
Annual Recreational Boating-Related Spending	\$90.2 MILLION

TOTAL ANNUAL ECONOMIC IMPACT OF RECREATIONAL BOATING:

\$212.9 MILLION



RECREATIONAL BOATS IN PA-4

TOTAL BOATS* ▶ 20,976

REGISTERED BOATS 20,976

Power boats	18,529
PWCs	1,960
Sailboats	477
Other Boats	10

HOUSEHOLDS PER BOAT 13.2

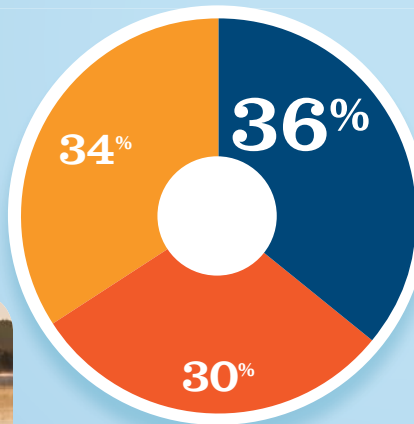


* Total boats are registered boats as reported by states to the USCG.

RECREATIONAL BOATING CREATES JOBS IN PA-4

TOTAL BOATING JOBS ▶ 164

Boat Building	-
Motor / Engine Mfgr.	-
Accessory / Supplies Mfgr.	55
Dealers / Wholesalers	50
Boat Services	59



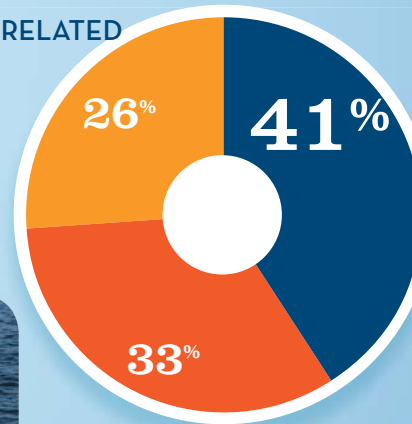
BOAT BUILDING † 0%
MOTOR/ENG. MFGR. † 0%
ACC./SUPPLIES MFGR. 30%
DLRS/WHOLESALERS 34%
BOAT SERVICES 36%



RECREATIONAL BOATING-RELATED BUSINESSES IN PA-4

TOTAL BUSINESSES ▶ 27

Boat Building	-
Motor / Engine Mfgr.	-
Accessory / Supplies Mfgr.	7
Dealers / Wholesalers	9
Boat Services	11



BOAT BUILDING † 0%
MOTOR/ENG. MFGR. † 0%
ACC./SUPPLIES MFGR. 33%
DLRS/WHOLESALERS 26%
BOAT SERVICES 41%

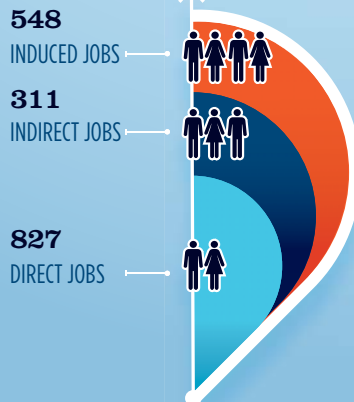


ESTIMATED JOBS IMPACT OF RECREATIONAL BOATING-RELATED SPENDING IN PA-4

EST. TOTAL JOBS ▶ 1,686

EST. TOTAL LABOR INCOME ▶ \$69.7 MILLIONS

Est. Direct Income	\$28.3
Est. Indirect Income	\$17.4
Est. Induced Income	\$24.0



RECREATIONAL BOATING INDUSTRY SALES IN PA-4

Boat Building	\$0.0	\$0.0 MILLION
Motor / Engine Mfgr.	\$0.0	\$0.0 MILLION
Accessory / Supplies Mfgr.	\$12.3	\$12.3 MILLION
TOTAL MFG. SALES	\$12.3	
Dealers / Wholesalers	\$23.6	\$23.6 MILLION
Boat Services	\$25.5	\$25.5 MILLION
TOTAL RETAIL & SERVICES SALES	\$49.1	

BOAT BUILDING
MOTOR/ENG. MFGR.
ACC./SUPPLIES MFGR.
DLRS/WHOLESALERS
BOAT SERVICES

Source: NMMA's Center of Knowledge; Recreational Marine Research Center at Michigan State University



National Marine Manufacturers Association

nmma.org

ECONOMIC SIGNIFICANCE OF RECREATIONAL BOATING IN PENNSYLVANIA

CONGRESSIONAL DISTRICT 5

Number of Recreational Boats*	25,900
Recreational Boating Industry Businesses	36
Total Jobs	1,936
Annual Recreational Boating-Related Spending	\$104.5 MILLION

TOTAL ANNUAL ECONOMIC IMPACT OF RECREATIONAL BOATING:


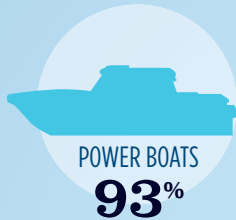
\$245.7 MILLION

RECREATIONAL BOATS IN PA-5

TOTAL BOATS* **25,900**

REGISTERED BOATS	25,900
Power boats	23,952
PWCs	1,568
Sailboats	367
Other Boats	13

HOUSEHOLDS PER BOAT **10.6**

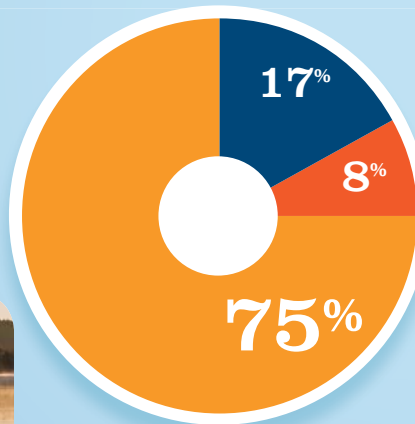


* Total boats are registered boats as reported by states to the USCG.

RECREATIONAL BOATING CREATES JOBS IN PA-5

TOTAL BOATING JOBS **550**

Boat Building	-
Motor / Engine Mfr.	-
Accessory / Supplies Mfr.	413
Dealers / Wholesalers	46
Boat Services	91



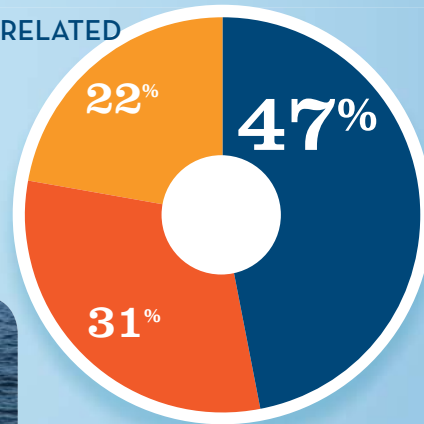
BOAT BUILDING † 17%
MOTOR/ENG. MFR. † 8%
ACC./SUPPLIES MFR. 75%
DLRS/WHOLESALERS 0%
BOAT SERVICES



RECREATIONAL BOATING-RELATED BUSINESSES IN PA-5

TOTAL BUSINESSES **36**

Boat Building	-
Motor / Engine Mfr.	-
Accessory / Supplies Mfr.	8
Dealers / Wholesalers	11
Boat Services	17



BOAT BUILDING † 22%
MOTOR/ENG. MFR. † 47%
ACC./SUPPLIES MFR. 31%
DLRS/WHOLESALERS 0%
BOAT SERVICES

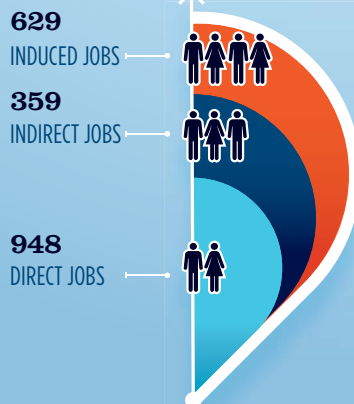


ESTIMATED JOBS IMPACT OF RECREATIONAL BOATING-RELATED SPENDING IN PA-5

EST. TOTAL JOBS **1,936**

EST. TOTAL LABOR INCOME **\$80.0** MILLIONS

Est. Direct Income	\$32.4
Est. Indirect Income	\$20.1
Est. Induced Income	\$27.5



RECREATIONAL BOATING INDUSTRY SALES IN PA-5

Boat Building	\$0.0	\$0.0 MILLION
Motor / Engine Mfr.	\$0.0	\$0.0 MILLION
Accessory / Supplies Mfr.	\$55.1	\$55.1 MILLION
TOTAL MFR. SALES	\$55.1	
Dealers / Wholesalers	\$21.9	\$21.9 MILLION
Boat Services	\$22.7	\$22.7 MILLION
TOTAL RETAIL & SERVICES SALES	\$44.6	

BOAT BUILDING
MOTOR/ENG. MFR.
ACC./SUPPLIES MFR.
DLRS/WHOLESALERS
BOAT SERVICES

Source: NMMMA's Center of Knowledge; Recreational Marine Research Center at Michigan State University



National Marine Manufacturers Association

nmma.org

ECONOMIC SIGNIFICANCE OF RECREATIONAL BOATING IN PENNSYLVANIA

CONGRESSIONAL DISTRICT 8

Number of Recreational Boats*	19,924
Recreational Boating Industry Businesses	23
Total Jobs	1,737
Annual Recreational Boating-Related Spending	\$91.5 MILLION

TOTAL ANNUAL ECONOMIC IMPACT OF RECREATIONAL BOATING:

\$217.2 MILLION

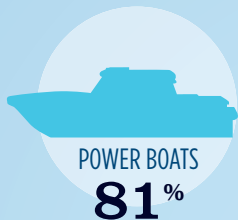
RECREATIONAL BOATS IN PA-8

TOTAL BOATS* **19,924**

REGISTERED BOATS **19,924**

Power boats	16,063
PWCs	3,030
Sailboats	813
Other Boats	18

HOUSEHOLDS PER BOAT **13.3**

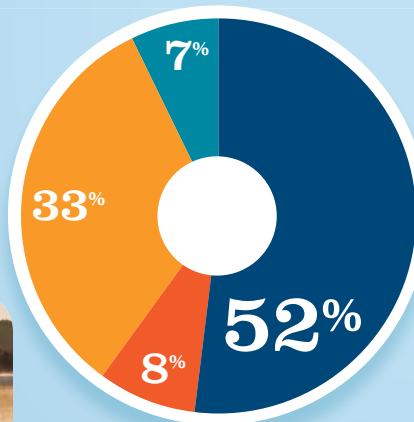


* Total boats are registered boats as reported by states to the USCG.

RECREATIONAL BOATING CREATES JOBS IN PA-8

TOTAL BOATING JOBS **219**

Boat Building	-
Motor / Engine Mfgr.	15
Accessory / Supplies Mfgr.	73
Dealers / Wholesalers	18
Boat Services	113



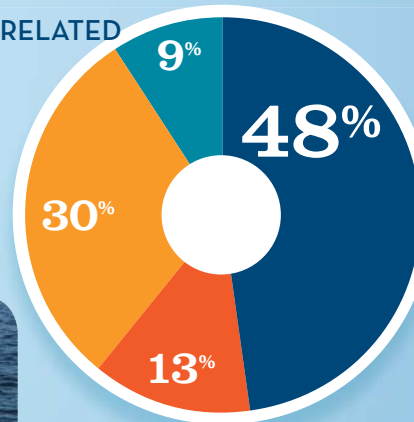
BOAT BUILDING †
MOTOR/ENG. MFRG.
ACC./SUPPLIES MFRG.
DLRS/WHOLESALERS
BOAT SERVICES
† 0%



RECREATIONAL BOATING-RELATED BUSINESSES IN PA-8

TOTAL BUSINESSES **23**

Boat Building	-
Motor / Engine Mfgr.	2
Accessory / Supplies Mfgr.	7
Dealers / Wholesalers	3
Boat Services	11



BOAT BUILDING †
MOTOR/ENG. MFRG.
ACC./SUPPLIES MFRG.
DLRS/WHOLESALERS
BOAT SERVICES
† 0%

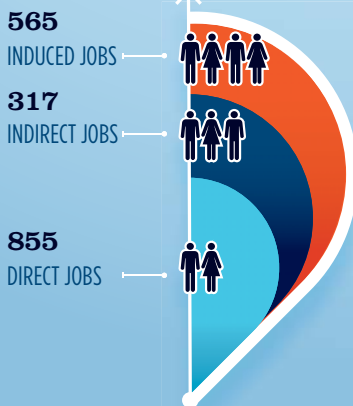


ESTIMATED JOBS IMPACT OF RECREATIONAL BOATING-RELATED SPENDING IN PA-8

EST. TOTAL JOBS **1,737**

EST. TOTAL LABOR INCOME **\$71.7** MILLIONS

Est. Direct Income	\$29.4
Est. Indirect Income	\$17.6
Est. Induced Income	\$24.7

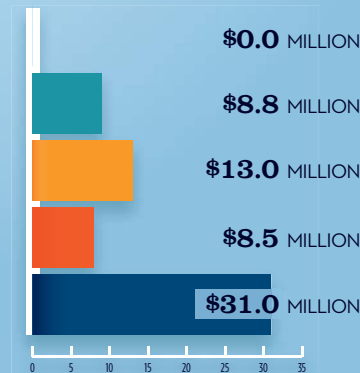


RECREATIONAL BOATING INDUSTRY SALES IN PA-8

Boat Building	\$0.0	\$0.0 MILLION
Motor / Engine Mfgr.	\$8.8	\$8.8 MILLION
Accessory / Supplies Mfgr.	\$13.0	\$13.0 MILLION
TOTAL MFRG. SALES	\$21.8	

Dealers / Wholesalers	\$8.5	\$8.5 MILLION
Boat Services	\$31.0	\$31.0 MILLION
TOTAL RETAIL & SERVICES SALES	\$39.5	

BOAT BUILDING
MOTOR/ENG. MFRG.
ACC./SUPPLIES MFRG.
DLRS/WHOLESALERS
BOAT SERVICES



Source: NMMA's Center of Knowledge; Recreational Marine Research Center at Michigan State University



National Marine Manufacturers Association

nmma.org

ECONOMIC SIGNIFICANCE OF RECREATIONAL BOATING IN PENNSYLVANIA

CONGRESSIONAL DISTRICT 9

Number of Recreational Boats*	21,125
Recreational Boating Industry Businesses	36
Total Jobs	1,506
Annual Recreational Boating-Related Spending	\$81.6 MILLION

TOTAL ANNUAL ECONOMIC IMPACT OF RECREATIONAL BOATING:


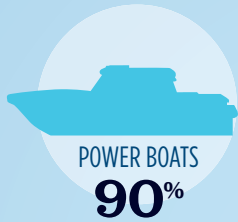
\$191.5 MILLION

RECREATIONAL BOATS IN PA-9

TOTAL BOATS* 21,125

REGISTERED BOATS	21,125
Power boats	19,024
PWCs	1,959
Sailboats	139
Other Boats	3

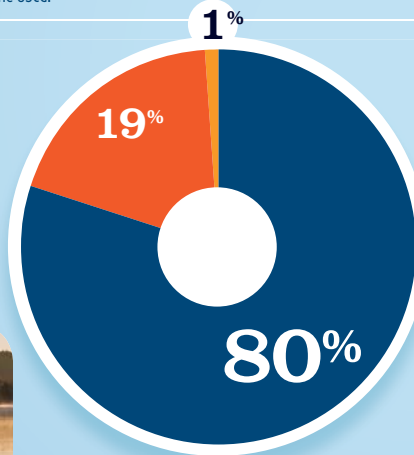
HOUSEHOLDS PER BOAT 13.4



* Total boats are registered boats as reported by states to the USCG.

RECREATIONAL BOATING CREATES JOBS IN PA-9

TOTAL BOATING JOBS	199
Boat Building	-
Motor / Engine Mfgr.	-
Accessory / Supplies Mfgr.	2
Dealers / Wholesalers	37
Boat Services	160

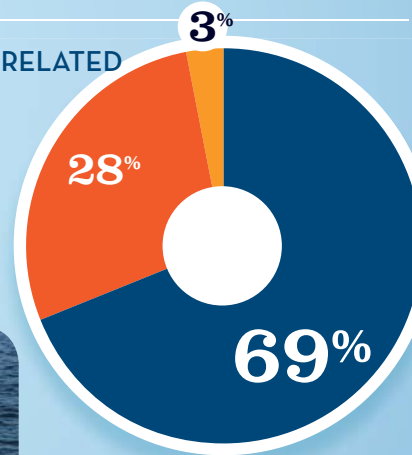


BOAT BUILDING † 0%
MOTOR/ENG. MFGR. † 0%
DLRS/WHOLESALERS 19%
BOAT SERVICES 80%
ACC./SUPPLIES MFGR. 1%



RECREATIONAL BOATING-RELATED BUSINESSES IN PA-9

TOTAL BUSINESSES	36
Boat Building	-
Motor / Engine Mfgr.	-
Accessory / Supplies Mfgr.	1
Dealers / Wholesalers	10
Boat Services	25

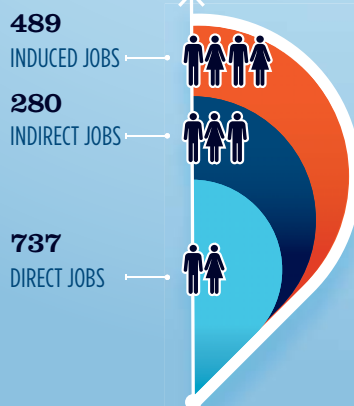


BOAT BUILDING † 0%
MOTOR/ENG. MFGR. † 0%
DLRS/WHOLESALERS 28%
BOAT SERVICES 69%
ACC./SUPPLIES MFGR. 3%



ESTIMATED JOBS IMPACT OF RECREATIONAL BOATING-RELATED SPENDING IN PA-9

EST. TOTAL JOBS	1,506
EST. TOTAL LABOR INCOME (MILLIONS)	\$62.2
Est. Direct Income	\$25.1
Est. Indirect Income	\$15.7
Est. Induced Income	\$21.4



RECREATIONAL BOATING INDUSTRY SALES IN PA-9

Boat Building	\$0.0 MILLION
Motor / Engine Mfgr.	\$0.0 MILLION
Accessory / Supplies Mfgr.	\$0.3 MILLION
TOTAL MFG. SALES	\$0.3
Dealers / Wholesalers	\$17.4 MILLION
Boat Services	\$60.1 MILLION
TOTAL RETAIL & SERVICES SALES	\$77.5

BOAT BUILDING 0%
MOTOR/ENG. MFGR. 0%
DLRS/WHOLESALERS 22%
BOAT SERVICES 78%
ACC./SUPPLIES MFGR. 0%

Source: NMMA's Center of Knowledge; Recreational Marine Research Center at Michigan State University



National Marine Manufacturers Association

nmma.org

ECONOMIC SIGNIFICANCE OF RECREATIONAL BOATING IN PENNSYLVANIA

CONGRESSIONAL DISTRICT 13

Number of Recreational Boats*	7,136
Recreational Boating Industry Businesses	24
Total Jobs	682
Annual Recreational Boating-Related Spending	\$35.5 MILLION



TOTAL ANNUAL ECONOMIC IMPACT OF RECREATIONAL BOATING:

\$84.7 MILLION



RECREATIONAL BOATS IN PA-13

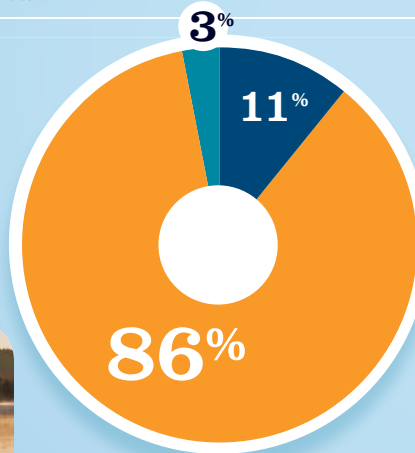
TOTAL BOATS*	7,136
REGISTERED BOATS	7,136
Power boats	5,541
PWCs	1,220
Sailboats	371
Other Boats	4
HOUSEHOLDS PER BOAT	38.0



* Total boats are registered boats as reported by states to the USCG.

RECREATIONAL BOATING CREATES JOBS IN PA-13

TOTAL BOATING JOBS	583
Boat Building	-
Motor / Engine Mfgr.	19
Accessory / Supplies Mfgr.	503
Dealers / Wholesalers	-
Boat Services	61

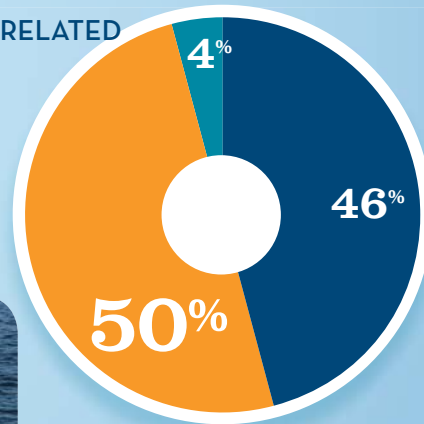


BOAT BUILDING † 0%
 MOTOR/ENG. MFGR. 3%
 ACC./SUPPLIES MFGR. 86%
 DLRS/WHOLESALERS † 0%
 BOAT SERVICES 11%



RECREATIONAL BOATING-RELATED BUSINESSES IN PA-13

TOTAL BUSINESSES	24
Boat Building	-
Motor / Engine Mfgr.	1
Accessory / Supplies Mfgr.	12
Dealers / Wholesalers	-
Boat Services	11

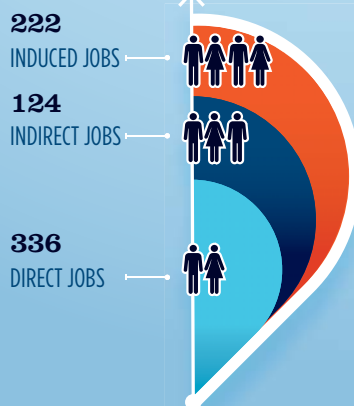


BOAT BUILDING † 0%
 MOTOR/ENG. MFGR. 4%
 ACC./SUPPLIES MFGR. 50%
 DLRS/WHOLESALERS † 0%
 BOAT SERVICES 46%



ESTIMATED JOBS IMPACT OF RECREATIONAL BOATING-RELATED SPENDING IN PA-13

EST. TOTAL JOBS	682
EST. TOTAL LABOR INCOME	\$28.2 MILLIONS
Est. Direct Income	\$11.6
Est. Indirect Income	\$6.9
Est. Induced Income	\$9.7



RECREATIONAL BOATING INDUSTRY SALES IN PA-13

Boat Building	\$0.0	\$0.0
Motor / Engine Mfgr.	\$11.2	\$11.2
Accessory / Supplies Mfgr.	\$44.6	\$44.6
TOTAL MFGR. SALES	\$55.8	
Dealers / Wholesalers	\$0.0	\$0.0
Boat Services	\$14.8	\$14.8
TOTAL RETAIL & SERVICES SALES	\$14.8	

BOAT BUILDING 0%
 MOTOR/ENG. MFGR. 20%
 ACC./SUPPLIES MFGR. 80%
 DLRS/WHOLESALERS 0%
 BOAT SERVICES 27%

Source: NMMMA's Center of Knowledge; Recreational Marine Research Center at Michigan State University



National Marine Manufacturers Association

nmma.org

ECONOMIC SIGNIFICANCE OF RECREATIONAL BOATING IN VIRGINIA



TOTAL ANNUAL ECONOMIC IMPACT OF RECREATIONAL BOATING:



\$2.89 BILLION

Number of Recreational Boats*	264,379
Recreational Boating Industry Businesses	756
Total Jobs	23,044
Annual Recreational Boating-Related Spending	\$1.2 BILLION

RECREATIONAL BOATS IN VIRGINIA

TOTAL BOATS* ▶ **264,379**

REGISTERED BOATS	264,379
Power boats	209,380
PWCs	34,149
Sailboats	9,096
Other Boats	11,754
HOUSEHOLDS PER BOAT	11.7

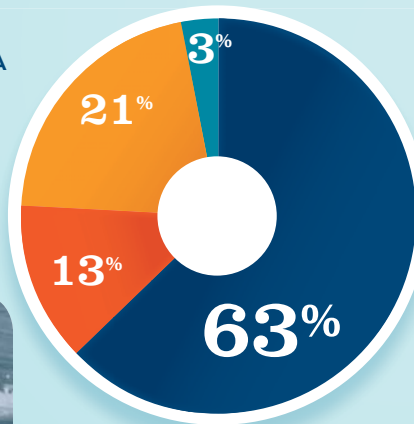


* Total boats are registered boats as reported by states to the USCG.

RECREATIONAL BOATING CREATES JOBS IN VIRGINIA

TOTAL BOATING JOBS ▶ **6,028**

Boat Building	12
Motor / Engine Mfgr.	201
Accessory / Supplies Mfgr.	1,284
Dealers / Wholesalers	754
Boat Services	3,777



● BOAT BUILDING[†]
● DLRS/WHOLESALEERS
 ● MOTOR/ENG. MFGR.
 ● BOAT SERVICES

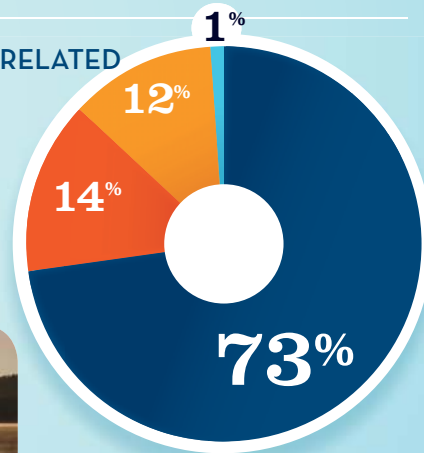
[†] 0%



RECREATIONAL BOATING-RELATED BUSINESSES IN VIRGINIA

TOTAL BUSINESSES ▶ **756**

Boat Building	5
Motor / Engine Mfgr.	2
Accessory / Supplies Mfgr.	88
Dealers / Wholesalers	105
Boat Services	556



● BOAT BUILDING
 ● DLRS/WHOLESALEERS
 ● MOTOR/ENG. MFGR.[†]
● BOAT SERVICES

[†] 0%

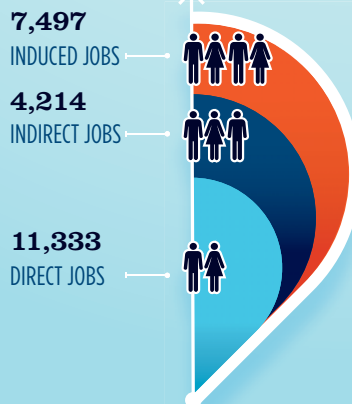


ESTIMATED JOBS IMPACT OF RECREATIONAL BOATING-RELATED SPENDING IN VIRGINIA

EST. TOTAL JOBS ▶ **23,044**

EST. TOTAL LABOR INCOME ▶ **\$953.0 MILLIONS**

Est. Direct Income	\$390.4
Est. Indirect Income	\$234.4
Est. Induced Income	\$328.2



RECREATIONAL BOATING INDUSTRY SALES IN VIRGINIA

Boat Building	\$3.1 MILLION
Motor / Engine Mfgr.	\$0.5 MILLION
Accessory / Supplies Mfgr.	\$248.6 MILLION
TOTAL MFGR. SALES	\$252.2 MILLION
Dealers / Wholesalers	\$333.7 MILLION
Boat Services	\$1,039.9 MILLION
TOTAL RETAIL & SERVICES SALES	\$1,373.6 MILLION

● BOAT BUILDING
 ● DLRS/WHOLESALEERS
 ● MOTOR/ENG. MFGR.
 ● BOAT SERVICES
 ● ACC./SUPPLIES MFGR.



National Marine Manufacturers Association

nmma.org

ECONOMIC SIGNIFICANCE OF RECREATIONAL BOATING IN VIRGINIA

CONGRESSIONAL DISTRICT 1

Number of Recreational Boats*	41,126
Recreational Boating Industry Businesses	183
Total Jobs	4,186
Annual Recreational Boating-Related Spending	\$218.6 MILLION



TOTAL ANNUAL ECONOMIC IMPACT OF RECREATIONAL BOATING:

\$521.0 MILLION



RECREATIONAL BOATS IN VA-1

TOTAL BOATS* **41,126**

REGISTERED BOATS **41,126**

Power boats	34,145
PWCs	4,797
Sailboats	2,151
Other Boats	33

HOUSEHOLDS PER BOAT **6.4**

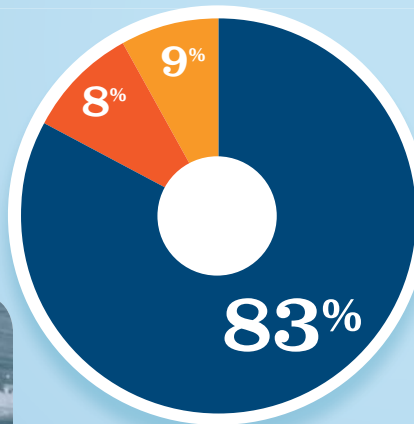


* Total boats are registered boats as reported by states to the USCG.

RECREATIONAL BOATING CREATES JOBS IN VA-1

TOTAL BOATING JOBS **837**

Boat Building	2
Motor / Engine Mfgr.	1
Accessory / Supplies Mfgr.	63
Dealers / Wholesalers	76
Boat Services	695



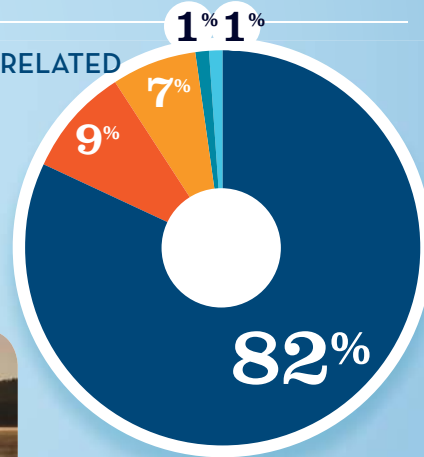
BOAT BUILDING † 1%
MOTOR/ENG. MFGR. † 1%
ACC./SUPPLIES MFGR. 9%
DLRS/WHOLESALERS 8%
BOAT SERVICES 83%
† 0%



RECREATIONAL BOATING-RELATED BUSINESSES IN VA-1

TOTAL BUSINESSES **183**

Boat Building	2
Motor / Engine Mfgr.	1
Accessory / Supplies Mfgr.	13
Dealers / Wholesalers	16
Boat Services	151



BOAT BUILDING 1%
MOTOR/ENG. MFGR. 1%
ACC./SUPPLIES MFGR. 7%
DLRS/WHOLESALERS 9%
BOAT SERVICES 82%

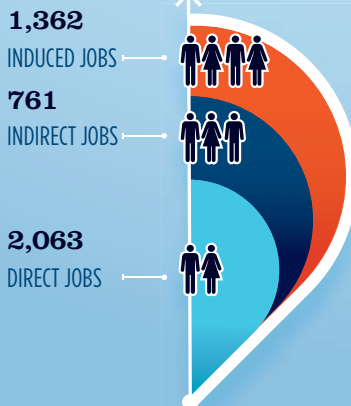


ESTIMATED JOBS IMPACT OF RECREATIONAL BOATING-RELATED SPENDING IN VA-1

EST. TOTAL JOBS **4,186**

EST. TOTAL LABOR INCOME **\$173.1** MILLIONS

Est. Direct Income	\$71.3
Est. Indirect Income	\$42.2
Est. Induced Income	\$59.6



RECREATIONAL BOATING INDUSTRY SALES IN VA-1

Boat Building	\$0.5 MILLION
Motor / Engine Mfgr.	\$0.6 MILLION
Accessory / Supplies Mfgr.	\$13.3 MILLION
TOTAL MFGR. SALES	\$14.4
Dealers / Wholesalers	\$35.9 MILLION
Boat Services	\$178.3 MILLION
TOTAL RETAIL & SERVICES SALES	\$214.2

BOAT BUILDING
MOTOR/ENG. MFGR.
ACC./SUPPLIES MFGR.
DLRS/WHOLESALERS
BOAT SERVICES

Source: NMMMA's Center of Knowledge; Recreational Marine Research Center at Michigan State University



National Marine Manufacturers Association

nmma.org

ECONOMIC SIGNIFICANCE OF RECREATIONAL BOATING IN VIRGINIA

CONGRESSIONAL DISTRICT 2

Number of Recreational Boats*	25,293
Recreational Boating Industry Businesses	165
Total Jobs	2,638
Annual Recreational Boating-Related Spending	\$137.8 MILLION

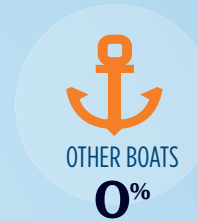

TOTAL ANNUAL ECONOMIC IMPACT OF RECREATIONAL BOATING:

\$328.6 MILLION

RECREATIONAL BOATS IN VA-2

TOTAL BOATS* **25,293**

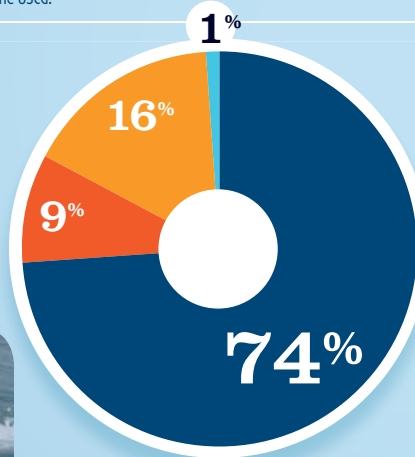
REGISTERED BOATS	25,293
Power boats	20,721
PWCs	3,464
Sailboats	1,093
Other Boats	15
HOUSEHOLDS PER BOAT	10.9



* Total boats are registered boats as reported by states to the USCG.

RECREATIONAL BOATING CREATES JOBS IN VA-2

TOTAL BOATING JOBS	1,059
Boat Building	9
Motor / Engine Mfgr.	-
Accessory / Supplies Mfgr.	169
Dealers / Wholesalers	93
Boat Services	788

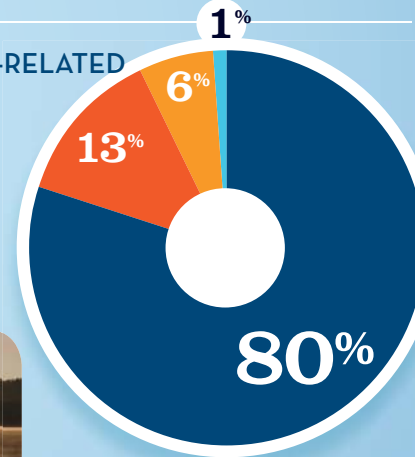


BOAT BUILDING
MOTOR/ENG. MFGR. †
ACC./SUPPLIES MFGR.
DLRS/WHOLESALERS
BOAT SERVICES
† 0%



RECREATIONAL BOATING-RELATED BUSINESSES IN VA-2

TOTAL BUSINESSES	165
Boat Building	2
Motor / Engine Mfgr.	-
Accessory / Supplies Mfgr.	9
Dealers / Wholesalers	22
Boat Services	132

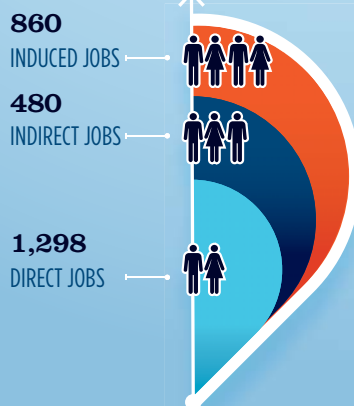


BOAT BUILDING
MOTOR/ENG. MFGR. †
ACC./SUPPLIES MFGR.
DLRS/WHOLESALERS
BOAT SERVICES
† 0%



ESTIMATED JOBS IMPACT OF RECREATIONAL BOATING-RELATED SPENDING IN VA-2

EST. TOTAL JOBS	2,638
EST. TOTAL LABOR INCOME	\$109.2 MILLIONS
Est. Direct Income	\$45.0
Est. Indirect Income	\$26.6
Est. Induced Income	\$37.6



RECREATIONAL BOATING INDUSTRY SALES IN VA-2

Boat Building	\$2.3 MILLION
Motor / Engine Mfgr.	\$0.0 MILLION
Accessory / Supplies Mfgr.	\$19.6 MILLION
TOTAL MFGR. SALES	\$21.9
Dealers / Wholesalers	\$44.8 MILLION
Boat Services	\$209.1 MILLION
TOTAL RETAIL & SERVICES SALES	\$253.9

BOAT BUILDING
MOTOR/ENG. MFGR.
ACC./SUPPLIES MFGR.
DLRS/WHOLESALERS
BOAT SERVICES

Source: NMMMA's Center of Knowledge; Recreational Marine Research Center at Michigan State University



National Marine Manufacturers Association

nmma.org

ECONOMIC SIGNIFICANCE OF RECREATIONAL BOATING IN VIRGINIA

CONGRESSIONAL DISTRICT 3

Number of Recreational Boats*	13,674
Recreational Boating Industry Businesses	92
Total Jobs	1,322
Annual Recreational Boating-Related Spending	\$69.3 MILLION





TOTAL ANNUAL ECONOMIC IMPACT OF RECREATIONAL BOATING:

\$164.8 MILLION

RECREATIONAL BOATS IN VA-3

TOTAL BOATS* **13,674**

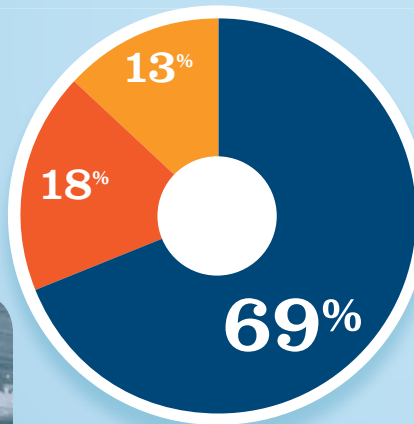
REGISTERED BOATS	13,674
Power boats	11,633
PWCs	1,409
Sailboats	625
Other Boats	7
HOUSEHOLDS PER BOAT	21.2



* Total boats are registered boats as reported by states to the USCG.

RECREATIONAL BOATING CREATES JOBS IN VA-3

TOTAL BOATING JOBS	946
Boat Building	-
Motor / Engine Mfgr.	-
Accessory / Supplies Mfgr.	124
Dealers / Wholesalers	168
Boat Services	654

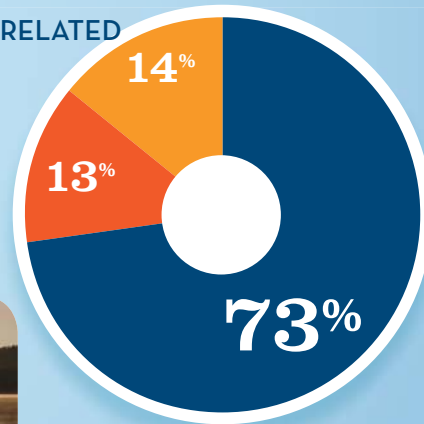


BOAT BUILDING †
MOTOR/ENG. MFGR. †
ACC./SUPPLIES MFGR.
DLRS/WHOLESALERS
BOAT SERVICES † 0%



RECREATIONAL BOATING-RELATED BUSINESSES IN VA-3

TOTAL BUSINESSES	92
Boat Building	-
Motor / Engine Mfgr.	-
Accessory / Supplies Mfgr.	13
Dealers / Wholesalers	12
Boat Services	67

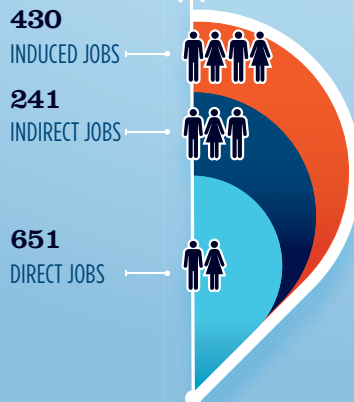


BOAT BUILDING †
MOTOR/ENG. MFGR. †
ACC./SUPPLIES MFGR.
DLRS/WHOLESALERS
BOAT SERVICES † 0%



ESTIMATED JOBS IMPACT OF RECREATIONAL BOATING-RELATED SPENDING IN VA-3

EST. TOTAL JOBS	1,322
EST. TOTAL LABOR INCOME	\$54.7 MILLIONS
Est. Direct Income	\$22.5
Est. Indirect Income	\$13.4
Est. Induced Income	\$18.8



RECREATIONAL BOATING INDUSTRY SALES IN VA-3

Boat Building	\$0.0	\$0.0 MILLION
Motor / Engine Mfgr.	\$0.0	\$0.0 MILLION
Accessory / Supplies Mfgr.	\$28.3	\$28.3 MILLION
TOTAL MFGR. SALES	\$28.3	
Dealers / Wholesalers	\$55.6	\$55.6 MILLION
Boat Services	\$142.5	\$142.5 MILLION
TOTAL RETAIL & SERVICES SALES	\$198.1	

BOAT BUILDING
MOTOR/ENG. MFGR.
ACC./SUPPLIES MFGR.
DLRS/WHOLESALERS
BOAT SERVICES

Source: NMMMA's Center of Knowledge; Recreational Marine Research Center at Michigan State University



National Marine Manufacturers Association

nmma.org

ECONOMIC SIGNIFICANCE OF RECREATIONAL BOATING IN VIRGINIA

CONGRESSIONAL DISTRICT 4

Number of Recreational Boats*	32,452
Recreational Boating Industry Businesses	71
Total Jobs	2,661
Annual Recreational Boating-Related Spending	\$142.4 MILLION





TOTAL ANNUAL ECONOMIC IMPACT OF RECREATIONAL BOATING:

\$336.2 MILLION

RECREATIONAL BOATS IN VA-4

TOTAL BOATS* **32,452**

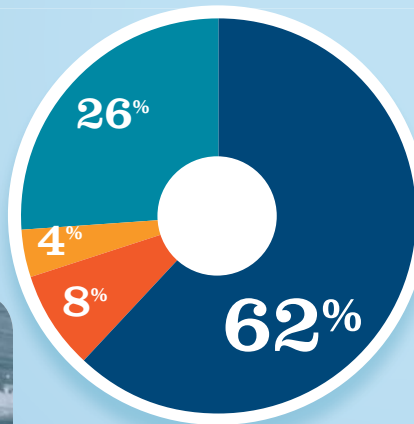
REGISTERED BOATS	32,452
Power boats	27,892
PWCs	3,961
Sailboats	585
Other Boats	14
HOUSEHOLDS PER BOAT	8.1



* Total boats are registered boats as reported by states to the USCG.

RECREATIONAL BOATING CREATES JOBS IN VA-4

TOTAL BOATING JOBS	775
Boat Building	-
Motor / Engine Mfgr.	200
Accessory / Supplies Mfgr.	28
Dealers / Wholesalers	65
Boat Services	482

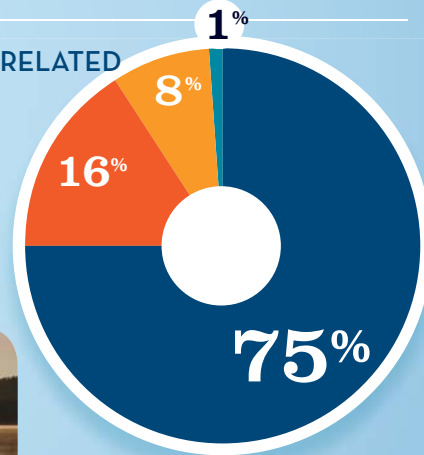


BOAT BUILDING † 0%
MOTOR/ENG. MFGR. 26%
ACC./SUPPLIES MFGR. 8%
DLRS/WHOLESALERS 4%
BOAT SERVICES 62%



RECREATIONAL BOATING-RELATED BUSINESSES IN VA-4

TOTAL BUSINESSES	71
Boat Building	-
Motor / Engine Mfgr.	1
Accessory / Supplies Mfgr.	6
Dealers / Wholesalers	11
Boat Services	53

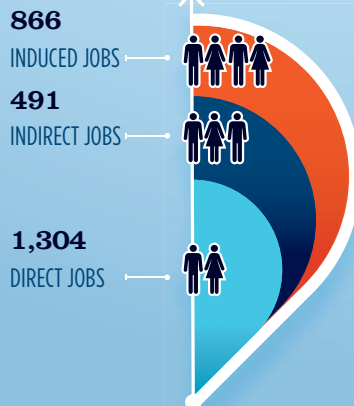


BOAT BUILDING † 0%
MOTOR/ENG. MFGR. 1%
ACC./SUPPLIES MFGR. 8%
DLRS/WHOLESALERS 16%
BOAT SERVICES 75%



ESTIMATED JOBS IMPACT OF RECREATIONAL BOATING-RELATED SPENDING IN VA-4

EST. TOTAL JOBS	2,661
EST. TOTAL LABOR INCOME (MILLIONS)	\$110.1
Est. Direct Income	\$44.8
Est. Indirect Income	\$27.4
Est. Induced Income	\$37.9



RECREATIONAL BOATING INDUSTRY SALES IN VA-4

Boat Building	\$0.0	\$0.0 MILLION
Motor / Engine Mfgr.	\$0.0	\$0.0 MILLION
Accessory / Supplies Mfgr.	\$4.9	\$0.0 MILLION
TOTAL MFGR. SALES	\$4.9	
Dealers / Wholesalers	\$30.6	\$4.9 MILLION
Boat Services	\$186.8	\$30.6 MILLION
TOTAL RETAIL & SERVICES SALES	\$217.4	\$186.8 MILLION

BOAT BUILDING 0%
MOTOR/ENG. MFGR. 0%
ACC./SUPPLIES MFGR. 2%
DLRS/WHOLESALERS 14%
BOAT SERVICES 86%



National Marine Manufacturers Association

nmma.org

ECONOMIC SIGNIFICANCE OF RECREATIONAL BOATING IN VIRGINIA

CONGRESSIONAL DISTRICT 6

Number of Recreational Boats*	17,581
Recreational Boating Industry Businesses	19
Total Jobs	1,267
Annual Recreational Boating-Related Spending	\$68.2 MILLION



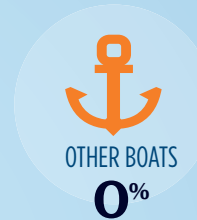

TOTAL ANNUAL ECONOMIC IMPACT OF RECREATIONAL BOATING:

\$160.3 MILLION

RECREATIONAL BOATS IN VA-6

TOTAL BOATS* 17,581

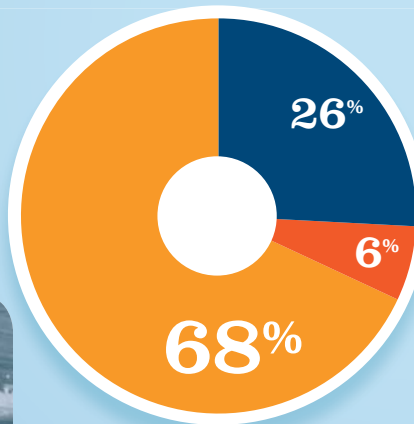
REGISTERED BOATS	17,581
Power boats	14,704
PWCs	2,467
Sailboats	399
Other Boats	11
HOUSEHOLDS PER BOAT	16.5



* Total boats are registered boats as reported by states to the USCG.

RECREATIONAL BOATING CREATES JOBS IN VA-6

TOTAL BOATING JOBS	316
Boat Building	-
Motor / Engine Mfgr.	-
Accessory / Supplies Mfgr.	216
Dealers / Wholesalers	17
Boat Services	83

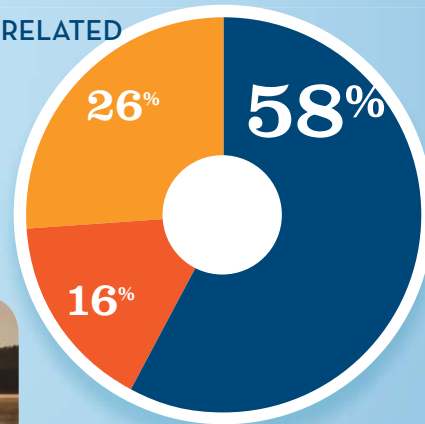


BOAT BUILDING † 0%
MOTOR/ENG. MFGR. † 0%
ACC./SUPPLIES MFGR. 68%
DLRS/WHOLESALERS 6%
BOAT SERVICES 26%



RECREATIONAL BOATING-RELATED BUSINESSES IN VA-6

TOTAL BUSINESSES	19
Boat Building	-
Motor / Engine Mfgr.	-
Accessory / Supplies Mfgr.	5
Dealers / Wholesalers	3
Boat Services	11

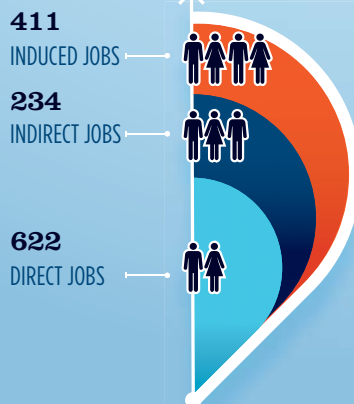


BOAT BUILDING † 0%
MOTOR/ENG. MFGR. † 0%
ACC./SUPPLIES MFGR. 26%
DLRS/WHOLESALERS 16%
BOAT SERVICES 58%



ESTIMATED JOBS IMPACT OF RECREATIONAL BOATING-RELATED SPENDING IN VA-6

EST. TOTAL JOBS	1,267
EST. TOTAL LABOR INCOME	\$52.2 MILLIONS
Est. Direct Income	\$21.1
Est. Indirect Income	\$13.1
Est. Induced Income	\$18.0

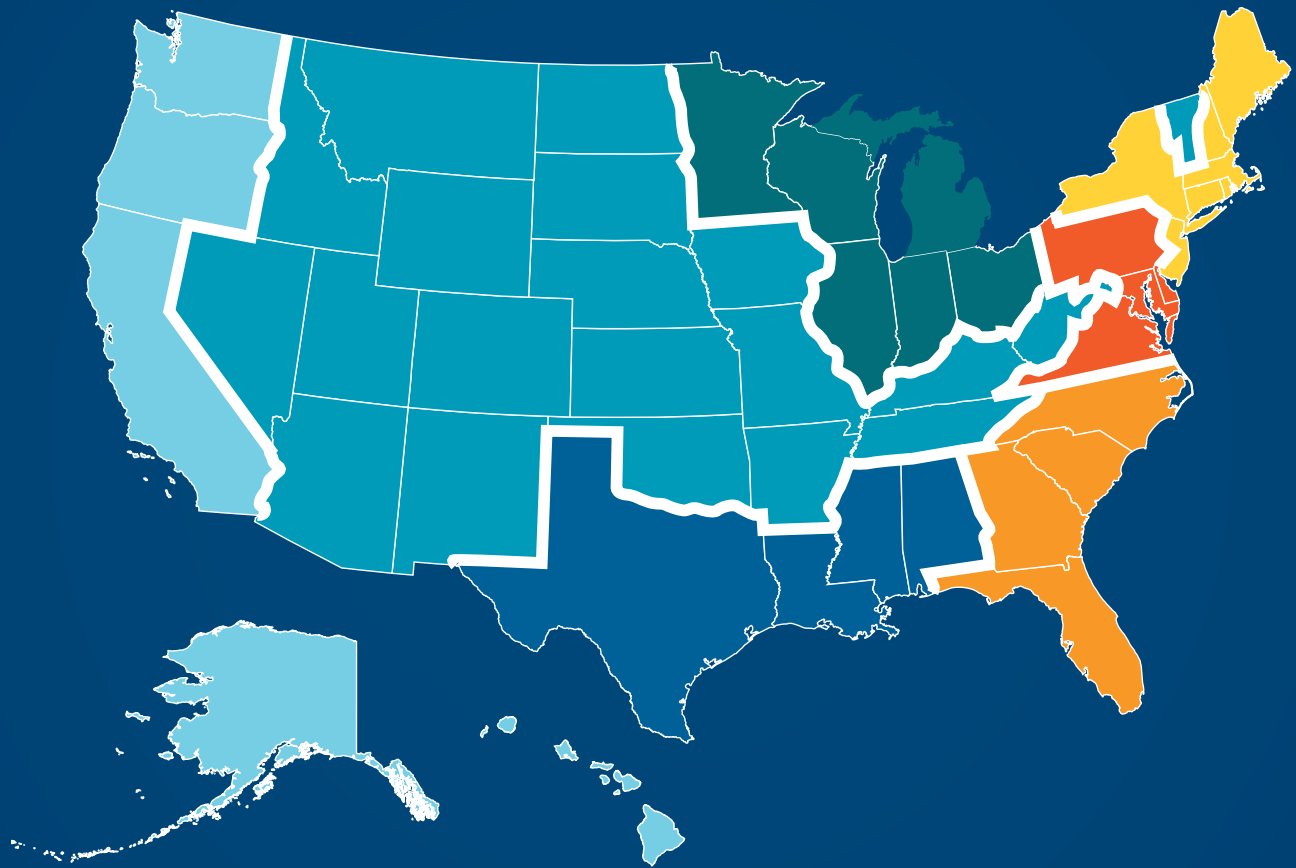


RECREATIONAL BOATING INDUSTRY SALES IN VA-6

Boat Building	\$0.0 MILLION
Motor / Engine Mfgr.	\$0.0 MILLION
Accessory / Supplies Mfgr.	\$31.5 MILLION
TOTAL MFGR. SALES	\$31.5 MILLION
Dealers / Wholesalers	\$8.0 MILLION
Boat Services	\$18.5 MILLION
TOTAL RETAIL & SERVICES SALES	\$26.5 MILLION

BOAT BUILDING 0%
MOTOR/ENG. MFGR. 0%
ACC./SUPPLIES MFGR. 31.5%
DLRS/WHOLESALERS 8%
BOAT SERVICES 18.5%

Source: NMMMA's Center of Knowledge; Recreational Marine Research Center at Michigan State University



NORTH ATLANTIC





National Marine Manufacturers Association

nmma.org

ECONOMIC SIGNIFICANCE OF RECREATIONAL BOATING IN CONNECTICUT



TOTAL ANNUAL ECONOMIC IMPACT OF RECREATIONAL BOATING:



\$1.34 BILLION

Number of Recreational Boats*	108,263
Recreational Boating Industry Businesses	537
Total Jobs	10,830
Annual Recreational Boating-Related Spending	\$561.0 MILLION

RECREATIONAL BOATS IN CONNECTICUT

TOTAL BOATS* ▶ **108,263**

REGISTERED BOATS	108,263
Power boats	91,497
PWCs	10,276
Sailboats	6,431
Other Boats	59
HOUSEHOLDS PER BOAT	12.7

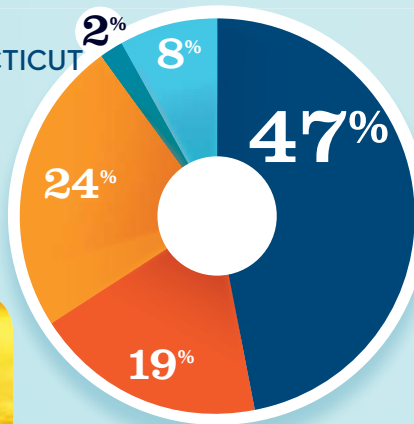


* Total boats are registered boats as reported by states to the USCG.

RECREATIONAL BOATING CREATES JOBS IN CONNECTICUT

TOTAL BOATING JOBS ▶ **4,327**

Boat Building	358
Motor / Engine Mfgr.	61
Accessory / Supplies Mfgr.	1,047
Dealers / Wholesalers	819
Boat Services	2,042



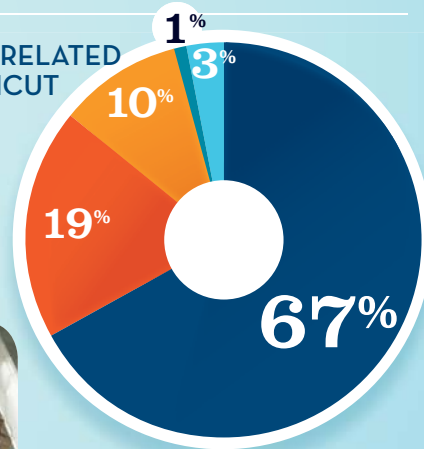
● BOAT BUILDING ● DLRS/WHOLESALEERS
● MOTOR/ENG. MFG. ● BOAT SERVICES
● ACC./SUPPLIES MFG.



RECREATIONAL BOATING-RELATED BUSINESSES IN CONNECTICUT

TOTAL BUSINESSES ▶ **537**

Boat Building	18
Motor / Engine Mfgr.	3
Accessory / Supplies Mfgr.	56
Dealers / Wholesalers	100
Boat Services	360



● BOAT BUILDING ● DLRS/WHOLESALEERS
● MOTOR/ENG. MFG. ● BOAT SERVICES
● ACC./SUPPLIES MFG.



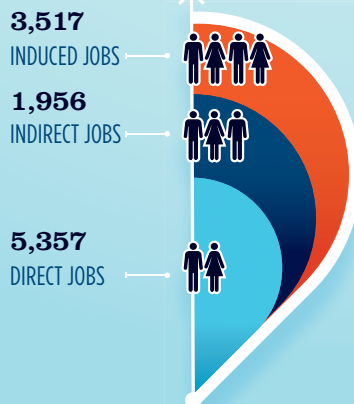
ESTIMATED JOBS IMPACT OF RECREATIONAL BOATING-RELATED SPENDING IN CONNECTICUT

EST. TOTAL JOBS ▶ **10,830**

MILLIONS

EST. TOTAL LABOR INCOME ▶ **\$447.1**

Est. Direct Income	\$184.9
Est. Indirect Income	\$108.2
Est. Induced Income	\$154.0



RECREATIONAL BOATING INDUSTRY SALES IN CONNECTICUT

Boat Building	\$92.4	\$92.4 MILLION
Motor / Engine Mfgr.	\$35.9	\$35.9 MILLION
Accessory / Supplies Mfgr.	\$606.1	\$606.1 MILLION
TOTAL MFG. SALES	\$734.4	
Dealers / Wholesalers	\$315.1	\$315.1 MILLION
Boat Services	\$533.0	\$533.0 MILLION
TOTAL RETAIL & SERVICES SALES	\$848.1	

● BOAT BUILDING ● DLRS/WHOLESALEERS
● MOTOR/ENG. MFG. ● BOAT SERVICES
● ACC./SUPPLIES MFG.



National Marine Manufacturers Association

nmma.org

ECONOMIC SIGNIFICANCE OF RECREATIONAL BOATING IN CONNECTICUT

CONGRESSIONAL DISTRICT 1

Number of Recreational Boats*	16,760
Recreational Boating Industry Businesses	48
Total Jobs	1,426
Annual Recreational Boating-Related Spending	\$75.2 MILLION

TOTAL ANNUAL ECONOMIC IMPACT OF RECREATIONAL BOATING:

\$178.5 MILLION





RECREATIONAL BOATS IN CT-1

TOTAL BOATS* **16,760**

REGISTERED BOATS	16,760
Power boats	14,250
PWCs	1,882
Sailboats	615
Other Boats	13

HOUSEHOLDS PER BOAT **16.9**

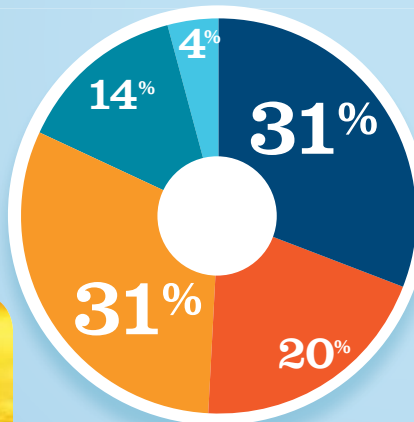


* Total boats are registered boats as reported by states to the USCG.

RECREATIONAL BOATING CREATES JOBS IN CT-1

TOTAL BOATING JOBS **373**

Boat Building	16
Motor / Engine Mfgr.	53
Accessory / Supplies Mfgr.	116
Dealers / Wholesalers	73
Boat Services	115



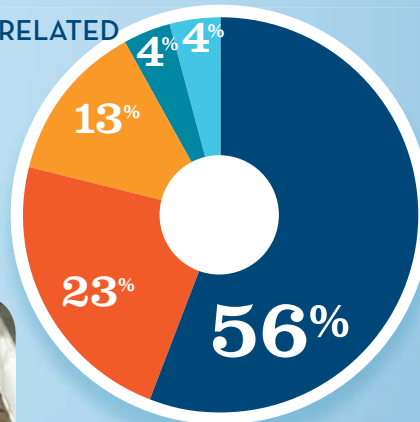
BOAT BUILDING
MOTOR/ENG. MFGR.
ACC./SUPPLIES MFGR.
DLRS/WHOLESALERS
BOAT SERVICES



RECREATIONAL BOATING-RELATED BUSINESSES IN CT-1

TOTAL BUSINESSES **48**

Boat Building	2
Motor / Engine Mfgr.	2
Accessory / Supplies Mfgr.	6
Dealers / Wholesalers	11
Boat Services	27



BOAT BUILDING
MOTOR/ENG. MFGR.
ACC./SUPPLIES MFGR.
DLRS/WHOLESALERS
BOAT SERVICES

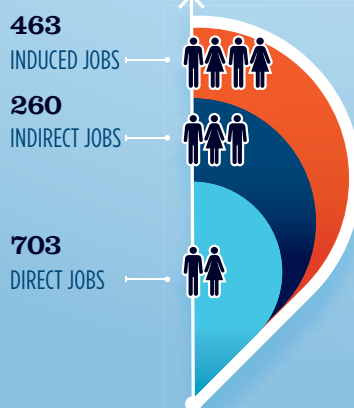


ESTIMATED JOBS IMPACT OF RECREATIONAL BOATING-RELATED SPENDING IN CT-1

EST. TOTAL JOBS **1,426**

EST. TOTAL LABOR INCOME **\$58.9** MILLIONS

Est. Direct Income	\$24.1
Est. Indirect Income	\$14.5
Est. Induced Income	\$20.3

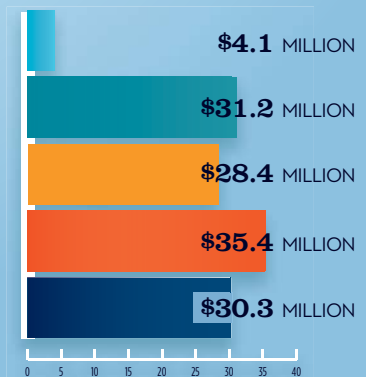


RECREATIONAL BOATING INDUSTRY SALES IN CT-1

Boat Building	\$4.1
Motor / Engine Mfgr.	\$31.2
Accessory / Supplies Mfgr.	\$28.4
TOTAL MFGR. SALES	\$63.7

Dealers / Wholesalers	\$35.4
Boat Services	\$30.3
TOTAL RETAIL & SERVICES SALES	\$65.7

BOAT BUILDING
MOTOR/ENG. MFGR.
ACC./SUPPLIES MFGR.
DLRS/WHOLESALERS
BOAT SERVICES



Source: NMMMA's Center of Knowledge; Recreational Marine Research Center at Michigan State University



National Marine Manufacturers Association

nmma.org

ECONOMIC SIGNIFICANCE OF RECREATIONAL BOATING IN CONNECTICUT

CONGRESSIONAL DISTRICT 2

Number of Recreational Boats*	36,539
Recreational Boating Industry Businesses	216
Total Jobs	3,397
Annual Recreational Boating-Related Spending	\$176.6 MILLION




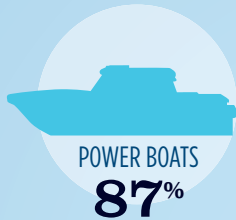
TOTAL ANNUAL ECONOMIC IMPACT OF RECREATIONAL BOATING:

\$420.8 MILLION

RECREATIONAL BOATS IN CT-2

TOTAL BOATS* **36,539**

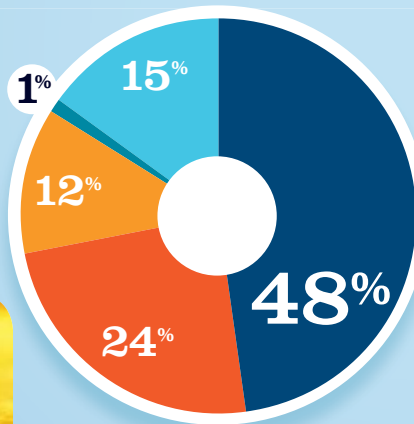
REGISTERED BOATS	36,539
Power boats	31,621
PWCs	2,752
Sailboats	2,146
Other Boats	20
HOUSEHOLDS PER BOAT	7.5



* Total boats are registered boats as reported by states to the USCG.

RECREATIONAL BOATING CREATES JOBS IN CT-2

TOTAL BOATING JOBS	1,802
Boat Building	262
Motor / Engine Mfgr.	8
Accessory / Supplies Mfgr.	224
Dealers / Wholesalers	439
Boat Services	869

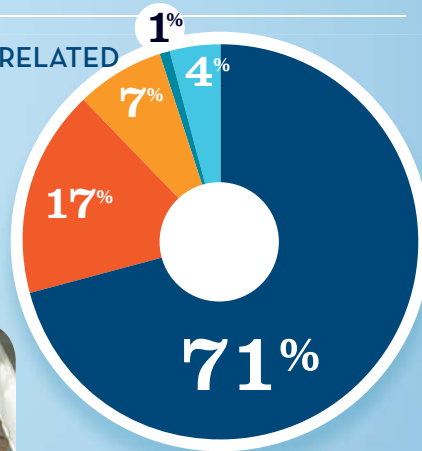


BOAT BUILDING (15%)
DLRS/WHOLESALERS (12%)
MOTOR/ENG. MFGR. (1%)
BOAT SERVICES (48%)
ACC./SUPPLIES MFGR. (7%)



RECREATIONAL BOATING-RELATED BUSINESSES IN CT-2

TOTAL BUSINESSES	216
Boat Building	9
Motor / Engine Mfgr.	1
Accessory / Supplies Mfgr.	16
Dealers / Wholesalers	37
Boat Services	153

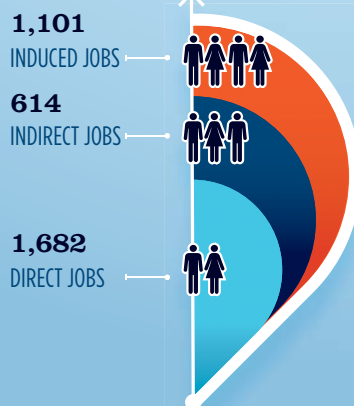


BOAT BUILDING (17%)
DLRS/WHOLESALERS (7%)
MOTOR/ENG. MFGR. (1%)
BOAT SERVICES (71%)
ACC./SUPPLIES MFGR. (4%)



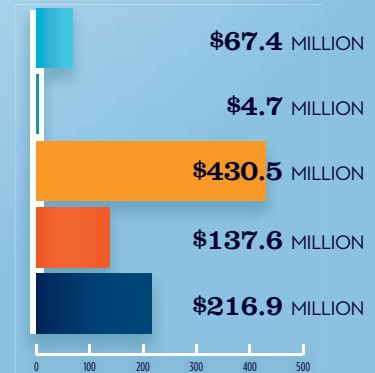
ESTIMATED JOBS IMPACT OF RECREATIONAL BOATING-RELATED SPENDING IN CT-2

EST. TOTAL JOBS	3,397
EST. TOTAL LABOR INCOME (MILLIONS)	\$139.9
Est. Direct Income	\$57.7
Est. Indirect Income	\$34.0
Est. Induced Income	\$48.2



RECREATIONAL BOATING INDUSTRY SALES IN CT-2

Boat Building	\$67.6
Motor / Engine Mfgr.	\$4.7
Accessory / Supplies Mfgr.	\$430.5
TOTAL MFGR. SALES	\$502.8
Dealers / Wholesalers	\$137.6
Boat Services	\$216.9
TOTAL RETAIL & SERVICES SALES	\$354.5



BOAT BUILDING (17%)
DLRS/WHOLESALERS (7%)
MOTOR/ENG. MFGR. (1%)
BOAT SERVICES (71%)
ACC./SUPPLIES MFGR. (4%)

Source: NMMMA's Center of Knowledge; Recreational Marine Research Center at Michigan State University



National Marine Manufacturers Association

nmma.org

ECONOMIC SIGNIFICANCE OF RECREATIONAL BOATING IN CONNECTICUT

CONGRESSIONAL DISTRICT 3



Number of Recreational Boats*	15,996
Recreational Boating Industry Businesses	70
Total Jobs	1,640
Annual Recreational Boating-Related Spending	\$84.6 MILLION

TOTAL ANNUAL ECONOMIC IMPACT OF RECREATIONAL BOATING:

\$202.4 MILLION

RECREATIONAL BOATS IN CT-3

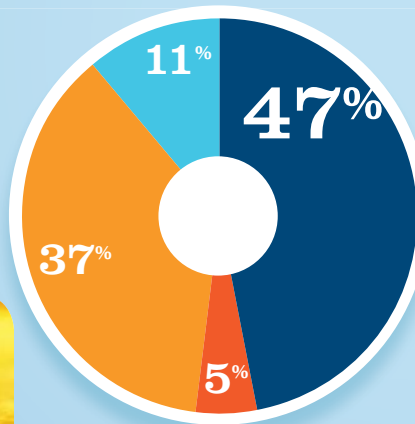
TOTAL BOATS*	▶ 15,996
REGISTERED BOATS	15,996
Power boats	13,166
PWCs	1,797
Sailboats	1,027
Other Boats	6
HOUSEHOLDS PER BOAT	17.5



* Total boats are registered boats as reported by states to the USCG.

RECREATIONAL BOATING CREATES JOBS IN CT-3

TOTAL BOATING JOBS	▶ 605
Boat Building	65
Motor / Engine Mfgr.	-
Accessory / Supplies Mfgr.	226
Dealers / Wholesalers	32
Boat Services	282

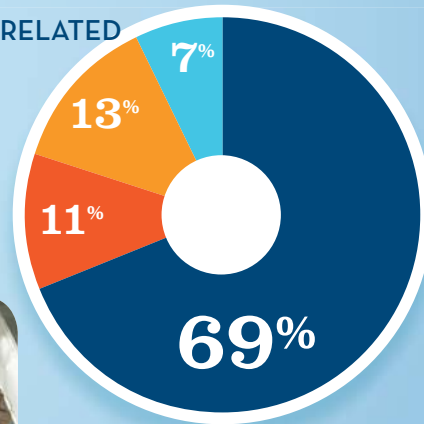


● BOAT BUILDING ● DLRS/WHOLESALERS
● MOTOR/ENG. MFGR. † ● BOAT SERVICES
● ACC./SUPPLIES MFGR. † 0%



RECREATIONAL BOATING-RELATED BUSINESSES IN CT-3

TOTAL BUSINESSES	▶ 70
Boat Building	5
Motor / Engine Mfgr.	-
Accessory / Supplies Mfgr.	9
Dealers / Wholesalers	8
Boat Services	48

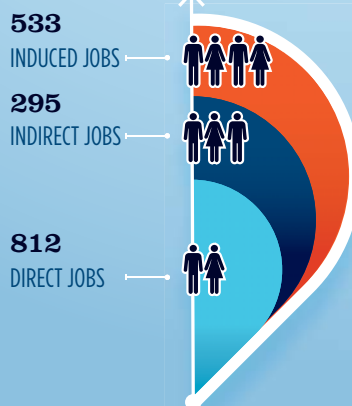


● BOAT BUILDING ● DLRS/WHOLESALERS
● MOTOR/ENG. MFGR. † ● BOAT SERVICES
● ACC./SUPPLIES MFGR. † 0%



ESTIMATED JOBS IMPACT OF RECREATIONAL BOATING-RELATED SPENDING IN CT-3

EST. TOTAL JOBS	▶ 1,640
EST. TOTAL LABOR INCOME	▶ \$67.7 MILLIONS
Est. Direct Income	\$28.1
Est. Indirect Income	\$16.3
Est. Induced Income	\$23.3



RECREATIONAL BOATING INDUSTRY SALES IN CT-3

Boat Building	\$16.8	\$16.8 MILLION
Motor / Engine Mfgr.	\$0.0	\$0.0 MILLION
Accessory / Supplies Mfgr.	\$45.6	\$45.6 MILLION
TOTAL MFGR. SALES	\$62.4	
Dealers / Wholesalers	\$15.1	\$15.1 MILLION
Boat Services	\$92.7	\$92.7 MILLION
TOTAL RETAIL & SERVICES SALES	\$107.8	

● BOAT BUILDING ● DLRS/WHOLESALERS
● MOTOR/ENG. MFGR. ● BOAT SERVICES
● ACC./SUPPLIES MFGR.

Source: NMMMA's Center of Knowledge; Recreational Marine Research Center at Michigan State University



National Marine Manufacturers Association

nmma.org

ECONOMIC SIGNIFICANCE OF RECREATIONAL BOATING IN CONNECTICUT

CONGRESSIONAL DISTRICT 4

Number of Recreational Boats*	19,420
Recreational Boating Industry Businesses	148
Total Jobs	2,665
Annual Recreational Boating-Related Spending	\$134.7 MILLION



TOTAL ANNUAL ECONOMIC IMPACT OF RECREATIONAL BOATING:

\$325.2 MILLION



RECREATIONAL BOATS IN CT-4

TOTAL BOATS* **19,420**

REGISTERED BOATS **19,420**

Power boats	15,971
PWCs	1,474
Sailboats	1,972
Other Boats	3

HOUSEHOLDS PER BOAT **13.5**

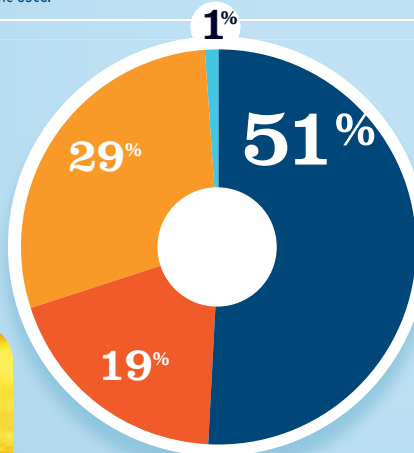


* Total boats are registered boats as reported by states to the USCG.

RECREATIONAL BOATING CREATES JOBS IN CT-4

TOTAL BOATING JOBS **1,187**

Boat Building	15
Motor / Engine Mfgr.	-
Accessory / Supplies Mfgr.	345
Dealers / Wholesalers	222
Boat Services	605



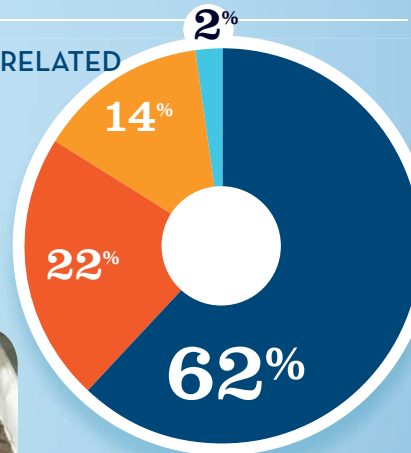
BOAT BUILDING
MOTOR/ENG. MFG. †
ACC./SUPPLIES MFG.
DLRS/WHOLESALEERS
BOAT SERVICES
† 0%



RECREATIONAL BOATING-RELATED BUSINESSES IN CT-4

TOTAL BUSINESSES **148**

Boat Building	2
Motor / Engine Mfgr.	-
Accessory / Supplies Mfgr.	21
Dealers / Wholesalers	33
Boat Services	92



BOAT BUILDING
MOTOR/ENG. MFG. †
ACC./SUPPLIES MFG.
DLRS/WHOLESALEERS
BOAT SERVICES †
† 0%

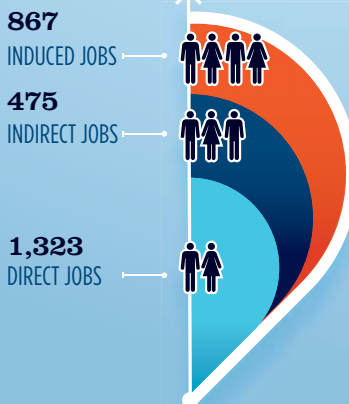


ESTIMATED JOBS IMPACT OF RECREATIONAL BOATING-RELATED SPENDING IN CT-4

EST. TOTAL JOBS **2,665**

EST. TOTAL LABOR INCOME **\$110.3** MILLIONS

Est. Direct Income	\$46.2
Est. Indirect Income	\$26.1
Est. Induced Income	\$38.0

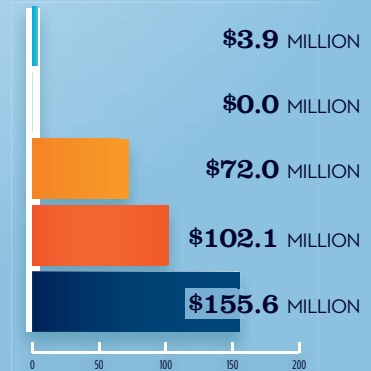


RECREATIONAL BOATING INDUSTRY SALES IN CT-4

Boat Building	\$3.9	\$3.9 MILLION
Motor / Engine Mfgr.	\$0.0	\$0.0 MILLION
Accessory / Supplies Mfgr.	\$72.0	\$72.0 MILLION
TOTAL MFG. SALES	\$75.9	

Dealers / Wholesalers	\$102.1	\$102.1 MILLION
Boat Services	\$155.6	\$155.6 MILLION
TOTAL RETAIL & SERVICES SALES	\$257.7	

BOAT BUILDING
MOTOR/ENG. MFG.
ACC./SUPPLIES MFG.
DLRS/WHOLESALEERS
BOAT SERVICES



Source: NMMMA's Center of Knowledge; Recreational Marine Research Center at Michigan State University



National Marine Manufacturers Association

nmma.org

ECONOMIC SIGNIFICANCE OF RECREATIONAL BOATING IN MAINE



TOTAL ANNUAL ECONOMIC IMPACT OF RECREATIONAL BOATING:



\$844.0 MILLION

Number of Recreational Boats*	96,712
Recreational Boating Industry Businesses	562
Total Jobs	6,722
Annual Recreational Boating-Related Spending	\$357.9 MILLION

RECREATIONAL BOATS IN MAINE

TOTAL BOATS* **96,712**

REGISTERED BOATS	96,712
Power boats	79,756
PWCs	4,817
Sailboats	3,897
Other Boats	8,242
HOUSEHOLDS PER BOAT	5.8

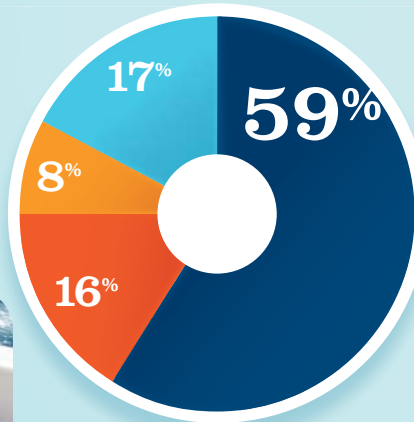


* Total boats are registered boats as reported by states to the USCG.

RECREATIONAL BOATING CREATES JOBS IN MAINE

TOTAL BOATING JOBS **5,046**

Boat Building	879
Motor / Engine Mfg.	-
Accessory / Supplies Mfg.	394
Dealers / Wholesalers	795
Boat Services	2,978



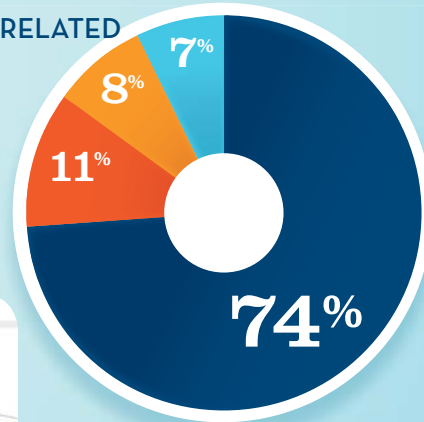
● BOAT BUILDING
 ● DLRS/WHOLESALEERS
 ● MOTOR/ENG. MFG.†
 ● BOAT SERVICES
 ● ACC./SUPPLIES MFG. †0%



RECREATIONAL BOATING-RELATED BUSINESSES IN MAINE

TOTAL BUSINESSES **562**

Boat Building	41
Motor / Engine Mfg.	-
Accessory / Supplies Mfg.	43
Dealers / Wholesalers	63
Boat Services	415



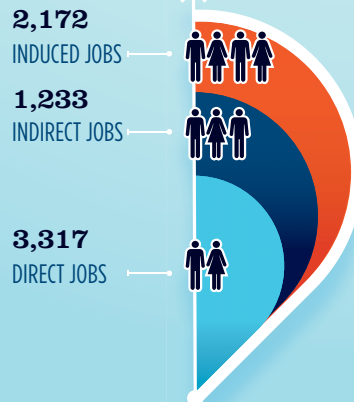
● BOAT BUILDING
 ● DLRS/WHOLESALEERS
 ● MOTOR/ENG. MFG.†
 ● BOAT SERVICES
 ● ACC./SUPPLIES MFG. †0%



ESTIMATED JOBS IMPACT OF RECREATIONAL BOATING-RELATED SPENDING IN MAINE

EST. TOTAL JOBS **6,722**

EST. TOTAL LABOR INCOME	\$276.1 MILLIONS
Est. Direct Income	\$112.3
Est. Indirect Income	\$68.7
Est. Induced Income	\$95.1

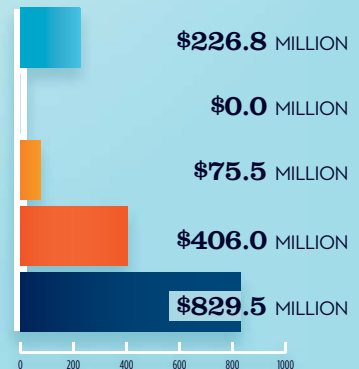


RECREATIONAL BOATING INDUSTRY SALES IN MAINE

Boat Building	\$226.8
Motor / Engine Mfg.	\$0.0
Accessory / Supplies Mfg.	\$75.5
TOTAL MFG. SALES	\$302.3

Dealers / Wholesalers	\$406.0
Boat Services	\$829.5
TOTAL RETAIL & SERVICES SALES	\$1,235.5

● BOAT BUILDING
 ● DLRS/WHOLESALEERS
 ● MOTOR/ENG. MFG.
 ● BOAT SERVICES
 ● ACC./SUPPLIES MFG.



Source: NMMMA's Center of Knowledge; Recreational Marine Research Center at Michigan State University



National Marine Manufacturers Association

nmma.org

ECONOMIC SIGNIFICANCE OF RECREATIONAL BOATING IN MASSACHUSETTS



TOTAL ANNUAL ECONOMIC IMPACT OF RECREATIONAL BOATING:

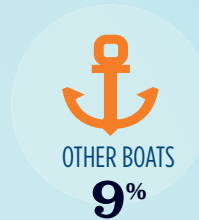

\$2.08 MILLION

Number of Recreational Boats*	179,727
Recreational Boating Industry Businesses	934
Total Jobs	16,760
Annual Recreational Boating-Related Spending	\$870.8 BILLION

RECREATIONAL BOATS IN MASSACHUSETTS

TOTAL BOATS* ▶ 179,727

REGISTERED BOATS	179,727
Power boats	141,054
PWCs	11,889
Sailboats	10,966
Other Boats	15,818
HOUSEHOLDS PER BOAT	14.2

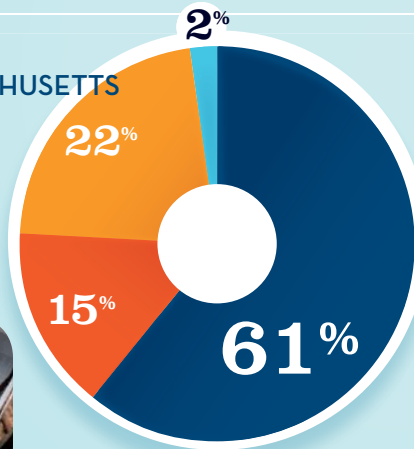


* Total boats are registered boats as reported by states to the USCG.

RECREATIONAL BOATING CREATES JOBS IN MASSACHUSETTS

TOTAL BOATING JOBS ▶ 7,421

Boat Building	138
Motor / Engine Mfgr.	23
Accessory / Supplies Mfgr.	1,624
Dealers / Wholesalers	1,082
Boat Services	4,554



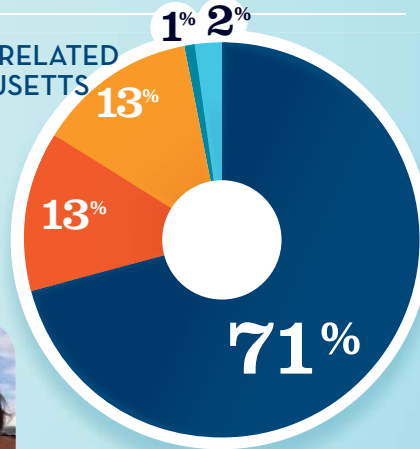
● BOAT BUILDING
● DLRS/WHOLESALERS
● MOTOR/ENG. MFGR.
● BOAT SERVICES
● ACC./SUPPLIES MFGR.



RECREATIONAL BOATING-RELATED BUSINESSES IN MASSACHUSETTS

TOTAL BUSINESSES ▶ 934

Boat Building	22
Motor / Engine Mfgr.	4
Accessory / Supplies Mfgr.	122
Dealers / Wholesalers	124
Boat Services	662



● BOAT BUILDING
● DLRS/WHOLESALERS
● MOTOR/ENG. MFGR.
● BOAT SERVICES
● ACC./SUPPLIES MFGR.

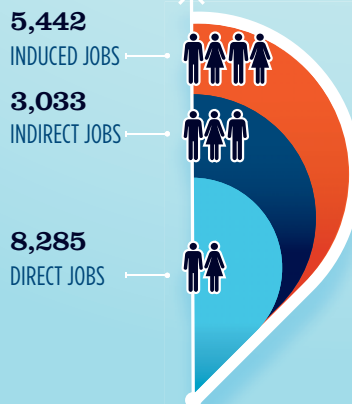


ESTIMATED JOBS IMPACT OF RECREATIONAL BOATING-RELATED SPENDING IN MASSACHUSETTS

EST. TOTAL JOBS ▶ 16,760

EST. TOTAL LABOR INCOME ▶ \$691.8 MILLIONS

Est. Direct Income	\$285.6
Est. Indirect Income	\$168.0
Est. Induced Income	\$238.2



RECREATIONAL BOATING INDUSTRY SALES IN MASSACHUSETTS

Boat Building	\$35.6	\$35.6 MILLION
Motor / Engine Mfgr.	\$13.5	\$13.5 MILLION
Accessory / Supplies Mfgr.	\$261.1	\$261.1 MILLION
TOTAL MFGR. SALES	\$310.2	
Dealers / Wholesalers	\$520.4	\$520.4 MILLION
Boat Services	\$1,163.7	\$1,163.7 MILLION
TOTAL RETAIL & SERVICES SALES	\$1,684.1	

● BOAT BUILDING
● DLRS/WHOLESALERS
● MOTOR/ENG. MFGR.
● BOAT SERVICES
● ACC./SUPPLIES MFGR.

Source: NMMMA's Center of Knowledge; Recreational Marine Research Center at Michigan State University



National Marine Manufacturers Association

nmma.org

ECONOMIC SIGNIFICANCE OF RECREATIONAL BOATING IN MASSACHUSETTS

CONGRESSIONAL DISTRICT 6

Number of Recreational Boats*	27,062
Recreational Boating Industry Businesses	170
Total Jobs	2,909
Annual Recreational Boating-Related Spending	\$150.1 MILLION

TOTAL ANNUAL ECONOMIC IMPACT OF RECREATIONAL BOATING:

\$359.0 MILLION

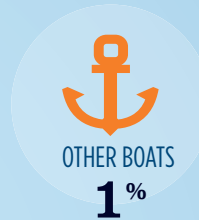



RECREATIONAL BOATS IN MA-6

TOTAL BOATS* 27,062

REGISTERED BOATS	27,062
Power boats	22,830
PWCs	1,965
Sailboats	2,044
Other Boats	223

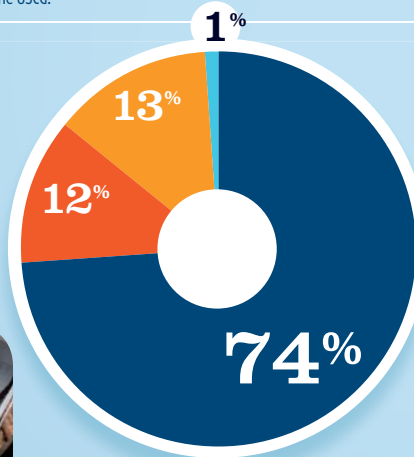
HOUSEHOLDS PER BOAT 10.4



* Total boats are registered boats as reported by states to the USCG.

RECREATIONAL BOATING CREATES JOBS IN MA-6

TOTAL BOATING JOBS	1,123
Boat Building	8
Motor / Engine Mfgr.	2
Accessory / Supplies Mfgr.	152
Dealers / Wholesalers	135
Boat Services	826

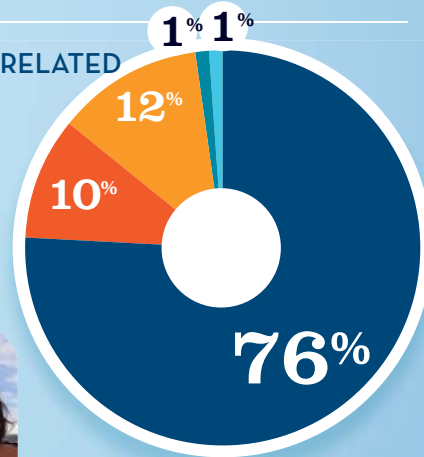


BOAT BUILDING 1%
MOTOR/ENG. MFGR. 1%
ACC./SUPPLIES MFGR. 12%
DLRS/WHOLESALERS 13%
BOAT SERVICES 74%



RECREATIONAL BOATING-RELATED BUSINESSES IN MA-6

TOTAL BUSINESSES	170
Boat Building	1
Motor / Engine Mfgr.	1
Accessory / Supplies Mfgr.	21
Dealers / Wholesalers	18
Boat Services	129

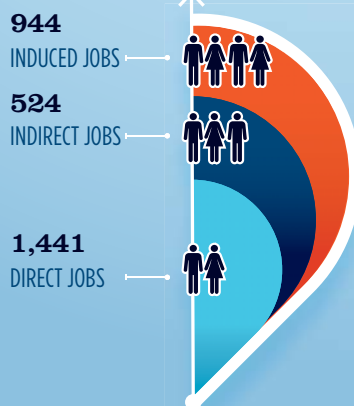


BOAT BUILDING 1%
MOTOR/ENG. MFGR. 1%
ACC./SUPPLIES MFGR. 12%
DLRS/WHOLESALERS 10%
BOAT SERVICES 76%



ESTIMATED JOBS IMPACT OF RECREATIONAL BOATING-RELATED SPENDING IN MA-6

EST. TOTAL JOBS	2,909
EST. TOTAL LABOR INCOME	\$120.0 MILLIONS
Est. Direct Income	\$49.7
Est. Indirect Income	\$29.0
Est. Induced Income	\$41.3



RECREATIONAL BOATING INDUSTRY SALES IN MA-6

Boat Building	\$2.1 MILLION
Motor / Engine Mfgr.	\$1.2 MILLION
Accessory / Supplies Mfgr.	\$28.4 MILLION
TOTAL MFGR. SALES	\$31.7
Dealers / Wholesalers	\$66.4 MILLION
Boat Services	\$227.4 MILLION
TOTAL RETAIL & SERVICES SALES	\$293.8

BOAT BUILDING
MOTOR/ENG. MFGR.
ACC./SUPPLIES MFGR.
DLRS/WHOLESALERS
BOAT SERVICES

Source: NMMMA's Center of Knowledge; Recreational Marine Research Center at Michigan State University



National Marine Manufacturers Association

nmma.org

ECONOMIC SIGNIFICANCE OF RECREATIONAL BOATING IN MASSACHUSETTS

CONGRESSIONAL DISTRICT 7

Number of Recreational Boats*	3,719
Recreational Boating Industry Businesses	41
Total Jobs	491
Annual Recreational Boating-Related Spending	\$24.8 MILLION



TOTAL ANNUAL ECONOMIC IMPACT OF RECREATIONAL BOATING:

\$59.8 MILLION

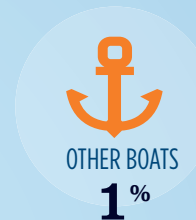

RECREATIONAL BOATS IN MA-7

TOTAL BOATS* **3,719**

REGISTERED BOATS **3,719**

Power boats	2,950
PWCs	288
Sailboats	448
Other Boats	33

HOUSEHOLDS PER BOAT **77.1**

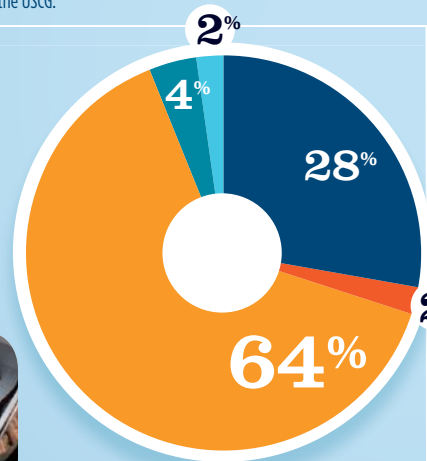


* Total boats are registered boats as reported by states to the USCG.

RECREATIONAL BOATING CREATES JOBS IN MA-7

TOTAL BOATING JOBS **342**

Boat Building	8
Motor / Engine Mfgr.	13
Accessory / Supplies Mfgr.	217
Dealers / Wholesalers	7
Boat Services	97



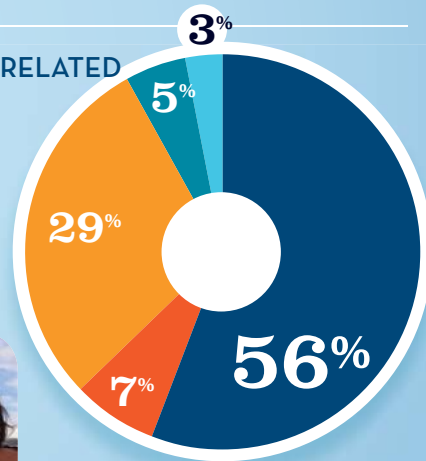
BOAT BUILDING
MOTOR/ENG. MFGR.
ACC./SUPPLIES MFGR.
DLRS/WHOLESALERS
BOAT SERVICES



RECREATIONAL BOATING-RELATED BUSINESSES IN MA-7

TOTAL BUSINESSES **41**

Boat Building	1
Motor / Engine Mfgr.	2
Accessory / Supplies Mfgr.	12
Dealers / Wholesalers	3
Boat Services	23



BOAT BUILDING
MOTOR/ENG. MFGR.
ACC./SUPPLIES MFGR.
DLRS/WHOLESALERS
BOAT SERVICES

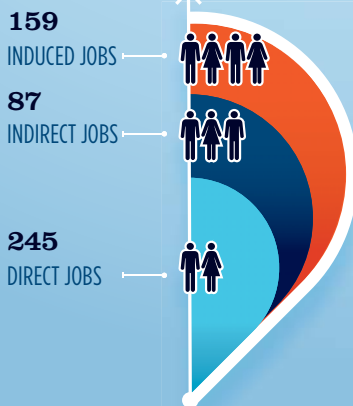


ESTIMATED JOBS IMPACT OF RECREATIONAL BOATING-RELATED SPENDING IN MA-7

EST. TOTAL JOBS **491**

EST. TOTAL LABOR INCOME **\$20.3** MILLIONS

Est. Direct Income	\$8.5
Est. Indirect Income	\$4.8
Est. Induced Income	\$7.0

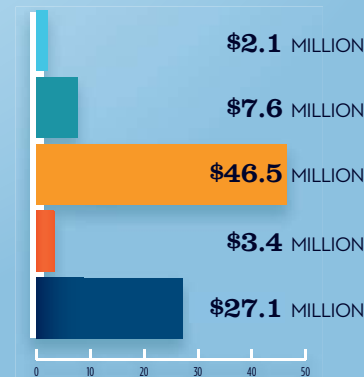


RECREATIONAL BOATING INDUSTRY SALES IN MA-7

Boat Building	\$2.1
Motor / Engine Mfgr.	\$7.6
Accessory / Supplies Mfgr.	\$46.5
TOTAL MFGR. SALES	\$56.2

Dealers / Wholesalers	\$3.4
Boat Services	\$27.1
TOTAL RETAIL & SERVICES SALES	\$30.5

BOAT BUILDING
MOTOR/ENG. MFGR.
ACC./SUPPLIES MFGR.
DLRS/WHOLESALERS
BOAT SERVICES



Source: NMMMA's Center of Knowledge; Recreational Marine Research Center at Michigan State University



National Marine Manufacturers Association

nmma.org

ECONOMIC SIGNIFICANCE OF RECREATIONAL BOATING IN MASSACHUSETTS

CONGRESSIONAL DISTRICT 9

Number of Recreational Boats*	40,102
Recreational Boating Industry Businesses	385
Total Jobs	4,287
Annual Recreational Boating-Related Spending	\$221.3 MILLION

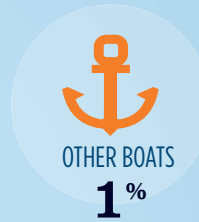

TOTAL ANNUAL ECONOMIC IMPACT OF RECREATIONAL BOATING:

\$529.1 MILLION

RECREATIONAL BOATS IN MA-9

TOTAL BOATS* ▶ 40,102

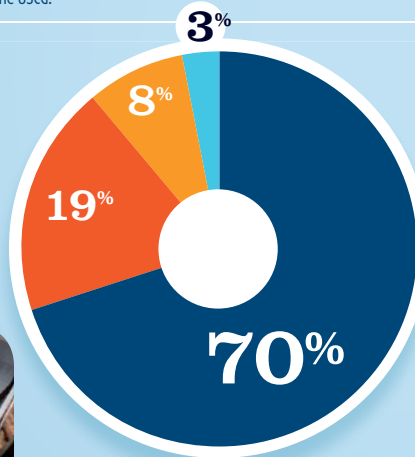
REGISTERED BOATS	40,102
Power boats	34,499
PWCs	1,894
Sailboats	3,238
Other Boats	471
HOUSEHOLDS PER BOAT	7.4



* Total boats are registered boats as reported by states to the USCG.

RECREATIONAL BOATING CREATES JOBS IN MA-9

TOTAL BOATING JOBS	▶ 2,975
Boat Building	89
Motor / Engine Mfgr.	-
Accessory / Supplies Mfgr.	245
Dealers / Wholesalers	565
Boat Services	2,076

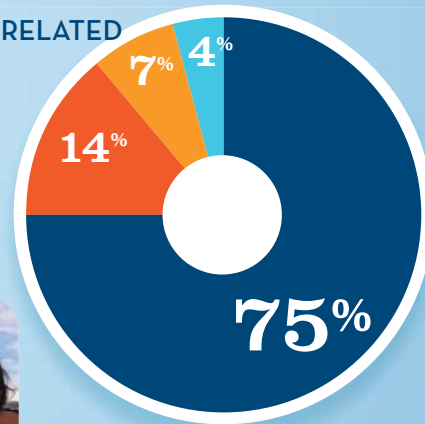


BOAT BUILDING 3%
DLRS/WHOLESALERS 19%
MOTOR/ENG. MFGR. † 0%
ACC./SUPPLIES MFGR. 8%
BOAT SERVICES 70%



RECREATIONAL BOATING-RELATED BUSINESSES IN MA-9

TOTAL BUSINESSES	▶ 385
Boat Building	15
Motor / Engine Mfgr.	-
Accessory / Supplies Mfgr.	27
Dealers / Wholesalers	53
Boat Services	290

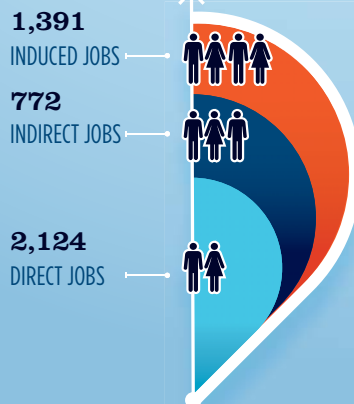


BOAT BUILDING 4%
DLRS/WHOLESALERS 14%
MOTOR/ENG. MFGR. † 0%
ACC./SUPPLIES MFGR. 7%
BOAT SERVICES 75%



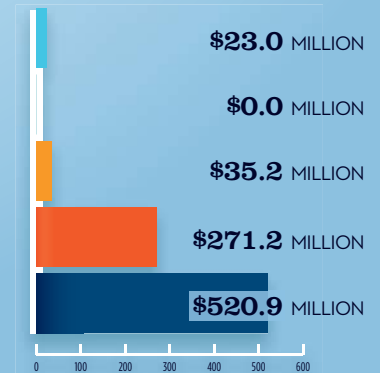
ESTIMATED JOBS IMPACT OF RECREATIONAL BOATING-RELATED SPENDING IN MA-9

EST. TOTAL JOBS	▶ 4,287
EST. TOTAL LABOR INCOME	▶ \$176.8 MILLIONS
Est. Direct Income	\$73.2
Est. Indirect Income	\$42.7
Est. Induced Income	\$60.9



RECREATIONAL BOATING INDUSTRY SALES IN MA-9

Boat Building	\$23.0	\$23.0 MILLION
Motor / Engine Mfgr.	\$0.0	\$0.0 MILLION
Accessory / Supplies Mfgr.	\$35.2	\$35.2 MILLION
TOTAL MFGR. SALES	▶ \$58.2	
Dealers / Wholesalers	\$271.2	\$271.2 MILLION
Boat Services	\$520.9	\$520.9 MILLION
TOTAL RETAIL & SERVICES SALES	▶ \$792.1	



BOAT BUILDING \$23.0 MILLION
DLRS/WHOLESALERS \$271.2 MILLION
MOTOR/ENG. MFGR. \$0.0 MILLION
ACC./SUPPLIES MFGR. \$35.2 MILLION
BOAT SERVICES \$520.9 MILLION

Source: NMMMA's Center of Knowledge; Recreational Marine Research Center at Michigan State University



National Marine Manufacturers Association

nmma.org

ECONOMIC SIGNIFICANCE OF RECREATIONAL BOATING IN NEW HAMPSHIRE



TOTAL ANNUAL ECONOMIC IMPACT OF RECREATIONAL BOATING:

\$760.7 MILLION



Number of Recreational Boats*	77,502
Recreational Boating Industry Businesses	262
Total Jobs	6,069
Annual Recreational Boating-Related Spending	\$321.5 MILLION

RECREATIONAL BOATS IN NEW HAMPSHIRE

TOTAL BOATS* 77,502

REGISTERED BOATS	77,502
Power boats	61,549
PWCs	7,213
Sailboats	4,788
Other Boats	3,952

HOUSEHOLDS PER BOAT 6.7

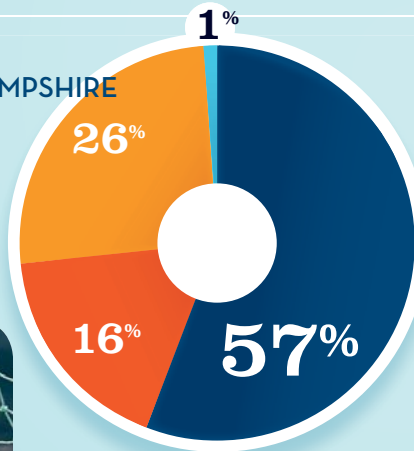


* Total boats are registered boats as reported by states to the USCG.

RECREATIONAL BOATING CREATES JOBS IN NEW HAMPSHIRE

TOTAL BOATING JOBS 2,792

Boat Building	27
Motor / Engine Mfgr.	1
Accessory / Supplies Mfgr.	728
Dealers / Wholesalers	438
Boat Services	1,598



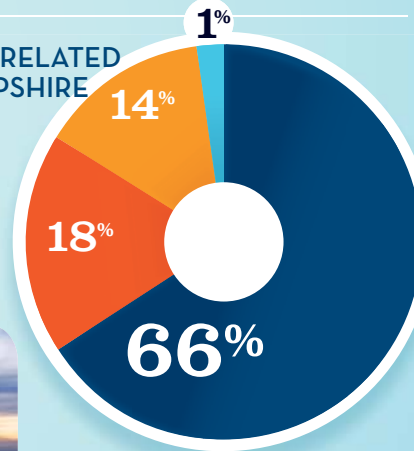
● BOAT BUILDING
● MOTOR/ENG. MFR.†
● ACC./SUPPLIES MFR.
● DLRS/WHOLESALERS
● BOAT SERVICES
 † 0%



RECREATIONAL BOATING-RELATED BUSINESSES IN NEW HAMPSHIRE

TOTAL BUSINESSES 262

Boat Building	4
Motor / Engine Mfgr.	1
Accessory / Supplies Mfgr.	36
Dealers / Wholesalers	47
Boat Services	174



● BOAT BUILDING
● MOTOR/ENG. MFR.†
● ACC./SUPPLIES MFR.
● DLRS/WHOLESALERS
● BOAT SERVICES
 † 0%

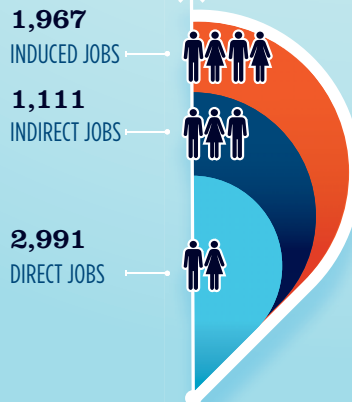


ESTIMATED JOBS IMPACT OF RECREATIONAL BOATING-RELATED SPENDING IN NEW HAMPSHIRE

EST. TOTAL JOBS 6,069

EST. TOTAL LABOR INCOME \$250.0 MILLIONS

Est. Direct Income	\$102.0
Est. Indirect Income	\$61.9
Est. Induced Income	\$86.1



RECREATIONAL BOATING INDUSTRY SALES IN NEW HAMPSHIRE

Boat Building	\$7.0 MILLION
Motor / Engine Mfgr.	\$0.6 MILLION
Accessory / Supplies Mfgr.	\$172.9 MILLION
Dealers / Wholesalers	\$210.3 MILLION
Boat Services	\$393.3 MILLION
TOTAL MFR. SALES	\$180.5
TOTAL RETAIL & SERVICES SALES	\$603.6

● BOAT BUILDING
● MOTOR/ENG. MFR.
● ACC./SUPPLIES MFR.
● DLRS/WHOLESALERS
● BOAT SERVICES

Source: NMMA's Center of Knowledge; Recreational Marine Research Center at Michigan State University



National Marine Manufacturers Association

nmma.org

ECONOMIC SIGNIFICANCE OF RECREATIONAL BOATING IN NEW JERSEY



TOTAL ANNUAL ECONOMIC IMPACT OF RECREATIONAL BOATING:

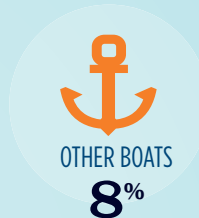

\$2.2 BILLION

Number of Recreational Boats*	176,641
Recreational Boating Industry Businesses	1,049
Total Jobs	17,724
Annual Recreational Boating-Related Spending	\$920.2 MILLION

RECREATIONAL BOATS IN NEW JERSEY

TOTAL BOATS* ▶ **176,641**

REGISTERED BOATS	176,641
Power boats	123,416
PWCs	30,391
Sailboats	8,305
Other Boats	14,529
HOUSEHOLDS PER BOAT	18.2

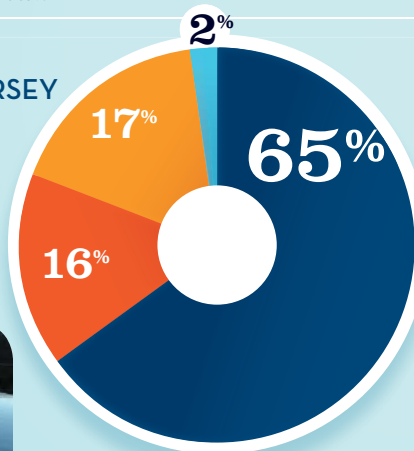


* Total boats are registered boats as reported by states to the USCG.

RECREATIONAL BOATING CREATES JOBS IN NEW JERSEY

TOTAL BOATING JOBS ▶ **6,560**

Boat Building	135
Motor / Engine Mfg.	39
Accessory / Supplies Mfg.	1,109
Dealers / Wholesalers	1,027
Boat Services	4,250



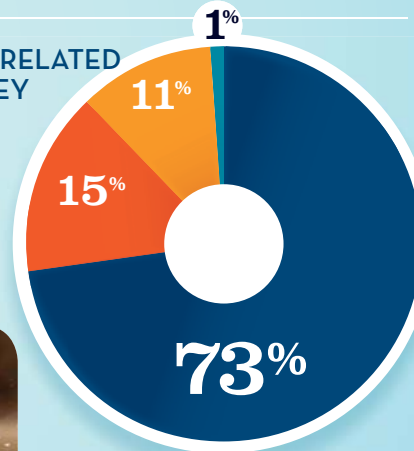
● BOAT BUILDING
● MOTOR/ENG. MFG. †
● ACC./SUPPLIES MFG.
● DLRS/WHOLESALEERS
● BOAT SERVICES
 † 0%



RECREATIONAL BOATING-RELATED BUSINESSES IN NEW JERSEY

TOTAL BUSINESSES ▶ **1,049**

Boat Building	6
Motor / Engine Mfg.	6
Accessory / Supplies Mfg.	116
Dealers / Wholesalers	157
Boat Services	764



● BOAT BUILDING †
● MOTOR/ENG. MFG.
● ACC./SUPPLIES MFG.
● DLRS/WHOLESALEERS
● BOAT SERVICES
 † 0%

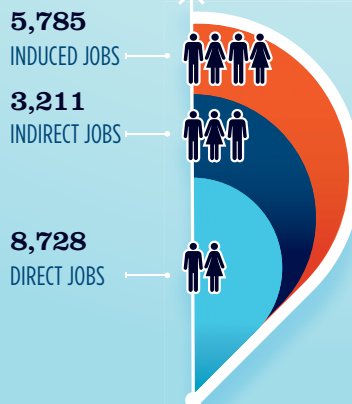


ESTIMATED JOBS IMPACT OF RECREATIONAL BOATING-RELATED SPENDING IN NEW JERSEY

EST. TOTAL JOBS ▶ **17,724**

EST. TOTAL LABOR INCOME ▶ **\$735.4** MILLIONS

Est. Direct Income	\$304.3
Est. Indirect Income	\$177.9
Est. Induced Income	\$253.2



RECREATIONAL BOATING INDUSTRY SALES IN NEW JERSEY

Boat Building	\$34.8	\$34.8
Motor / Engine Mfg.	\$20.7	\$20.7
Accessory / Supplies Mfg.	\$229.2	\$229.2
TOTAL MFG. SALES	\$284.7	
Dealers / Wholesalers	\$493.1	\$493.1
Boat Services	\$1,125.0	\$1,125.0
TOTAL RETAIL & SERVICES SALES	\$1,618.1	

● BOAT BUILDING
● MOTOR/ENG. MFG.
● ACC./SUPPLIES MFG.
● DLRS/WHOLESALEERS
● BOAT SERVICES

0 200 400 600 800 1000 1200



National Marine Manufacturers Association

nmma.org

ECONOMIC SIGNIFICANCE OF RECREATIONAL BOATING IN NEW JERSEY



CONGRESSIONAL DISTRICT 2

Number of Recreational Boats*	30,631
Recreational Boating Industry Businesses	304
Total Jobs	2,974
Annual Recreational Boating-Related Spending	\$155.8 MILLION





TOTAL ANNUAL ECONOMIC IMPACT OF RECREATIONAL BOATING:

\$371.3 MILLION

RECREATIONAL BOATS IN NJ-2

TOTAL BOATS* **30,631**

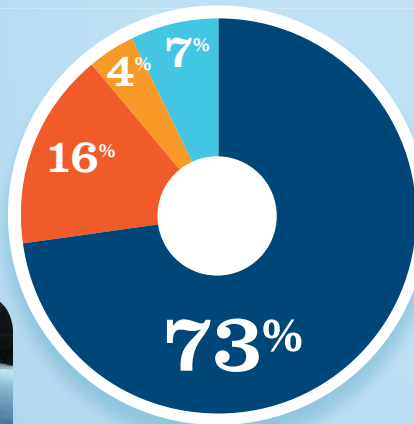
REGISTERED BOATS	30,631
Power boats	23,600
PWCs	5,130
Sailboats	1,083
Other Boats	818
HOUSEHOLDS PER BOAT	8.9



* Total boats are registered boats as reported by states to the USCG.

RECREATIONAL BOATING CREATES JOBS IN NJ-2

TOTAL BOATING JOBS	1,972
Boat Building	135
Motor / Engine Mfgr.	4
Accessory / Supplies Mfgr.	84
Dealers / Wholesalers	321
Boat Services	1,428

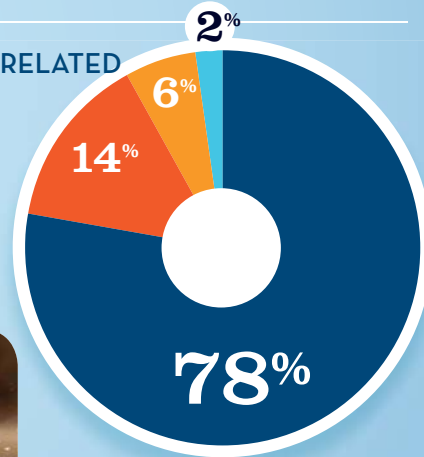


BOAT BUILDING 4%
MOTOR/ENG. MFGR. † 7%
ACC./SUPPLIES MFGR. 16%
DLRS/WHOLESALERS 17%
BOAT SERVICES 73%
† 0%



RECREATIONAL BOATING-RELATED BUSINESSES IN NJ-2

TOTAL BUSINESSES	304
Boat Building	6
Motor / Engine Mfgr.	1
Accessory / Supplies Mfgr.	18
Dealers / Wholesalers	43
Boat Services	236

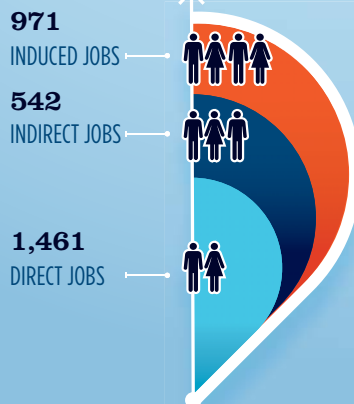


BOAT BUILDING 2%
MOTOR/ENG. MFGR. † 6%
ACC./SUPPLIES MFGR. 14%
DLRS/WHOLESALERS 14%
BOAT SERVICES 78%
† 0%



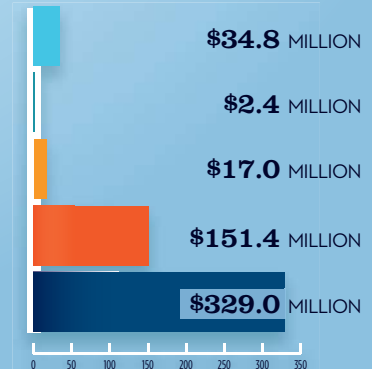
ESTIMATED JOBS IMPACT OF RECREATIONAL BOATING-RELATED SPENDING IN NJ-2

EST. TOTAL JOBS	2,974
EST. TOTAL LABOR INCOME	\$123.4 MILLIONS
Est. Direct Income	\$50.8
Est. Indirect Income	\$30.1
Est. Induced Income	\$42.5



RECREATIONAL BOATING INDUSTRY SALES IN NJ-2

Boat Building	\$34.8	\$34.8 MILLION
Motor / Engine Mfgr.	\$2.4	\$2.4 MILLION
Accessory / Supplies Mfgr.	\$17.0	\$17.0 MILLION
TOTAL MFGR. SALES	\$54.2	
Dealers / Wholesalers	\$151.4	\$151.4 MILLION
Boat Services	\$329.0	\$329.0 MILLION
TOTAL RETAIL & SERVICES SALES	\$480.4	



Source: NMMMA's Center of Knowledge; Recreational Marine Research Center at Michigan State University



National Marine Manufacturers Association

nmma.org

ECONOMIC SIGNIFICANCE OF RECREATIONAL BOATING IN NEW JERSEY



CONGRESSIONAL DISTRICT 3

Number of Recreational Boats*	28,327
Recreational Boating Industry Businesses	246
Total Jobs	8,588
Annual Recreational Boating-Related Spending	\$169.1 MILLION





TOTAL ANNUAL ECONOMIC IMPACT OF RECREATIONAL BOATING:

\$405.0 MILLION

RECREATIONAL BOATS IN NJ-3

TOTAL BOATS* ▶ 28,327

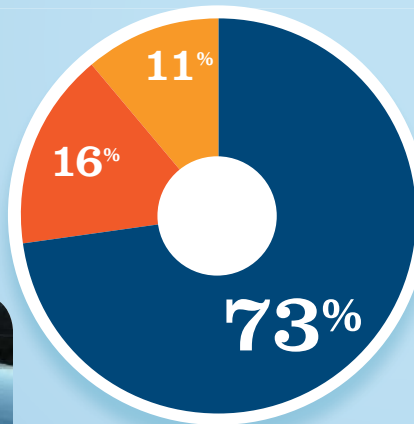
REGISTERED BOATS	28,327
Power boats	20,894
PWCs	5,522
Sailboats	1,453
Other Boats	458
HOUSEHOLDS PER BOAT	9.8



* Total boats are registered boats as reported by states to the USCG.

RECREATIONAL BOATING CREATES JOBS IN NJ-3

TOTAL BOATING JOBS	▶ 1,274
Boat Building	-
Motor / Engine Mfgr.	-
Accessory / Supplies Mfgr.	136
Dealers / Wholesalers	206
Boat Services	932

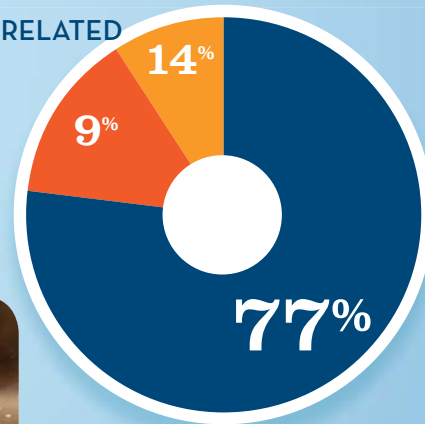


BOAT BUILDING †
MOTOR/ENG. MFGR. †
ACC./SUPPLIES MFGR.
DLRS/WHOLESALERS
BOAT SERVICES
† 0%



RECREATIONAL BOATING-RELATED BUSINESSES IN NJ-3

TOTAL BUSINESSES	▶ 246
Boat Building	-
Motor / Engine Mfgr.	-
Accessory / Supplies Mfgr.	22
Dealers / Wholesalers	35
Boat Services	189




BOAT BUILDING †
MOTOR/ENG. MFGR. †
ACC./SUPPLIES MFGR.
DLRS/WHOLESALERS
BOAT SERVICES
† 0%



ESTIMATED JOBS IMPACT OF RECREATIONAL BOATING-RELATED SPENDING IN NJ-3

EST. TOTAL JOBS	▶ 8,588
EST. TOTAL LABOR INCOME	▶ \$135.6 MILLIONS
Est. Direct Income	\$56.2
Est. Indirect Income	\$32.7
Est. Induced Income	\$46.7



RECREATIONAL BOATING INDUSTRY SALES IN NJ-3

Boat Building	\$0.0 MILLION
Motor / Engine Mfgr.	\$0.0 MILLION
Accessory / Supplies Mfgr.	\$30.5 MILLION
TOTAL MFGR. SALES	▶ \$30.5
Dealers / Wholesalers	\$97.0 MILLION
Boat Services	\$231.6 MILLION
TOTAL RETAIL & SERVICES SALES	▶ \$328.6

BOAT BUILDING
MOTOR/ENG. MFGR.
ACC./SUPPLIES MFGR.
DLRS/WHOLESALERS
BOAT SERVICES

Source: NMMMA's Center of Knowledge; Recreational Marine Research Center at Michigan State University



National Marine Manufacturers Association

nmma.org

ECONOMIC SIGNIFICANCE OF RECREATIONAL BOATING IN NEW JERSEY



CONGRESSIONAL DISTRICT 4

Number of Recreational Boats*	16,611
Recreational Boating Industry Businesses	126
Total Jobs	2,012
Annual Recreational Boating-Related Spending	\$103.5 MILLION





TOTAL ANNUAL ECONOMIC IMPACT OF RECREATIONAL BOATING:

\$248.7 MILLION

RECREATIONAL BOATS IN NJ-4

TOTAL BOATS* **16,611**

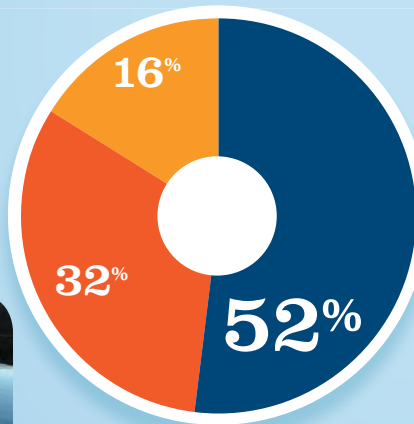
REGISTERED BOATS	16,611
Power boats	12,433
PWCs	2,843
Sailboats	928
Other Boats	407
HOUSEHOLDS PER BOAT	16.3



* Total boats are registered boats as reported by states to the USCG.

RECREATIONAL BOATING CREATES JOBS IN NJ-4

TOTAL BOATING JOBS	768
Boat Building	-
Motor / Engine Mfgr.	1
Accessory / Supplies Mfgr.	121
Dealers / Wholesalers	248
Boat Services	398

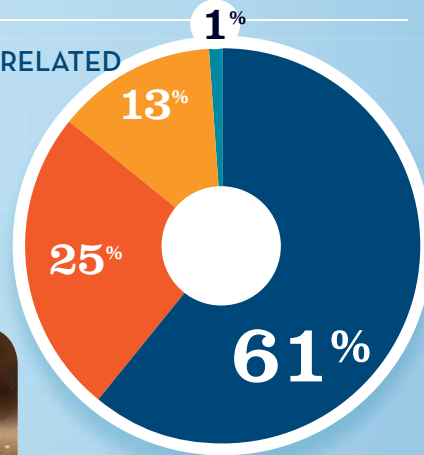


● BOAT BUILDING †
● MOTOR/ENG. MFGR. †
● ACC./SUPPLIES MFGR.
● DLRS/WHOLESALERS
● BOAT SERVICES
 † 0%



RECREATIONAL BOATING-RELATED BUSINESSES IN NJ-4

TOTAL BUSINESSES	126
Boat Building	-
Motor / Engine Mfgr.	1
Accessory / Supplies Mfgr.	16
Dealers / Wholesalers	32
Boat Services	77

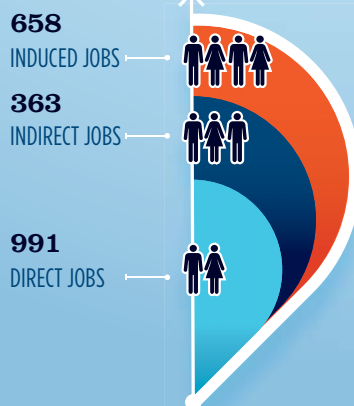


● BOAT BUILDING †
● MOTOR/ENG. MFGR.
● ACC./SUPPLIES MFGR.
● DLRS/WHOLESALERS
● BOAT SERVICES
 † 0%



ESTIMATED JOBS IMPACT OF RECREATIONAL BOATING-RELATED SPENDING IN NJ-4

EST. TOTAL JOBS	2,012
EST. TOTAL LABOR INCOME	\$83.6 MILLIONS
Est. Direct Income	\$34.8
Est. Indirect Income	\$20.0
Est. Induced Income	\$28.8



RECREATIONAL BOATING INDUSTRY SALES IN NJ-4

Boat Building	\$0.0	\$0.0 MILLION
Motor / Engine Mfgr.	\$0.6	\$0.6 MILLION
Accessory / Supplies Mfgr.	\$30.0	\$30.0 MILLION
TOTAL MFGR. SALES	\$30.6	
Dealers / Wholesalers	\$117.8	\$117.8 MILLION
Boat Services	\$120.6	\$120.6 MILLION
TOTAL RETAIL & SERVICES SALES	\$238.4	

● BOAT BUILDING
● MOTOR/ENG. MFGR.
● ACC./SUPPLIES MFGR.
● DLRS/WHOLESALERS
● BOAT SERVICES

Source: NMMMA's Center of Knowledge; Recreational Marine Research Center at Michigan State University



National Marine Manufacturers Association

nmma.org

ECONOMIC SIGNIFICANCE OF RECREATIONAL BOATING IN NEW JERSEY



CONGRESSIONAL DISTRICT 5

Number of Recreational Boats*	15,053
Recreational Boating Industry Businesses	42
Total Jobs	1,515
Annual Recreational Boating-Related Spending	\$78.8 MILLION





TOTAL ANNUAL ECONOMIC IMPACT OF RECREATIONAL BOATING:

\$188.3 MILLION

RECREATIONAL BOATS IN NJ-5

TOTAL BOATS* **15,053**

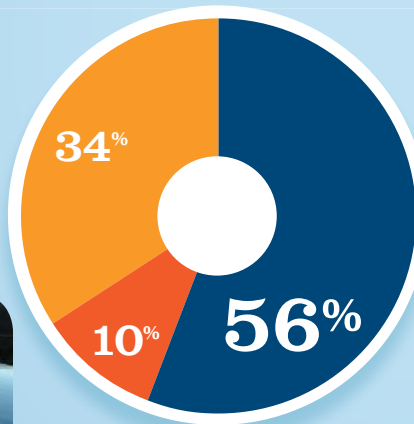
REGISTERED BOATS	15,053
Power boats	11,223
PWCs	2,556
Sailboats	749
Other Boats	525
HOUSEHOLDS PER BOAT	17.6



* Total boats are registered boats as reported by states to the USCG.

RECREATIONAL BOATING CREATES JOBS IN NJ-5

TOTAL BOATING JOBS	412
Boat Building	-
Motor / Engine Mfgr.	-
Accessory / Supplies Mfgr.	140
Dealers / Wholesalers	43
Boat Services	229

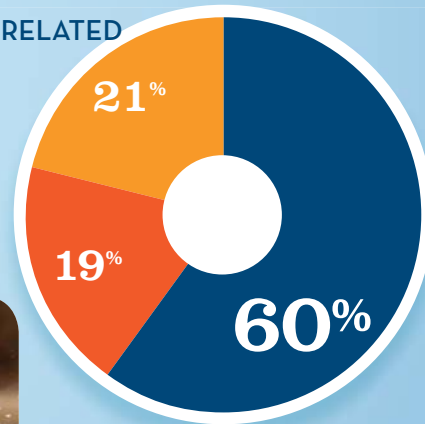


BOAT BUILDING † 34%
MOTOR/ENG. MFGR. † 10%
ACC./SUPPLIES MFGR. 0%
DLRS/WHOLESALERS 0%
BOAT SERVICES 56%



RECREATIONAL BOATING-RELATED BUSINESSES IN NJ-5

TOTAL BUSINESSES	42
Boat Building	-
Motor / Engine Mfgr.	-
Accessory / Supplies Mfgr.	9
Dealers / Wholesalers	8
Boat Services	25

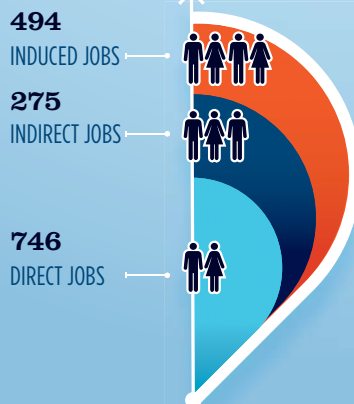


BOAT BUILDING † 21%
MOTOR/ENG. MFGR. † 19%
ACC./SUPPLIES MFGR. 0%
DLRS/WHOLESALERS 0%
BOAT SERVICES 60%



ESTIMATED JOBS IMPACT OF RECREATIONAL BOATING-RELATED SPENDING IN NJ-5

EST. TOTAL JOBS	1,515
EST. TOTAL LABOR INCOME (MILLIONS)	\$62.7
Est. Direct Income	\$25.9
Est. Indirect Income	\$15.2
Est. Induced Income	\$21.6



RECREATIONAL BOATING INDUSTRY SALES IN NJ-5

Boat Building	\$0.0	\$0.0 MILLION
Motor / Engine Mfgr.	\$0.0	\$0.0 MILLION
Accessory / Supplies Mfgr.	\$32.4	\$0.0 MILLION
TOTAL MFGR. SALES	\$32.4	
Dealers / Wholesalers	\$21.2	\$32.4 MILLION
Boat Services	\$64.9	\$21.2 MILLION
TOTAL RETAIL & SERVICES SALES	\$86.1	\$64.9 MILLION

BOAT BUILDING
MOTOR/ENG. MFGR.
ACC./SUPPLIES MFGR.
DLRS/WHOLESALERS
BOAT SERVICES

Source: NMMA's Center of Knowledge; Recreational Marine Research Center at Michigan State University



National Marine Manufacturers Association

nmma.org

ECONOMIC SIGNIFICANCE OF RECREATIONAL BOATING IN NEW JERSEY



CONGRESSIONAL DISTRICT 7

Number of Recreational Boats*	15,878
Recreational Boating Industry Businesses	38
Total Jobs	1,642
Annual Recreational Boating-Related Spending	\$85.2 MILLION

TOTAL ANNUAL ECONOMIC IMPACT OF RECREATIONAL BOATING:



\$203.6 MILLION



RECREATIONAL BOATS IN NJ-7

TOTAL BOATS* **15,878**

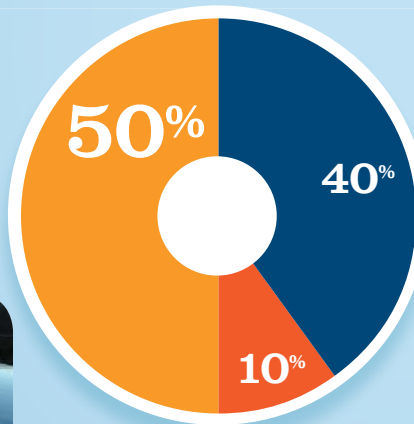
REGISTERED BOATS	15,878
Power boats	11,737
PWCs	2,736
Sailboats	1,146
Other Boats	259
HOUSEHOLDS PER BOAT	16.8



* Total boats are registered boats as reported by states to the USCG.

RECREATIONAL BOATING CREATES JOBS IN NJ-7

TOTAL BOATING JOBS	285
Boat Building	-
Motor / Engine Mfgr.	-
Accessory / Supplies Mfgr.	143
Dealers / Wholesalers	29
Boat Services	113

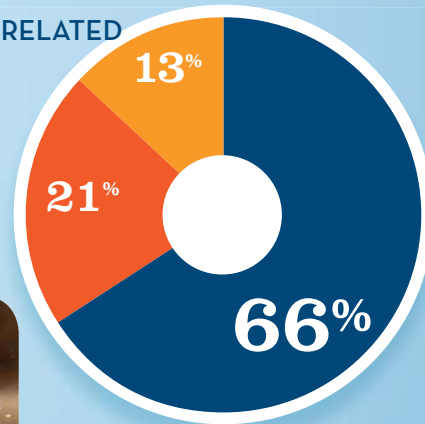


BOAT BUILDING † 0%
MOTOR/ENG. MFGR. † 0%
ACC./SUPPLIES MFGR. 50%
DLRS/WHOLESALERS 10%
BOAT SERVICES 40%



RECREATIONAL BOATING-RELATED BUSINESSES IN NJ-7

TOTAL BUSINESSES	38
Boat Building	-
Motor / Engine Mfgr.	-
Accessory / Supplies Mfgr.	5
Dealers / Wholesalers	8
Boat Services	25

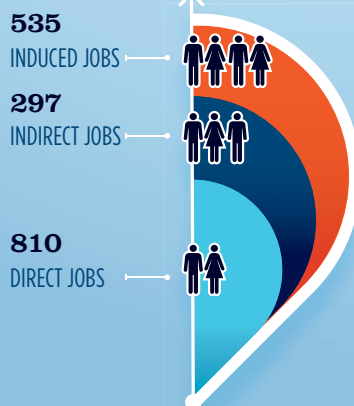


BOAT BUILDING † 0%
MOTOR/ENG. MFGR. † 0%
ACC./SUPPLIES MFGR. 13%
DLRS/WHOLESALERS 21%
BOAT SERVICES 66%



ESTIMATED JOBS IMPACT OF RECREATIONAL BOATING-RELATED SPENDING IN NJ-7

EST. TOTAL JOBS	1,642
EST. TOTAL LABOR INCOME (MILLIONS)	\$68.0
Est. Direct Income	\$28.1
Est. Indirect Income	\$16.5
Est. Induced Income	\$23.4



RECREATIONAL BOATING INDUSTRY SALES IN NJ-7

Boat Building	\$0.0	\$0.0 MILLION
Motor / Engine Mfgr.	\$0.0	\$0.0 MILLION
Accessory / Supplies Mfgr.	\$36.7	\$36.7 MILLION
TOTAL MFGR. SALES	\$36.7	
Dealers / Wholesalers	\$14.6	\$14.6 MILLION
Boat Services	\$31.8	\$31.8 MILLION
TOTAL RETAIL & SERVICES SALES	\$46.4	

BOAT BUILDING
MOTOR/ENG. MFGR.
ACC./SUPPLIES MFGR.
DLRS/WHOLESALERS
BOAT SERVICES

Source: NMMMA's Center of Knowledge; Recreational Marine Research Center at Michigan State University



National Marine Manufacturers Association

nmma.org

ECONOMIC SIGNIFICANCE OF RECREATIONAL BOATING IN NEW JERSEY

CONGRESSIONAL DISTRICT 11

Number of Recreational Boats*	16,131
Recreational Boating Industry Businesses	44
Total Jobs	1,657
Annual Recreational Boating-Related Spending	\$86.4 MILLION

TOTAL ANNUAL ECONOMIC IMPACT OF RECREATIONAL BOATING:



\$206.3 MILLION



RECREATIONAL BOATS IN NJ-11

TOTAL BOATS* ▶ **16,131**

REGISTERED BOATS	16,131
Power boats	11,938
PWCs	3,025
Sailboats	825
Other Boats	343
HOUSEHOLDS PER BOAT	16.8

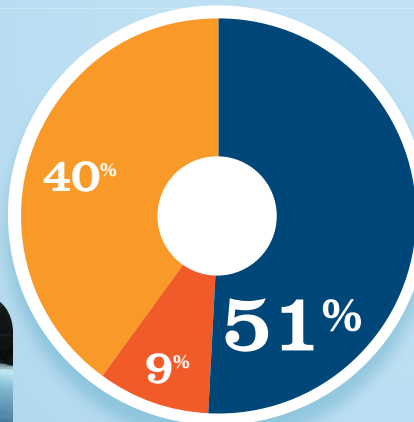


* Total boats are registered boats as reported by states to the USCG.

RECREATIONAL BOATING CREATES JOBS IN NJ-11

TOTAL BOATING JOBS ▶ **327**

Boat Building	-
Motor / Engine Mfgr.	-
Accessory / Supplies Mfgr.	131
Dealers / Wholesalers	29
Boat Services	167



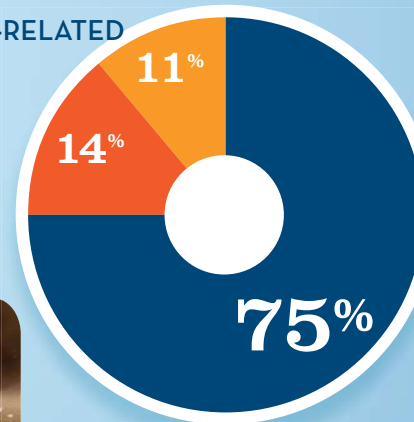
BOAT BUILDING † 0%
MOTOR/ENG. MFGR. † 0%
ACC./SUPPLIES MFGR. 40%
DLRS/WHOLESALERS 9%
BOAT SERVICES 51%



RECREATIONAL BOATING-RELATED BUSINESSES IN NJ-11

TOTAL BUSINESSES ▶ **44**

Boat Building	-
Motor / Engine Mfgr.	-
Accessory / Supplies Mfgr.	5
Dealers / Wholesalers	6
Boat Services	33



BOAT BUILDING † 0%
MOTOR/ENG. MFGR. † 0%
ACC./SUPPLIES MFGR. 11%
DLRS/WHOLESALERS 14%
BOAT SERVICES 75%

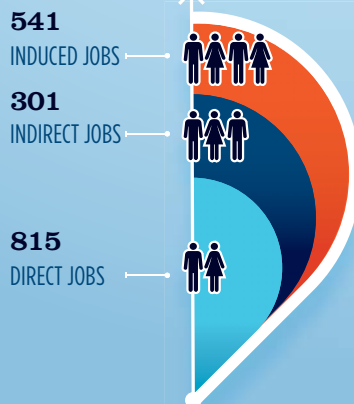


ESTIMATED JOBS IMPACT OF RECREATIONAL BOATING-RELATED SPENDING IN NJ-11

EST. TOTAL JOBS ▶ **1,657**

EST. TOTAL LABOR INCOME ▶ **\$68.8** MILLIONS

Est. Direct Income	\$28.4
Est. Indirect Income	\$16.7
Est. Induced Income	\$23.7

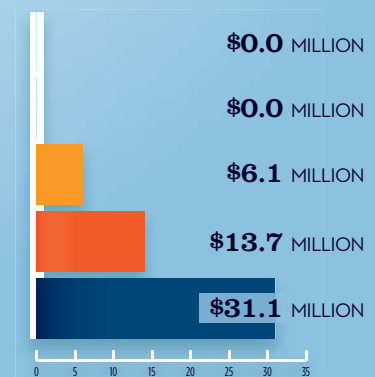


RECREATIONAL BOATING INDUSTRY SALES IN NJ-11

Boat Building	\$0.0
Motor / Engine Mfgr.	\$0.0
Accessory / Supplies Mfgr.	\$6.1
TOTAL MFGR. SALES	\$6.1

Dealers / Wholesalers	\$13.7
Boat Services	\$31.1
TOTAL RETAIL & SERVICES SALES	\$44.8

BOAT BUILDING 0%
MOTOR/ENG. MFGR. 0%
ACC./SUPPLIES MFGR. 14%
DLRS/WHOLESALERS 30%
BOAT SERVICES 76%



Source: NMMMA's Center of Knowledge; Recreational Marine Research Center at Michigan State University



National Marine Manufacturers Association

nmma.org

ECONOMIC SIGNIFICANCE OF RECREATIONAL BOATING IN NEW YORK



TOTAL ANNUAL ECONOMIC IMPACT OF RECREATIONAL BOATING:

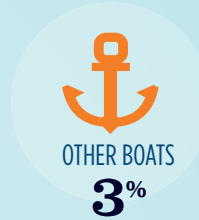

\$5.79 BILLION

Number of Recreational Boats*	477,436
Recreational Boating Industry Businesses	1,856
Total Jobs	46,303
Annual Recreational Boating-Related Spending	\$2.4 BILLION

RECREATIONAL BOATS IN NEW YORK

TOTAL BOATS* ▶ **477,436**

REGISTERED BOATS	477,436
Power boats	393,931
PWCs	53,142
Sailboats	15,895
Other Boats	14,468
HOUSEHOLDS PER BOAT	15.4

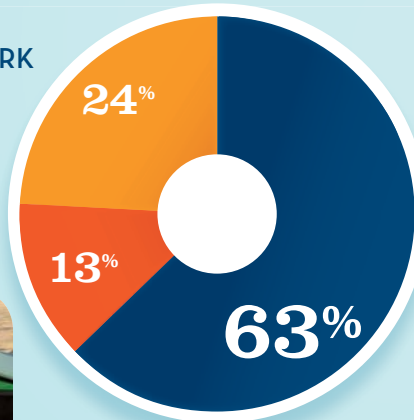


* Total boats are registered boats as reported by states to the USCG.

RECREATIONAL BOATING CREATES JOBS IN NEW YORK

TOTAL BOATING JOBS ▶ **14,697**

Boat Building	95
Motor / Engine Mfg.	7
Accessory / Supplies Mfg.	3,487
Dealers / Wholesalers	1,891
Boat Services	9,217




● BOAT BUILDING[†]
● DLRS/WHOLESALERS
● MOTOR/ENG. MFG.[‡]
● BOAT SERVICES
● ACC./SUPPLIES MFG. † 0%



RECREATIONAL BOATING-RELATED BUSINESSES IN NEW YORK

TOTAL BUSINESSES ▶ **1,856**

Boat Building	11
Motor / Engine Mfg.	2
Accessory / Supplies Mfg.	257
Dealers / Wholesalers	280
Boat Services	1,306



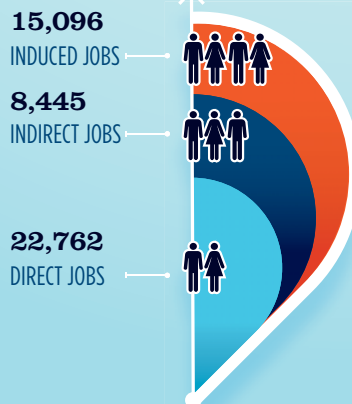
● BOAT BUILDING
 ● DLRS/WHOLESALERS
● MOTOR/ENG. MFG.[‡]
● BOAT SERVICES
● ACC./SUPPLIES MFG. † 0%



ESTIMATED JOBS IMPACT OF RECREATIONAL BOATING-RELATED SPENDING IN NEW YORK

EST. TOTAL JOBS ▶ **46,303**

EST. TOTAL LABOR INCOME	\$1,919.1 MILLIONS
Est. Direct Income	\$789.0
Est. Indirect Income	\$469.3
Est. Induced Income	\$660.8

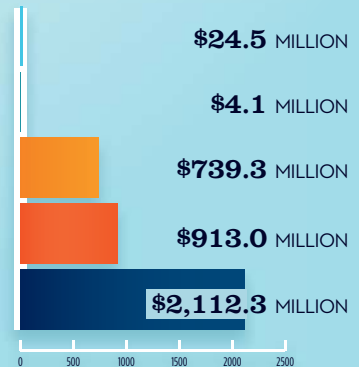


RECREATIONAL BOATING INDUSTRY SALES IN NEW YORK

Boat Building	\$24.5	\$24.5 MILLION
Motor / Engine Mfg.	\$4.1	\$4.1 MILLION
Accessory / Supplies Mfg.	\$739.3	\$739.3 MILLION
TOTAL MFG. SALES	\$767.9	

Dealers / Wholesalers	\$913.0	\$913.0 MILLION
Boat Services	\$2,112.3	\$2,112.3 MILLION
TOTAL RETAIL & SERVICES SALES	\$3,025.3	

● BOAT BUILDING
 ● DLRS/WHOLESALERS
● MOTOR/ENG. MFG.
 ● BOAT SERVICES
● ACC./SUPPLIES MFG.



Source: NMMA's Center of Knowledge; Recreational Marine Research Center at Michigan State University



National Marine Manufacturers Association

nmma.org

ECONOMIC SIGNIFICANCE OF RECREATIONAL BOATING IN NEW YORK

CONGRESSIONAL DISTRICT 1

Number of Recreational Boats*	37,627
Recreational Boating Industry Businesses	251
Total Jobs	4,617
Annual Recreational Boating-Related Spending	\$238.8 MILLION



TOTAL ANNUAL ECONOMIC IMPACT OF RECREATIONAL BOATING:

\$572.1 MILLION

RECREATIONAL BOATS IN NY-1

TOTAL BOATS* ▶ **37,627**

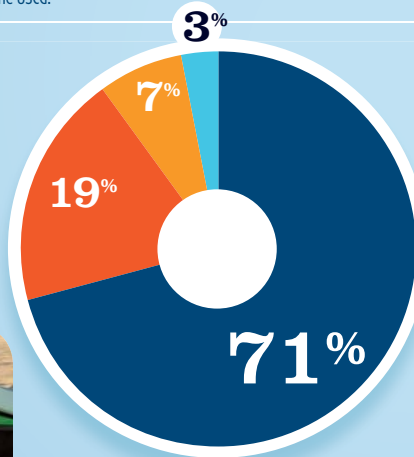
REGISTERED BOATS	37,627
Power boats	32,005
PWCs	3,693
Sailboats	1,861
Other Boats	68
HOUSEHOLDS PER BOAT	6.6



* Total boats are registered boats as reported by states to the USCG.

RECREATIONAL BOATING CREATES JOBS IN NY-1

TOTAL BOATING JOBS	1,461
Boat Building	45
Motor / Engine Mfgr.	-
Accessory / Supplies Mfgr.	93
Dealers / Wholesalers	282
Boat Services	1,041

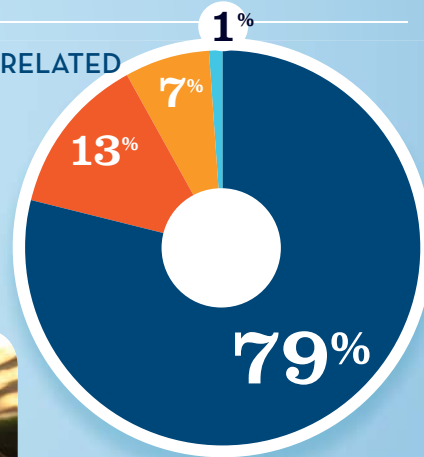


BOAT BUILDING 3%
DLRS/WHOLESALERS 19%
MOTOR/ENG. MFGR. † 0%
ACC./SUPPLIES MFGR. 7%
BOAT SERVICES 71%



RECREATIONAL BOATING-RELATED BUSINESSES IN NY-1

TOTAL BUSINESSES	251
Boat Building	3
Motor / Engine Mfgr.	-
Accessory / Supplies Mfgr.	17
Dealers / Wholesalers	33
Boat Services	198

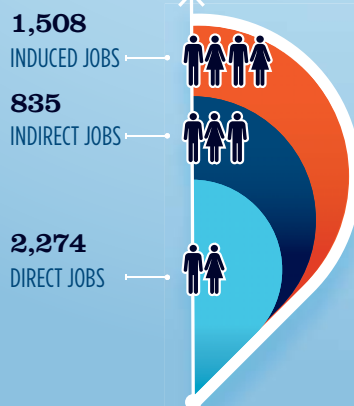


BOAT BUILDING 1%
DLRS/WHOLESALERS 13%
MOTOR/ENG. MFGR. † 0%
ACC./SUPPLIES MFGR. 7%
BOAT SERVICES 79%



ESTIMATED JOBS IMPACT OF RECREATIONAL BOATING-RELATED SPENDING IN NY-1

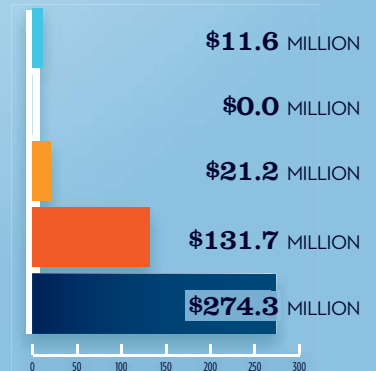
EST. TOTAL JOBS	4,617
EST. TOTAL LABOR INCOME	\$191.7 MILLIONS
Est. Direct Income	\$79.5
Est. Indirect Income	\$46.2
Est. Induced Income	\$66.0



RECREATIONAL BOATING INDUSTRY SALES IN NY-1

Boat Building	\$11.6
Motor / Engine Mfgr.	\$0.0
Accessory / Supplies Mfgr.	\$21.2
TOTAL MFGR. SALES	\$32.8
Dealers / Wholesalers	\$131.7
Boat Services	\$274.3
TOTAL RETAIL & SERVICES SALES	\$406.0

BOAT BUILDING \$11.6 MILLION
DLRS/WHOLESALERS \$0.0 MILLION
MOTOR/ENG. MFGR. \$21.2 MILLION
ACC./SUPPLIES MFGR. \$131.7 MILLION
BOAT SERVICES \$274.3 MILLION



Source: NMMA's Center of Knowledge; Recreational Marine Research Center at Michigan State University



National Marine Manufacturers Association

nmma.org

ECONOMIC SIGNIFICANCE OF RECREATIONAL BOATING IN NEW YORK

CONGRESSIONAL DISTRICT 3

Number of Recreational Boats*	21,308
Recreational Boating Industry Businesses	121
Total Jobs	3,123
Annual Recreational Boating-Related Spending	\$158.1 MILLION



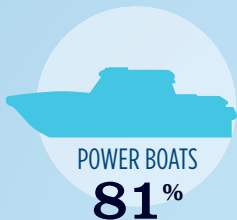
TOTAL ANNUAL ECONOMIC IMPACT OF RECREATIONAL BOATING:

\$382.1 MILLION

RECREATIONAL BOATS IN NY-3

TOTAL BOATS* **21,308**

REGISTERED BOATS	21,308
Power boats	17,268
PWCs	2,232
Sailboats	1,776
Other Boats	32
HOUSEHOLDS PER BOAT	11.9

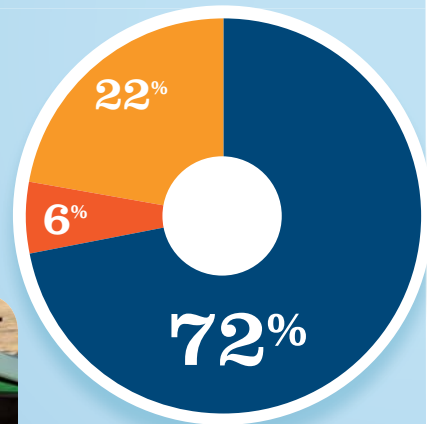


* Total boats are registered boats as reported by states to the USCG.

RECREATIONAL BOATING CREATES JOBS IN NY-3

TOTAL BOATING JOBS **772**

Boat Building	-
Motor / Engine Mfg.	-
Accessory / Supplies Mfg.	172
Dealers / Wholesalers	47
Boat Services	553



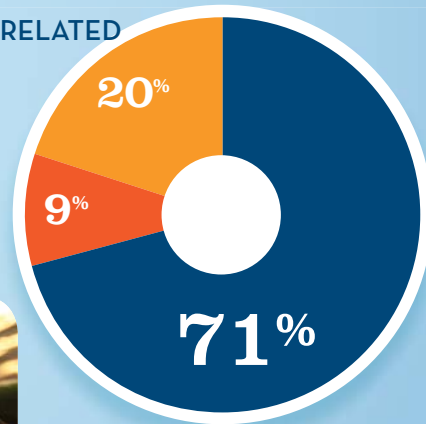
BOAT BUILDING †
MOTOR/ENG. MFG. †
ACC./SUPPLIES MFG.
DLRS/WHOLESALERS
BOAT SERVICES
† 0%



RECREATIONAL BOATING-RELATED BUSINESSES IN NY-3

TOTAL BUSINESSES **121**

Boat Building	-
Motor / Engine Mfg.	-
Accessory / Supplies Mfg.	24
Dealers / Wholesalers	11
Boat Services	86



BOAT BUILDING †
MOTOR/ENG. MFG. †
ACC./SUPPLIES MFG.
DLRS/WHOLESALERS
BOAT SERVICES
† 0%

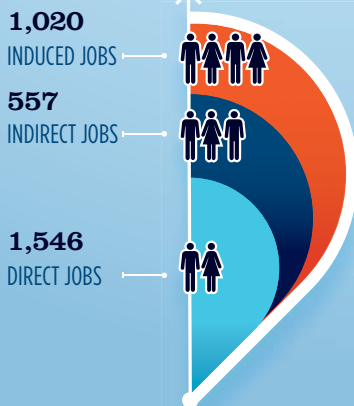


ESTIMATED JOBS IMPACT OF RECREATIONAL BOATING-RELATED SPENDING IN NY-3

EST. TOTAL JOBS **3,123**

EST. TOTAL LABOR INCOME **\$129.8** MILLIONS

Est. Direct Income	\$54.4
Est. Indirect Income	\$30.7
Est. Induced Income	\$44.7



RECREATIONAL BOATING INDUSTRY SALES IN NY-3

Boat Building	\$0.0	\$0.0 MILLION
Motor / Engine Mfg.	\$0.0	\$0.0 MILLION
Accessory / Supplies Mfg.	\$38.8	\$38.8 MILLION
TOTAL MFG. SALES	\$38.8	
Dealers / Wholesalers	\$25.1	\$25.1 MILLION
Boat Services	\$132.4	\$132.4 MILLION
TOTAL RETAIL & SERVICES SALES	\$157.5	

BOAT BUILDING
MOTOR/ENG. MFG.
ACC./SUPPLIES MFG.
DLRS/WHOLESALERS
BOAT SERVICES

Source: NMMMA's Center of Knowledge; Recreational Marine Research Center at Michigan State University



National Marine Manufacturers Association

nmma.org

ECONOMIC SIGNIFICANCE OF RECREATIONAL BOATING IN NEW YORK

CONGRESSIONAL DISTRICT 11

Number of Recreational Boats*	6,035
Recreational Boating Industry Businesses	36
Total Jobs	787
Annual Recreational Boating-Related Spending	\$40.5 MILLION


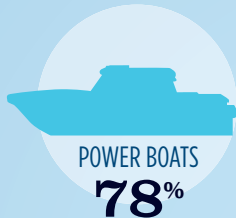
TOTAL ANNUAL ECONOMIC IMPACT OF RECREATIONAL BOATING:

\$97.3 MILLION

RECREATIONAL BOATS IN NY-11

TOTAL BOATS* **6,035**

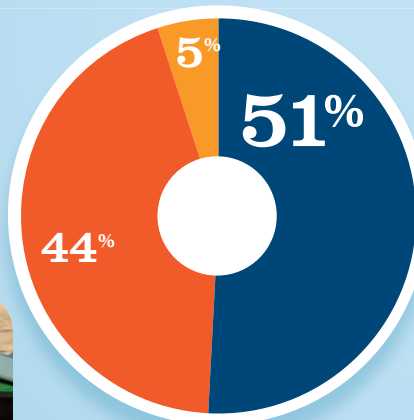
REGISTERED BOATS	6,035
Power boats	4,683
PWCs	1,064
Sailboats	274
Other Boats	14
HOUSEHOLDS PER BOAT	43.8



* Total boats are registered boats as reported by states to the USCG.

RECREATIONAL BOATING CREATES JOBS IN NY-11

TOTAL BOATING JOBS	205
Boat Building	-
Motor / Engine Mfg.	-
Accessory / Supplies Mfg.	10
Dealers / Wholesalers	91
Boat Services	104

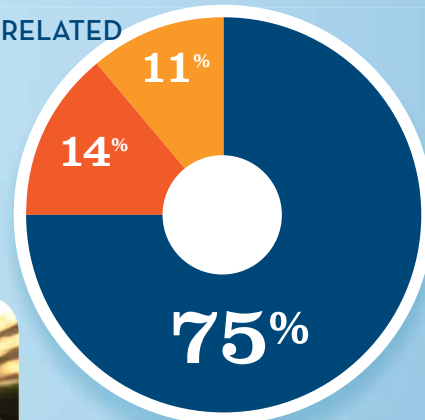


BOAT BUILDING †
MOTOR/ENG. MFG. †
ACC./SUPPLIES MFG.
DLRS/WHOLESALERS
BOAT SERVICES † 0%



RECREATIONAL BOATING-RELATED BUSINESSES IN NY-11

TOTAL BUSINESSES	36
Boat Building	-
Motor / Engine Mfg.	-
Accessory / Supplies Mfg.	4
Dealers / Wholesalers	5
Boat Services	27

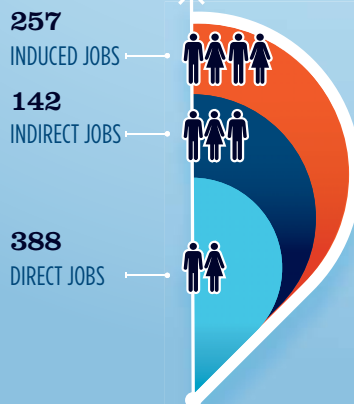


BOAT BUILDING †
MOTOR/ENG. MFG. †
ACC./SUPPLIES MFG.
DLRS/WHOLESALERS
BOAT SERVICES † 0%



ESTIMATED JOBS IMPACT OF RECREATIONAL BOATING-RELATED SPENDING IN NY-11

EST. TOTAL JOBS	787
EST. TOTAL LABOR INCOME (MILLIONS)	\$32.7
Est. Direct Income	\$13.6
Est. Indirect Income	\$7.8
Est. Induced Income	\$11.3



RECREATIONAL BOATING INDUSTRY SALES IN NY-11

Boat Building	\$0.0	\$0.0 MILLION
Motor / Engine Mfg.	\$0.0	\$0.0 MILLION
Accessory / Supplies Mfg.	\$2.3	\$0.0 MILLION
TOTAL MFG. SALES	\$2.3	
Dealers / Wholesalers	\$44.1	\$2.3 MILLION
Boat Services	\$31.0	\$44.1 MILLION
TOTAL RETAIL & SERVICES SALES	\$75.1	\$31.0 MILLION

BOAT BUILDING
MOTOR/ENG. MFG.
ACC./SUPPLIES MFG.
DLRS/WHOLESALERS
BOAT SERVICES

Source: NMMMA's Center of Knowledge; Recreational Marine Research Center at Michigan State University



National Marine Manufacturers Association

nmma.org

ECONOMIC SIGNIFICANCE OF RECREATIONAL BOATING IN NEW YORK



CONGRESSIONAL DISTRICT 12

Number of Recreational Boats*	3,757
Recreational Boating Industry Businesses	54
Total Jobs	625
Annual Recreational Boating-Related Spending	\$31.1 MILLION



RECREATIONAL BOATS IN NY-12

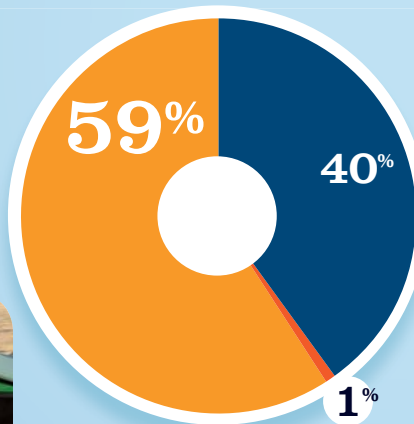
TOTAL BOATS*	3,757
REGISTERED BOATS	3,757
Power boats	2,934
PWCs	319
Sailboats	494
Other Boats	10
HOUSEHOLDS PER BOAT	100.6



* Total boats are registered boats as reported by states to the USCG.

RECREATIONAL BOATING CREATES JOBS IN NY-12

TOTAL BOATING JOBS	832
Boat Building	-
Motor / Engine Mfr.	-
Accessory / Supplies Mfr.	492
Dealers / Wholesalers	4
Boat Services	336

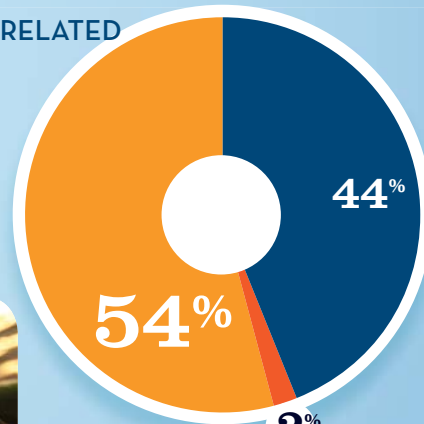


● BOAT BUILDING †
 ● MOTOR/ENG. MFR. †
 ● ACC./SUPPLIES MFR.
 ● DLRS/WHOLESALERS
 ● BOAT SERVICES † 0%



RECREATIONAL BOATING-RELATED BUSINESSES IN NY-12

TOTAL BUSINESSES	54
Boat Building	-
Motor / Engine Mfr.	-
Accessory / Supplies Mfr.	29
Dealers / Wholesalers	1
Boat Services	24




● BOAT BUILDING †
 ● MOTOR/ENG. MFR. †
 ● ACC./SUPPLIES MFR.
 ● DLRS/WHOLESALERS
 ● BOAT SERVICES † 0%



ESTIMATED JOBS IMPACT OF RECREATIONAL BOATING-RELATED SPENDING IN NY-12

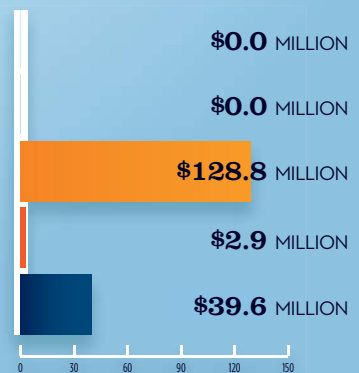
EST. TOTAL JOBS	625
EST. TOTAL LABOR INCOME	\$25.9 MILLIONS
Est. Direct Income	\$11.0
Est. Indirect Income	\$6.0
Est. Induced Income	\$8.9



RECREATIONAL BOATING INDUSTRY SALES IN NY-12

Boat Building	\$0.0	\$0.0 MILLION
Motor / Engine Mfr.	\$0.0	\$0.0 MILLION
Accessory / Supplies Mfr.	\$128.8	\$128.8 MILLION
TOTAL MFR. SALES	\$128.8	
Dealers / Wholesalers	\$2.9	\$2.9 MILLION
Boat Services	\$39.6	\$39.6 MILLION
TOTAL RETAIL & SERVICES SALES	\$42.5	

● BOAT BUILDING
 ● MOTOR/ENG. MFR.
 ● ACC./SUPPLIES MFR.
 ● DLRS/WHOLESALERS
 ● BOAT SERVICES



Source: NMMMA's Center of Knowledge; Recreational Marine Research Center at Michigan State University



National Marine Manufacturers Association

nmma.org

ECONOMIC SIGNIFICANCE OF RECREATIONAL BOATING IN NEW YORK

CONGRESSIONAL DISTRICT 14



Number of Recreational Boats*	2,518
Recreational Boating Industry Businesses	42
Total Jobs	332
Annual Recreational Boating-Related Spending	\$17.0 MILLION

TOTAL ANNUAL ECONOMIC IMPACT OF RECREATIONAL BOATING:

\$40.9 MILLION

RECREATIONAL BOATS IN NY-14

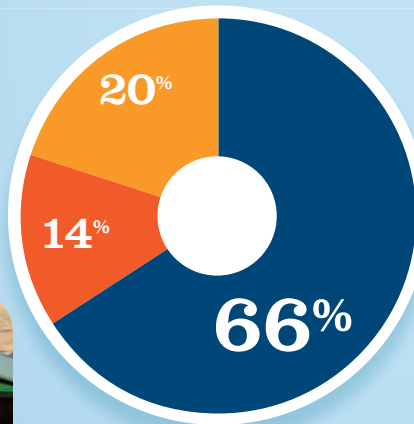
TOTAL BOATS*	2,518
REGISTERED BOATS	2,518
Power boats	1,989
PWCs	377
Sailboats	146
Other Boats	6
HOUSEHOLDS PER BOAT	98.5



* Total boats are registered boats as reported by states to the USCG.

RECREATIONAL BOATING CREATES JOBS IN NY-14

TOTAL BOATING JOBS	186
Boat Building	-
Motor / Engine Mfgr.	-
Accessory / Supplies Mfgr.	38
Dealers / Wholesalers	25
Boat Services	123

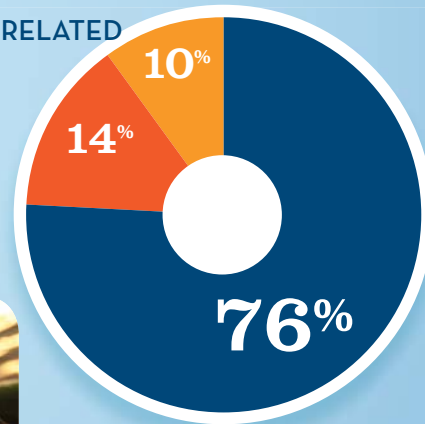


● BOAT BUILDING †
● MOTOR/ENG. MFGR. †
● ACC./SUPPLIES MFGR.
● DLRS/WHOLESALERS
● BOAT SERVICES † 0%



RECREATIONAL BOATING-RELATED BUSINESSES IN NY-14

TOTAL BUSINESSES	42
Boat Building	-
Motor / Engine Mfgr.	-
Accessory / Supplies Mfgr.	4
Dealers / Wholesalers	6
Boat Services	32

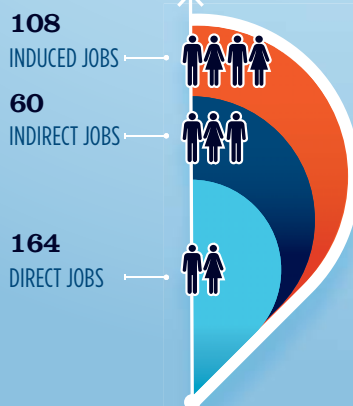


● BOAT BUILDING †
● MOTOR/ENG. MFGR. †
● ACC./SUPPLIES MFGR.
● DLRS/WHOLESALERS
● BOAT SERVICES † 0%



ESTIMATED JOBS IMPACT OF RECREATIONAL BOATING-RELATED SPENDING IN NY-14

EST. TOTAL JOBS	332
EST. TOTAL LABOR INCOME	\$13.7 MILLIONS
Est. Direct Income	\$5.7
Est. Indirect Income	\$3.3
Est. Induced Income	\$4.7



RECREATIONAL BOATING INDUSTRY SALES IN NY-14

Boat Building	\$0.0	\$0.0
Motor / Engine Mfgr.	\$0.0	\$0.0
Accessory / Supplies Mfgr.	\$5.3	\$5.3
TOTAL MFG. SALES	\$5.3	
Dealers / Wholesalers	\$12.8	\$12.8
Boat Services	\$34.5	\$34.5
TOTAL RETAIL & SERVICES SALES	\$47.3	

● BOAT BUILDING
● MOTOR/ENG. MFGR.
● ACC./SUPPLIES MFGR.
● DLRS/WHOLESALERS
● BOAT SERVICES

Source: NMMMA's Center of Knowledge; Recreational Marine Research Center at Michigan State University



National Marine Manufacturers Association

nmma.org

ECONOMIC SIGNIFICANCE OF RECREATIONAL BOATING IN NEW YORK

CONGRESSIONAL DISTRICT 20

Number of Recreational Boats*	24,882
Recreational Boating Industry Businesses	46
Total Jobs	2,140
Annual Recreational Boating-Related Spending	\$114.3 MILLION





TOTAL ANNUAL ECONOMIC IMPACT OF RECREATIONAL BOATING:

\$270.1 MILLION

RECREATIONAL BOATS IN NY-20

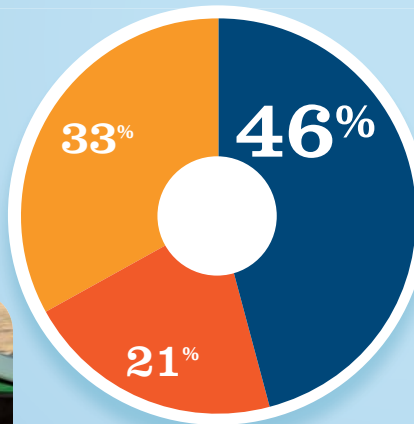
TOTAL BOATS*	▶ 24,882
REGISTERED BOATS	24,882
Power boats	21,461
PWCs	2,730
Sailboats	612
Other Boats	79
HOUSEHOLDS PER BOAT	11.9



* Total boats are registered boats as reported by states to the USCG.

RECREATIONAL BOATING CREATES JOBS IN NY-20

TOTAL BOATING JOBS	▶ 357
Boat Building	-
Motor / Engine Mfgr.	-
Accessory / Supplies Mfgr.	117
Dealers / Wholesalers	76
Boat Services	164

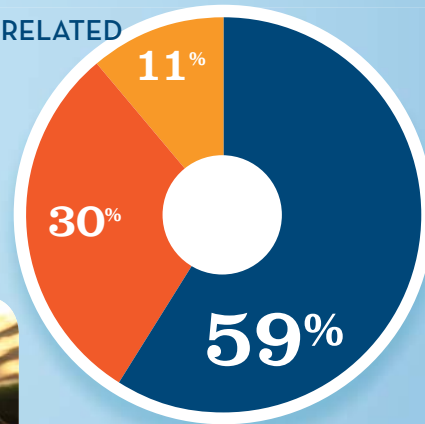


● BOAT BUILDING †
● MOTOR/ENG. MFGR. †
● ACC./SUPPLIES MFGR.
● DLRS/WHOLESALERS
● BOAT SERVICES † 0%



RECREATIONAL BOATING-RELATED BUSINESSES IN NY-20

TOTAL BUSINESSES	▶ 46
Boat Building	-
Motor / Engine Mfgr.	-
Accessory / Supplies Mfgr.	5
Dealers / Wholesalers	14
Boat Services	27

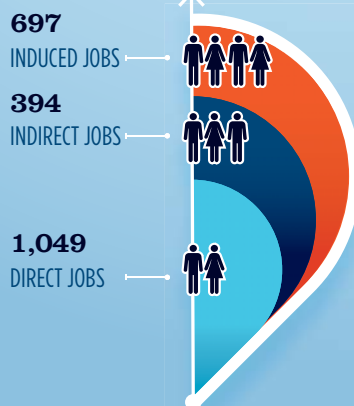


● BOAT BUILDING †
● MOTOR/ENG. MFGR. †
● ACC./SUPPLIES MFGR.
● DLRS/WHOLESALERS
● BOAT SERVICES † 0%



ESTIMATED JOBS IMPACT OF RECREATIONAL BOATING-RELATED SPENDING IN NY-20

EST. TOTAL JOBS	▶ 2,140
EST. TOTAL LABOR INCOME	\$88.6 MILLIONS
Est. Direct Income	\$36.1
Est. Indirect Income	\$22.0
Est. Induced Income	\$30.5



RECREATIONAL BOATING INDUSTRY SALES IN NY-20

Boat Building	\$0.0	\$0.0 MILLION
Motor / Engine Mfgr.	\$0.0	\$0.0 MILLION
Accessory / Supplies Mfgr.	\$19.5	\$19.5 MILLION
TOTAL MFGR. SALES	▶ \$19.5	
Dealers / Wholesalers	\$37.0	\$37.0 MILLION
Boat Services	\$58.4	\$58.4 MILLION
TOTAL RETAIL & SERVICES SALES	▶ \$95.4	

● BOAT BUILDING
● MOTOR/ENG. MFGR.
● ACC./SUPPLIES MFGR.
● DLRS/WHOLESALERS
● BOAT SERVICES

Source: NMMMA's Center of Knowledge; Recreational Marine Research Center at Michigan State University



National Marine Manufacturers Association

nmma.org

ECONOMIC SIGNIFICANCE OF RECREATIONAL BOATING IN RHODE ISLAND



TOTAL ANNUAL ECONOMIC IMPACT OF RECREATIONAL BOATING:

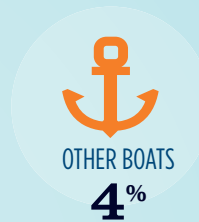

\$508.3 MILLION

Number of Recreational Boats*	35,033
Recreational Boating Industry Businesses	323
Total Jobs	4,168
Annual Recreational Boating-Related Spending	\$210.8 MILLION

RECREATIONAL BOATS IN RHODE ISLAND

TOTAL BOATS* ▶ **35,033**

REGISTERED BOATS	35,033
Power boats	28,096
PWCs	1,985
Sailboats	3,543
Other Boats	1,409
HOUSEHOLDS PER BOAT	11.8

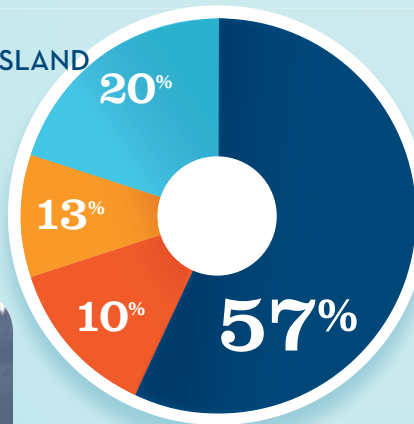


* Total boats are registered boats as reported by states to the USCG.

RECREATIONAL BOATING CREATES JOBS IN RHODE ISLAND

TOTAL BOATING JOBS ▶ **2,866**

Boat Building	561
Motor / Engine Mfg.	-
Accessory / Supplies Mfg.	294
Dealers / Wholesalers	388
Boat Services	1,623



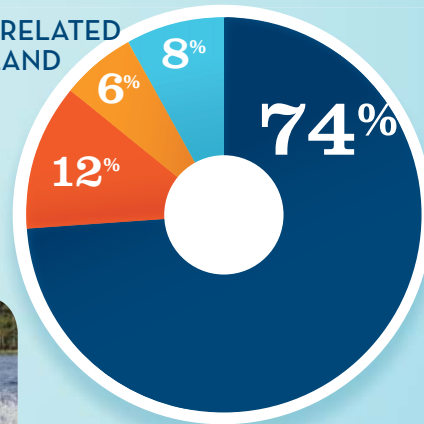
● BOAT BUILDING
● MOTOR/ENG. MFG.†
● ACC./SUPPLIES MFG.
● DLRS/WHOLESALEERS
● BOAT SERVICES
 † 0%



RECREATIONAL BOATING-RELATED BUSINESSES IN RHODE ISLAND

TOTAL BUSINESSES ▶ **323**

Boat Building	26
Motor / Engine Mfg.	-
Accessory / Supplies Mfg.	19
Dealers / Wholesalers	38
Boat Services	240



● BOAT BUILDING
● MOTOR/ENG. MFG.†
● ACC./SUPPLIES MFG.
● DLRS/WHOLESALEERS
● BOAT SERVICES
 † 0%

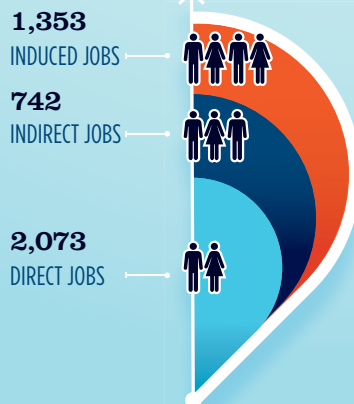


ESTIMATED JOBS IMPACT OF RECREATIONAL BOATING-RELATED SPENDING IN RHODE ISLAND

EST. TOTAL JOBS ▶ **4,168**

EST. TOTAL LABOR INCOME ▶ **\$172.0** MILLIONS

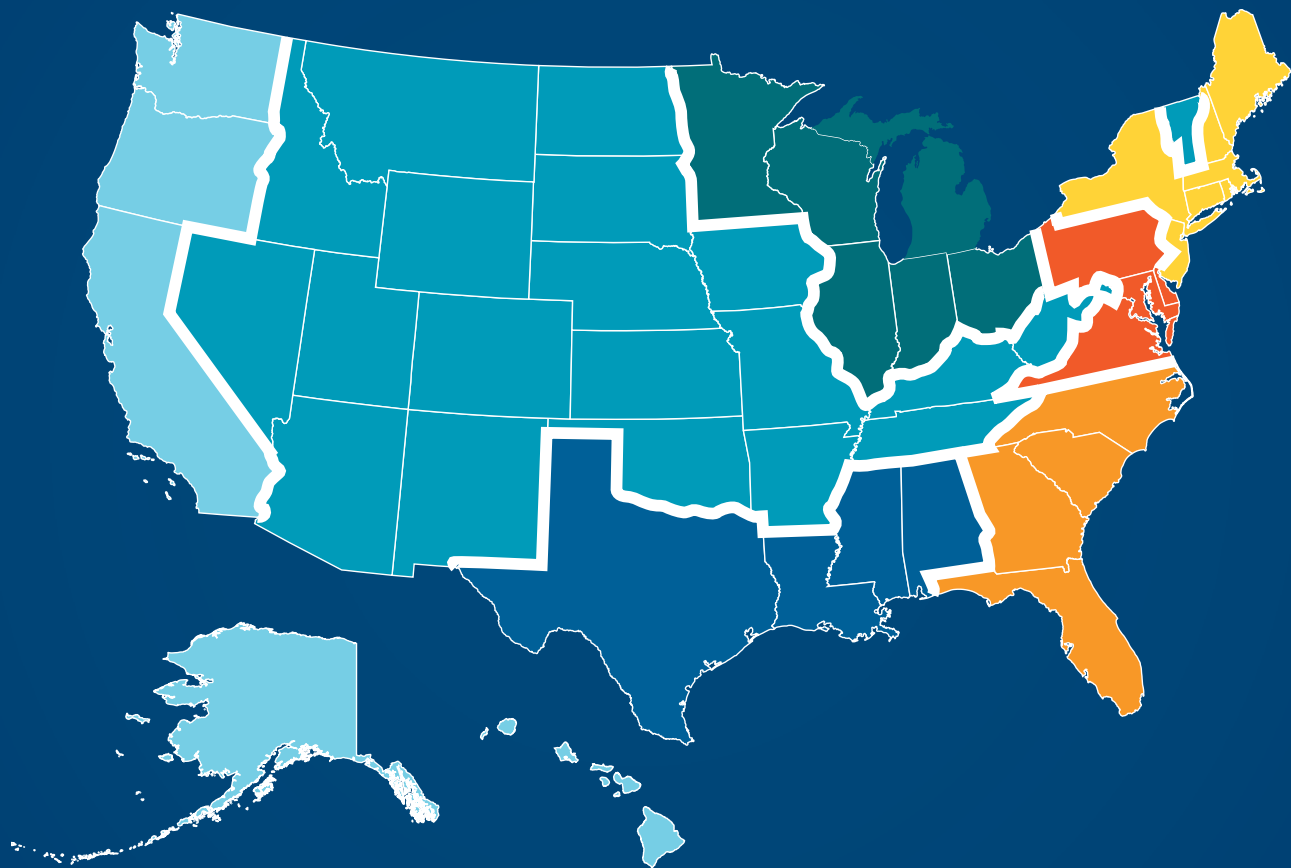
Est. Direct Income	\$72.0
Est. Indirect Income	\$40.8
Est. Induced Income	\$59.2



RECREATIONAL BOATING INDUSTRY SALES IN RHODE ISLAND

Boat Building	\$113.0	\$113.0 MILLION
Motor / Engine Mfg.	\$0.0	\$0.0 MILLION
Accessory / Supplies Mfg.	\$66.0	\$66.0 MILLION
TOTAL MFG. SALES	\$179.0	
Dealers / Wholesalers	\$184.3	\$184.3 MILLION
Boat Services	\$409.8	\$409.8 MILLION
TOTAL RETAIL & SERVICES SALES	\$594.1	

● BOAT BUILDING
● MOTOR/ENG. MFG.
● ACC./SUPPLIES MFG.
● DLRS/WHOLESALEERS
● BOAT SERVICES



PACIFIC



National Marine Manufacturers Association

nmma.org

ECONOMIC SIGNIFICANCE OF RECREATIONAL BOATING IN ALASKA



TOTAL ANNUAL ECONOMIC IMPACT OF RECREATIONAL BOATING:



\$651.1 MILLION

Number of Recreational Boats*	50,257
Recreational Boating Industry Businesses	369
Total Jobs	5,174
Annual Recreational Boating-Related Spending	\$274.0 MILLION

RECREATIONAL BOATS IN ALASKA

TOTAL BOATS* **50,257**

REGISTERED BOATS	50,257
Power boats	47,279
PWCs	1,936
Sailboats	822
Other Boats	220
HOUSEHOLDS PER BOAT	5.2

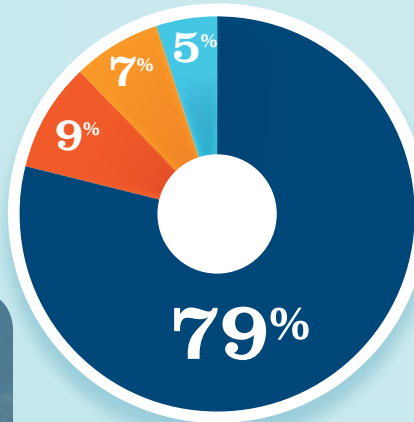


* Total boats are registered boats as reported by states to the USCG.

RECREATIONAL BOATING CREATES JOBS IN ALASKA

TOTAL BOATING JOBS **1,727**

Boat Building	92
Motor / Engine Mfgr.	-
Accessory / Supplies Mfgr.	124
Dealers / Wholesalers	155
Boat Services	1,356



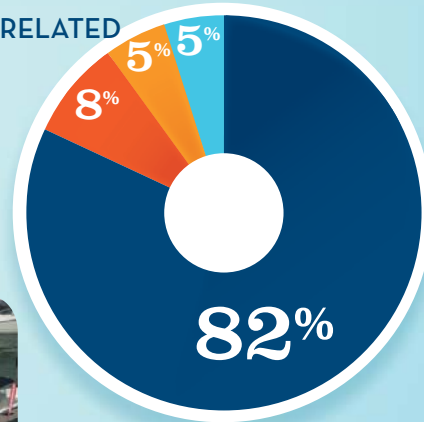
● BOAT BUILDING
 ● DLRS/WHOLESALERS
 ● MOTOR/ENG. MFR.†
 ● BOAT SERVICES
 ● ACC./SUPPLIES MFR.
 ● † 0%



RECREATIONAL BOATING-RELATED BUSINESSES IN ALASKA

TOTAL BUSINESSES **369**

Boat Building	17
Motor / Engine Mfgr.	-
Accessory / Supplies Mfgr.	19
Dealers / Wholesalers	30
Boat Services	303



● BOAT BUILDING
 ● DLRS/WHOLESALERS
 ● MOTOR/ENG. MFR.†
 ● BOAT SERVICES
 ● ACC./SUPPLIES MFR.
 ● † 0%

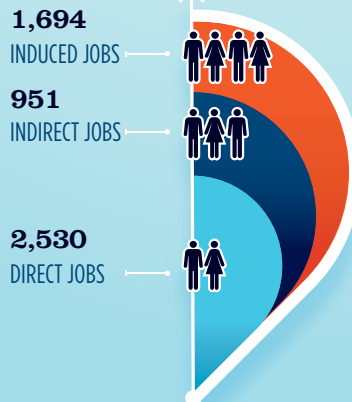


ESTIMATED JOBS IMPACT OF RECREATIONAL BOATING-RELATED SPENDING IN ALASKA

EST. TOTAL JOBS **5,174**

EST. TOTAL LABOR INCOME **\$215.3** MILLIONS

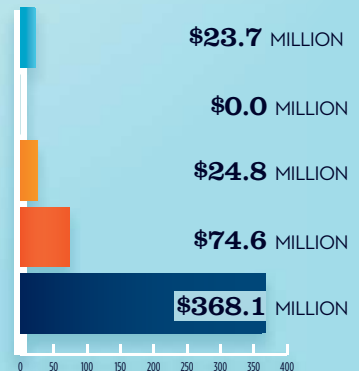
Est. Direct Income	\$88.2
Est. Indirect Income	\$53.0
Est. Induced Income	\$74.1



RECREATIONAL BOATING INDUSTRY SALES IN ALASKA

Boat Building	\$23.7	MILLIONS
Motor / Engine Mfgr.	\$0.0	MILLIONS
Accessory / Supplies Mfgr.	\$24.8	MILLIONS
TOTAL MFR. SALES	\$48.5	MILLIONS
Dealers / Wholesalers	\$74.6	MILLIONS
Boat Services	\$368.1	MILLIONS
TOTAL RETAIL & SERVICES SALES	\$442.6	MILLIONS

● BOAT BUILDING
 ● DLRS/WHOLESALERS
 ● MOTOR/ENG. MFR.
 ● BOAT SERVICES
 ● ACC./SUPPLIES MFR.



Source: NMMMA's Center of Knowledge; Recreational Marine Research Center at Michigan State University



National Marine Manufacturers Association

nmma.org

ECONOMIC SIGNIFICANCE OF RECREATIONAL BOATING IN CALIFORNIA



TOTAL ANNUAL ECONOMIC IMPACT OF RECREATIONAL BOATING:

\$8.94 BILLION


Number of Recreational Boats*	826,596
Recreational Boating Industry Businesses	3,062
Total Jobs	71,748
Annual Recreational Boating-Related Spending	\$3.8 BILLION

RECREATIONAL BOATS IN CALIFORNIA

TOTAL BOATS* **826,596**

REGISTERED BOATS	826,596
Power boats	605,112
PWCs	146,458
Sailboats	52,879
Other Boats	22,147

HOUSEHOLDS PER BOAT **15.3**

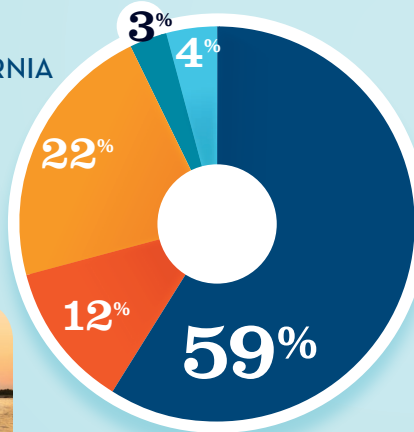


* Total boats are registered boats as reported by states to the USCG.

RECREATIONAL BOATING CREATES JOBS IN CALIFORNIA

TOTAL BOATING JOBS **25,687**

Boat Building	1,113
Motor / Engine Mfgr.	679
Accessory / Supplies Mfgr.	5,636
Dealers / Wholesalers	3,166
Boat Services	15,093



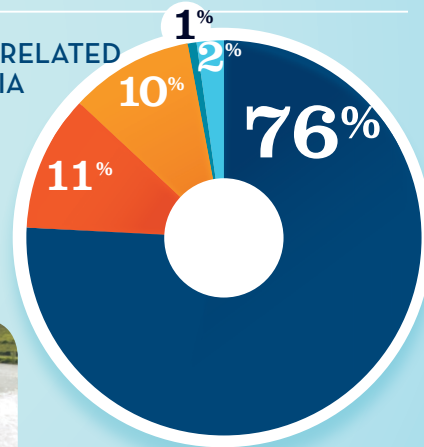
● BOAT BUILDING
 ● DLRS/WHOLESALEERS
 ● MOTOR/ENG. MFG.
 ● BOAT SERVICES
 ● ACC./SUPPLIES MFG.



RECREATIONAL BOATING-RELATED BUSINESSES IN CALIFORNIA

TOTAL BUSINESSES **3,062**

Boat Building	77
Motor / Engine Mfgr.	23
Accessory / Supplies Mfgr.	312
Dealers / Wholesalers	335
Boat Services	2,315



● BOAT BUILDING
 ● DLRS/WHOLESALEERS
 ● MOTOR/ENG. MFG.
 ● BOAT SERVICES
 ● ACC./SUPPLIES MFG.


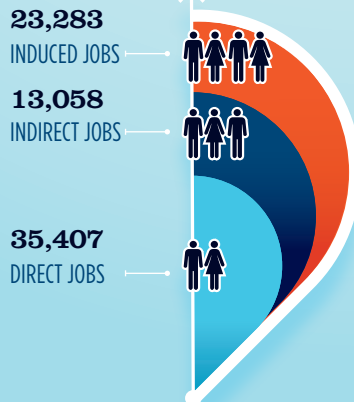


ESTIMATED JOBS IMPACT OF RECREATIONAL BOATING-RELATED SPENDING IN CALIFORNIA

EST. TOTAL JOBS **71,748**

EST. TOTAL LABOR INCOME **\$2,959.7** MILLIONS

Est. Direct Income	\$1,216
Est. Indirect Income	\$742.6
Est. Induced Income	\$1,019.1



RECREATIONAL BOATING INDUSTRY SALES IN CALIFORNIA

Boat Building	\$284.8	MILLIONS
Motor / Engine Mfgr.	\$337.7	MILLIONS
Accessory / Supplies Mfgr.	\$914.4	MILLIONS
TOTAL MFG. SALES	\$1,536.9	MILLIONS
Dealers / Wholesalers	\$1,495.8	MILLIONS
Boat Services	\$3,660.3	MILLIONS
TOTAL RETAIL & SERVICES SALES	\$5,156.1	MILLIONS

● BOAT BUILDING
 ● DLRS/WHOLESALEERS
 ● MOTOR/ENG. MFG.
 ● BOAT SERVICES
 ● ACC./SUPPLIES MFG.

0 500 1000 1500 2000 2500 3000 3500 4000



National Marine Manufacturers Association

nmma.org

ECONOMIC SIGNIFICANCE OF RECREATIONAL BOATING IN CALIFORNIA

CONGRESSIONAL DISTRICT 2

Number of Recreational Boats*	31,263
Recreational Boating Industry Businesses	166
Total Jobs	3,045
Annual Recreational Boating-Related Spending	\$156.9 MILLION

TOTAL ANNUAL ECONOMIC IMPACT OF RECREATIONAL BOATING:



\$375.1 MILLION



RECREATIONAL BOATS IN CA-2

TOTAL BOATS* **31,263**

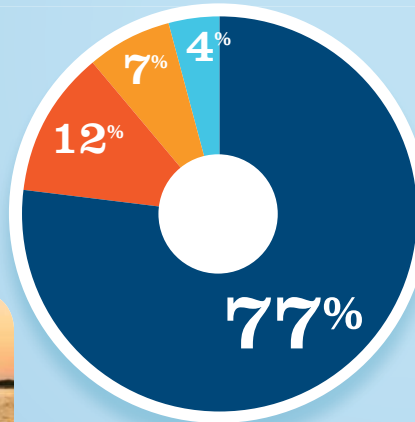
REGISTERED BOATS	31,263
Power boats	25,629
PWCs	2,115
Sailboats	3,415
Other Boats	104
HOUSEHOLDS PER BOAT	8.9



* Total boats are registered boats as reported by states to the USCG.

RECREATIONAL BOATING CREATES JOBS IN CA-2

TOTAL BOATING JOBS	643
Boat Building	28
Motor / Engine Mfgr.	-
Accessory / Supplies Mfgr.	42
Dealers / Wholesalers	80
Boat Services	493

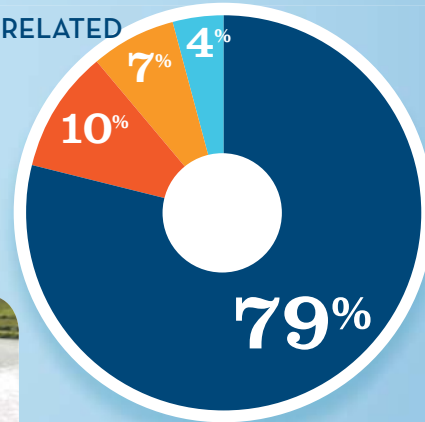


BOAT BUILDING 0%
DLRS/WHOLESALERS 12%
MOTOR/ENG. MFGR. 7%
BOAT SERVICES 77%
ACC./SUPPLIES MFGR. 4%



RECREATIONAL BOATING-RELATED BUSINESSES IN CA-2

TOTAL BUSINESSES	166
Boat Building	6
Motor / Engine Mfgr.	-
Accessory / Supplies Mfgr.	12
Dealers / Wholesalers	17
Boat Services	131

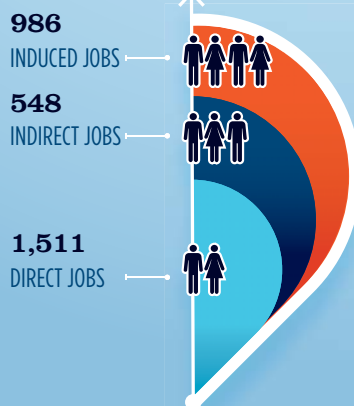


BOAT BUILDING 0%
DLRS/WHOLESALERS 10%
MOTOR/ENG. MFGR. 7%
BOAT SERVICES 79%
ACC./SUPPLIES MFGR. 4%



ESTIMATED JOBS IMPACT OF RECREATIONAL BOATING-RELATED SPENDING IN CA-2

EST. TOTAL JOBS	3,045
EST. TOTAL LABOR INCOME (MILLIONS)	\$125.3
Est. Direct Income	\$51.9
Est. Indirect Income	\$30.3
Est. Induced Income	\$43.1



RECREATIONAL BOATING INDUSTRY SALES IN CA-2

Boat Building	\$7.2 MILLION
Motor / Engine Mfgr.	\$0.0 MILLION
Accessory / Supplies Mfgr.	\$9.2 MILLION
TOTAL MFG. SALES	\$16.4
Dealers / Wholesalers	\$41.6 MILLION
Boat Services	\$131.6 MILLION
TOTAL RETAIL & SERVICES SALES	\$173.2

BOAT BUILDING \$7.2 MILLION
DLRS/WHOLESALERS \$41.6 MILLION
MOTOR/ENG. MFGR. \$0.0 MILLION
BOAT SERVICES \$131.6 MILLION
ACC./SUPPLIES MFGR. \$9.2 MILLION

Source: NMMMA's Center of Knowledge; Recreational Marine Research Center at Michigan State University



National Marine Manufacturers Association

nmma.org

ECONOMIC SIGNIFICANCE OF RECREATIONAL BOATING IN CALIFORNIA

CONGRESSIONAL DISTRICT 3

Number of Recreational Boats*	35,258
Recreational Boating Industry Businesses	93
Total Jobs	2,801
Annual Recreational Boating-Related Spending	\$150.1 MILLION





TOTAL ANNUAL ECONOMIC IMPACT OF RECREATIONAL BOATING:

\$354.2 MILLION

RECREATIONAL BOATS IN CA-3

TOTAL BOATS* **35,258**

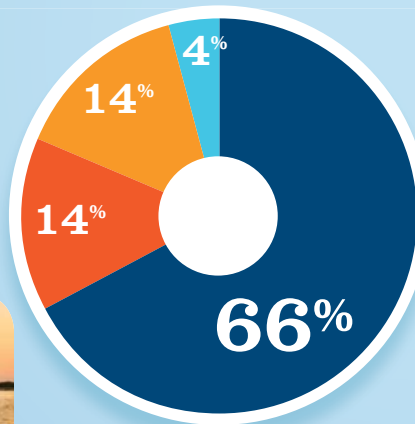
REGISTERED BOATS	35,258
Power boats	29,993
PWCs	3,972
Sailboats	1,215
Other Boats	78
HOUSEHOLDS PER BOAT	6.9



* Total boats are registered boats as reported by states to the USCG.

RECREATIONAL BOATING CREATES JOBS IN CA-3

TOTAL BOATING JOBS	354
Boat Building	13
Motor / Engine Mfgr.	-
Accessory / Supplies Mfgr.	49
Dealers / Wholesalers	59
Boat Services	233

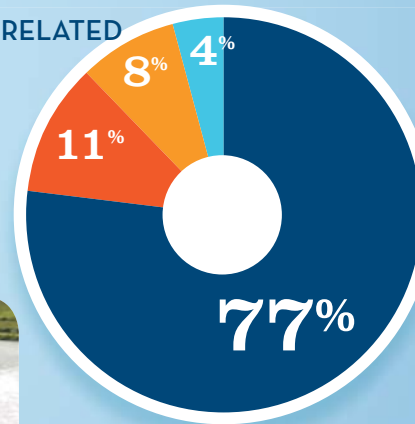


● BOAT BUILDING
● MOTOR/ENG. MFGR. †
● ACC./SUPPLIES MFGR.
● DLRS/WHOLESALERS
● BOAT SERVICES
 † 0%




RECREATIONAL BOATING-RELATED BUSINESSES IN CA-3

TOTAL BUSINESSES	93
Boat Building	4
Motor / Engine Mfgr.	-
Accessory / Supplies Mfgr.	7
Dealers / Wholesalers	10
Boat Services	72

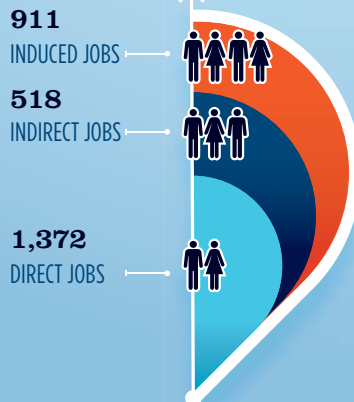


● BOAT BUILDING
● MOTOR/ENG. MFGR. †
● ACC./SUPPLIES MFGR.
● DLRS/WHOLESALERS
● BOAT SERVICES
 † 0%



ESTIMATED JOBS IMPACT OF RECREATIONAL BOATING-RELATED SPENDING IN CA-3

EST. TOTAL JOBS	2,801
EST. TOTAL LABOR INCOME (MILLIONS)	\$115.9
Est. Direct Income	\$47.1
Est. Indirect Income	\$28.9
Est. Induced Income	\$39.9

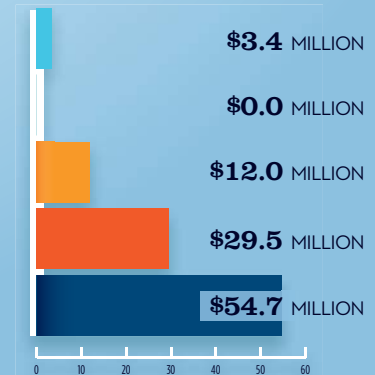


RECREATIONAL BOATING INDUSTRY SALES IN CA-3

Boat Building	\$3.4	\$3.4 MILLION
Motor / Engine Mfgr.	\$0.0	\$0.0 MILLION
Accessory / Supplies Mfgr.	\$12.0	\$12.0 MILLION
TOTAL MFG. SALES	\$15.4	

Dealers / Wholesalers	\$29.5	\$29.5 MILLION
Boat Services	\$54.7	\$54.7 MILLION
TOTAL RETAIL & SERVICES SALES	\$84.2	

● BOAT BUILDING
● MOTOR/ENG. MFGR.
● ACC./SUPPLIES MFGR.
● DLRS/WHOLESALERS
● BOAT SERVICES



Source: NMMMA's Center of Knowledge; Recreational Marine Research Center at Michigan State University



National Marine Manufacturers Association

nmma.org

ECONOMIC SIGNIFICANCE OF RECREATIONAL BOATING IN CALIFORNIA

CONGRESSIONAL DISTRICT 4

Number of Recreational Boats*	48,483
Recreational Boating Industry Businesses	183
Total Jobs	3,907
Annual Recreational Boating-Related Spending	\$208.5 MILLION





TOTAL ANNUAL ECONOMIC IMPACT OF RECREATIONAL BOATING:

\$492.5 MILLION

RECREATIONAL BOATS IN CA-4

TOTAL BOATS* ▶ 48,483

REGISTERED BOATS	48,483
Power boats	40,730
PWCs	5,201
Sailboats	2,446
Other Boats	106
HOUSEHOLDS PER BOAT	5.6

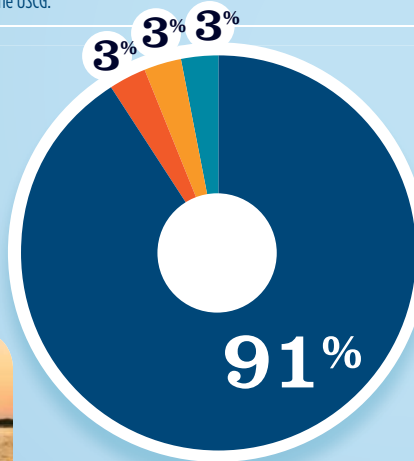


* Total boats are registered boats as reported by states to the USCG.

RECREATIONAL BOATING CREATES JOBS IN CA-4

TOTAL BOATING JOBS ▶ 1,494

Boat Building	1
Motor / Engine Mfgr.	52
Accessory / Supplies Mfgr.	39
Dealers / Wholesalers	42
Boat Services	1,360




BOAT BUILDING † 3%
MOTOR/ENG. MFGR. 3%
ACC./SUPPLIES MFGR. 3%
DLRS/WHOLESALERS 0%
BOAT SERVICES 91%




RECREATIONAL BOATING-RELATED BUSINESSES IN CA-4

TOTAL BUSINESSES ▶ 183

Boat Building	1
Motor / Engine Mfgr.	2
Accessory / Supplies Mfgr.	4
Dealers / Wholesalers	9
Boat Services	167



BOAT BUILDING 2%
MOTOR/ENG. MFGR. 1%
ACC./SUPPLIES MFGR. 1%
DLRS/WHOLESALERS 5%
BOAT SERVICES 91%

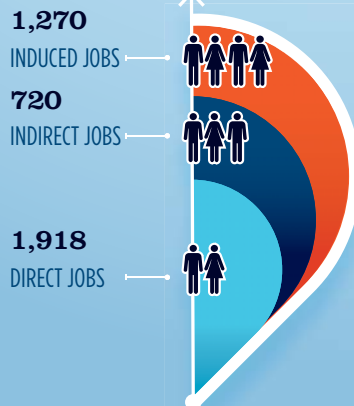


ESTIMATED JOBS IMPACT OF RECREATIONAL BOATING-RELATED SPENDING IN CA-4

EST. TOTAL JOBS ▶ 3,907

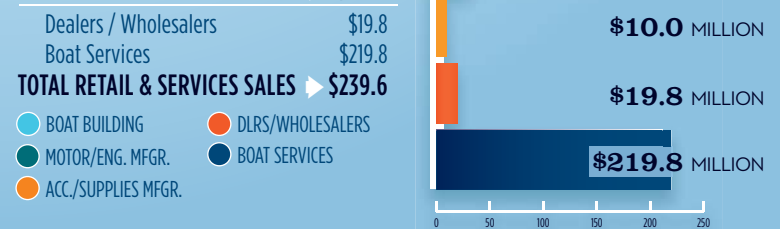
EST. TOTAL LABOR INCOME ▶ \$161.4 MILLIONS

Est. Direct Income	\$65.7
Est. Indirect Income	\$40.1
Est. Induced Income	\$55.6



RECREATIONAL BOATING INDUSTRY SALES IN CA-4

Boat Building	\$0.3 MILLION
Motor / Engine Mfgr.	\$30.6 MILLION
Accessory / Supplies Mfgr.	\$10.0 MILLION
TOTAL MFGR. SALES	▶ \$40.9
Dealers / Wholesalers	\$19.8 MILLION
Boat Services	\$219.8 MILLION
TOTAL RETAIL & SERVICES SALES	▶ \$239.6



Source: NMMMA's Center of Knowledge; Recreational Marine Research Center at Michigan State University



National Marine Manufacturers Association

nmma.org

ECONOMIC SIGNIFICANCE OF RECREATIONAL BOATING IN CALIFORNIA

CONGRESSIONAL DISTRICT 5

Number of Recreational Boats*	23,675
Recreational Boating Industry Businesses	76
Total Jobs	1,998
Annual Recreational Boating-Related Spending	\$105.4 MILLION





TOTAL ANNUAL ECONOMIC IMPACT OF RECREATIONAL BOATING:

\$249.8 MILLION

RECREATIONAL BOATS IN CA-5

TOTAL BOATS* **23,675**

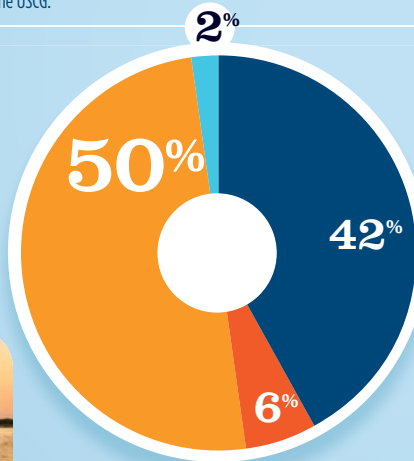
REGISTERED BOATS	23,675
Power boats	19,257
PWCs	2,677
Sailboats	1,685
Other Boats	56
HOUSEHOLDS PER BOAT	11.0



* Total boats are registered boats as reported by states to the USCG.

RECREATIONAL BOATING CREATES JOBS IN CA-5

TOTAL BOATING JOBS	539
Boat Building	13
Motor / Engine Mfgr.	-
Accessory / Supplies Mfgr.	267
Dealers / Wholesalers	32
Boat Services	227

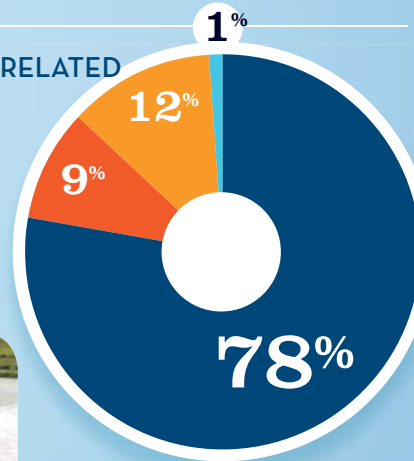


BOAT BUILDING
MOTOR/ENG. MFGR. †
ACC./SUPPLIES MFGR.
DLRS/WHOLESALERS
BOAT SERVICES
† 0%



RECREATIONAL BOATING-RELATED BUSINESSES IN CA-5

TOTAL BUSINESSES	76
Boat Building	1
Motor / Engine Mfgr.	-
Accessory / Supplies Mfgr.	9
Dealers / Wholesalers	7
Boat Services	59

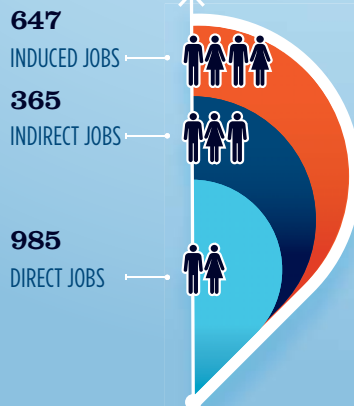


BOAT BUILDING
MOTOR/ENG. MFGR. †
ACC./SUPPLIES MFGR.
DLRS/WHOLESALERS
BOAT SERVICES
† 0%



ESTIMATED JOBS IMPACT OF RECREATIONAL BOATING-RELATED SPENDING IN CA-5

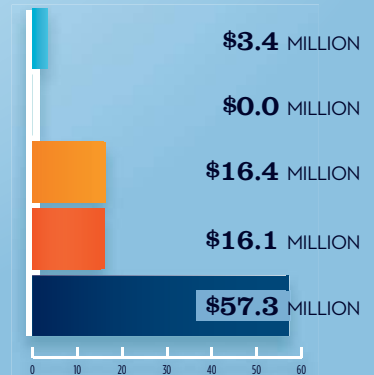
EST. TOTAL JOBS	1,998
EST. TOTAL LABOR INCOME	\$82.3 MILLIONS
Est. Direct Income	\$33.7
Est. Indirect Income	\$20.3
Est. Induced Income	\$28.3



RECREATIONAL BOATING INDUSTRY SALES IN CA-5

Boat Building	\$3.4	\$3.4 MILLION
Motor / Engine Mfgr.	\$0.0	\$0.0 MILLION
Accessory / Supplies Mfgr.	\$16.4	\$16.4 MILLION
TOTAL MFG. SALES	\$19.7	
Dealers / Wholesalers	\$16.1	\$16.1 MILLION
Boat Services	\$57.3	\$57.3 MILLION
TOTAL RETAIL & SERVICES SALES	\$73.3	

BOAT BUILDING
MOTOR/ENG. MFGR.
ACC./SUPPLIES MFGR.
DLRS/WHOLESALERS
BOAT SERVICES



Source: NMMMA's Center of Knowledge; Recreational Marine Research Center at Michigan State University



National Marine Manufacturers Association

nmma.org

ECONOMIC SIGNIFICANCE OF RECREATIONAL BOATING IN CALIFORNIA

CONGRESSIONAL DISTRICT 10

Number of Recreational Boats*	21,387
Recreational Boating Industry Businesses	26
Total Jobs	1,618
Annual Recreational Boating-Related Spending	\$87.2 MILLION





TOTAL ANNUAL ECONOMIC IMPACT OF RECREATIONAL BOATING:

\$205.3 MILLION

RECREATIONAL BOATS IN CA-10

TOTAL BOATS* 21,387

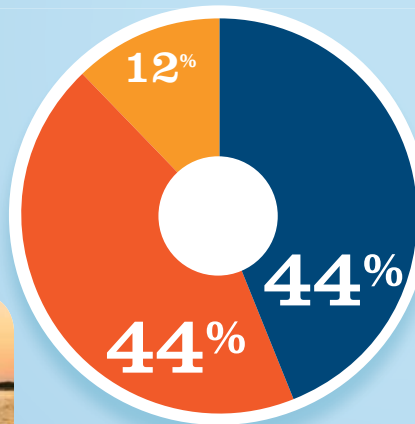
REGISTERED BOATS	21,387
Power boats	17,525
PWCs	3,227
Sailboats	591
Other Boats	44
HOUSEHOLDS PER BOAT	10.5



* Total boats are registered boats as reported by states to the USCG.

RECREATIONAL BOATING CREATES JOBS IN CA-10

TOTAL BOATING JOBS	88
Boat Building	-
Motor / Engine Mfgr.	-
Accessory / Supplies Mfgr.	10
Dealers / Wholesalers	39
Boat Services	39

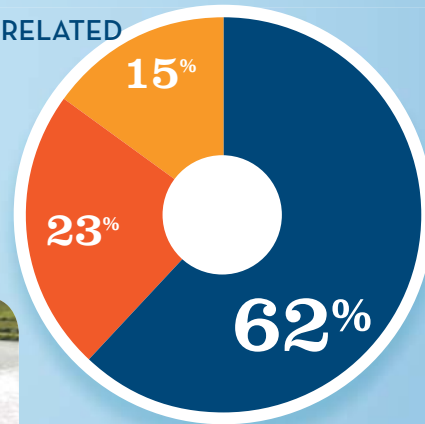


BOAT BUILDING † 0%
MOTOR/ENG. MFGR. † 0%
ACC./SUPPLIES MFGR. 12%
DLRS/WHOLESALERS 12%
BOAT SERVICES 44%




RECREATIONAL BOATING-RELATED BUSINESSES IN CA-10

TOTAL BUSINESSES	26
Boat Building	-
Motor / Engine Mfgr.	-
Accessory / Supplies Mfgr.	4
Dealers / Wholesalers	6
Boat Services	16

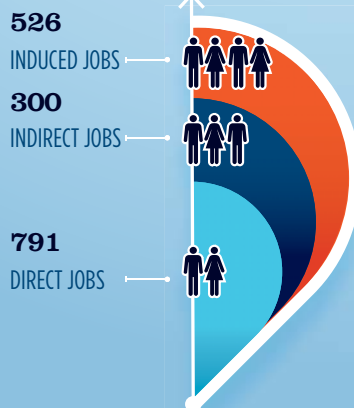


BOAT BUILDING † 0%
MOTOR/ENG. MFGR. † 0%
ACC./SUPPLIES MFGR. 15%
DLRS/WHOLESALERS 23%
BOAT SERVICES 62%



ESTIMATED JOBS IMPACT OF RECREATIONAL BOATING-RELATED SPENDING IN CA-10

EST. TOTAL JOBS	1,618
EST. TOTAL LABOR INCOME (MILLIONS)	\$66.9
Est. Direct Income	\$27.1
Est. Indirect Income	\$16.8
Est. Induced Income	\$23.0



RECREATIONAL BOATING INDUSTRY SALES IN CA-10

Boat Building	\$0.0 MILLION
Motor / Engine Mfgr.	\$0.0 MILLION
Accessory / Supplies Mfgr.	\$2.6 MILLION
TOTAL MFG. SALES	\$2.6 MILLION
Dealers / Wholesalers	\$18.4 MILLION
Boat Services	\$11.5 MILLION
TOTAL RETAIL & SERVICES SALES	\$29.9 MILLION

BOAT BUILDING 0%
MOTOR/ENG. MFGR. 0%
ACC./SUPPLIES MFGR. 2.6%
DLRS/WHOLESALERS 18.4%
BOAT SERVICES 11.5%



National Marine Manufacturers Association

nmma.org

ECONOMIC SIGNIFICANCE OF RECREATIONAL BOATING IN CALIFORNIA

CONGRESSIONAL DISTRICT 11

Number of Recreational Boats*	20,559
Recreational Boating Industry Businesses	58
Total Jobs	2,029
Annual Recreational Boating-Related Spending	\$105.3 MILLION



TOTAL ANNUAL ECONOMIC IMPACT OF RECREATIONAL BOATING:

\$251.4 MILLION



RECREATIONAL BOATS IN CA-11

TOTAL BOATS* 20,559

REGISTERED BOATS 20,559

Power boats	16,018
PWCs	2,787
Sailboats	1,720
Other Boats	34

HOUSEHOLDS PER BOAT 12.7

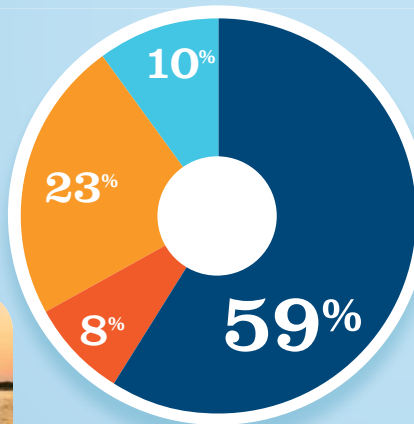


* Total boats are registered boats as reported by states to the USCG.

RECREATIONAL BOATING CREATES JOBS IN CA-11

TOTAL BOATING JOBS 325

Boat Building	33
Motor / Engine Mfgr.	-
Accessory / Supplies Mfgr.	74
Dealers / Wholesalers	26
Boat Services	192



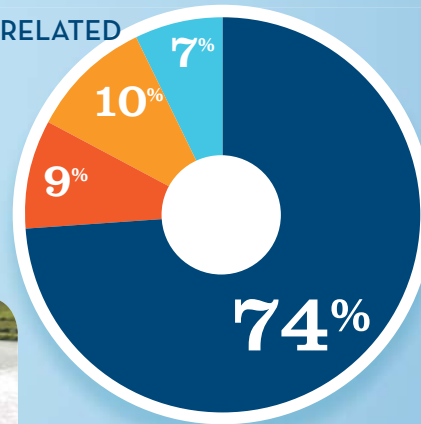
BOAT BUILDING 10%
MOTOR/ENG. MFGR. † 23%
ACC./SUPPLIES MFGR. 8%
DLRS/WHOLESALERS 0%
BOAT SERVICES 59%




RECREATIONAL BOATING-RELATED BUSINESSES IN CA-11

TOTAL BUSINESSES 58

Boat Building	4
Motor / Engine Mfgr.	-
Accessory / Supplies Mfgr.	6
Dealers / Wholesalers	5
Boat Services	43



BOAT BUILDING 7%
MOTOR/ENG. MFGR. † 9%
ACC./SUPPLIES MFGR. 10%
DLRS/WHOLESALERS 0%
BOAT SERVICES 74%

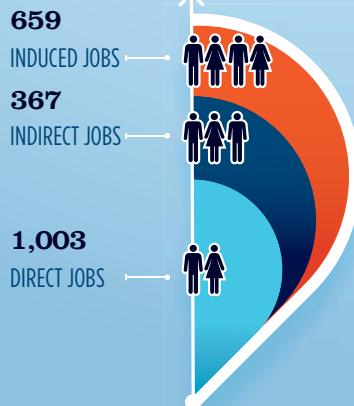


ESTIMATED JOBS IMPACT OF RECREATIONAL BOATING-RELATED SPENDING IN CA-11

EST. TOTAL JOBS 2,029

EST. TOTAL LABOR INCOME \$83.8 MILLIONS

Est. Direct Income	\$34.6
Est. Indirect Income	\$20.3
Est. Induced Income	\$28.8

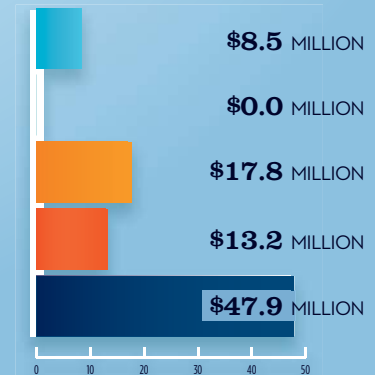


RECREATIONAL BOATING INDUSTRY SALES IN CA-11

Boat Building	\$8.5 MILLION
Motor / Engine Mfgr.	\$0.0 MILLION
Accessory / Supplies Mfgr.	\$17.8 MILLION
TOTAL MFG. SALES	\$26.3 MILLION

Dealers / Wholesalers	\$13.2 MILLION
Boat Services	\$47.9 MILLION
TOTAL RETAIL & SERVICES SALES	\$61.1 MILLION

BOAT BUILDING \$8.5 MILLION
MOTOR/ENG. MFGR. \$0.0 MILLION
ACC./SUPPLIES MFGR. \$17.8 MILLION
DLRS/WHOLESALERS \$13.2 MILLION
BOAT SERVICES \$47.9 MILLION



Source: NMMMA's Center of Knowledge; Recreational Marine Research Center at Michigan State University



National Marine Manufacturers Association

nmma.org

ECONOMIC SIGNIFICANCE OF RECREATIONAL BOATING IN CALIFORNIA

CONGRESSIONAL DISTRICT 12

Number of Recreational Boats*	4,148
Recreational Boating Industry Businesses	39
Total Jobs	608
Annual Recreational Boating-Related Spending	\$29.6 MILLION

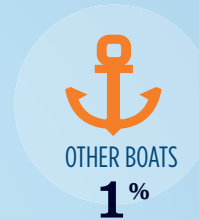
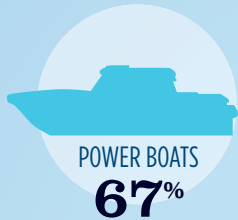


TOTAL ANNUAL ECONOMIC IMPACT OF RECREATIONAL BOATING:

\$72.1 MILLION

RECREATIONAL BOATS IN CA-12

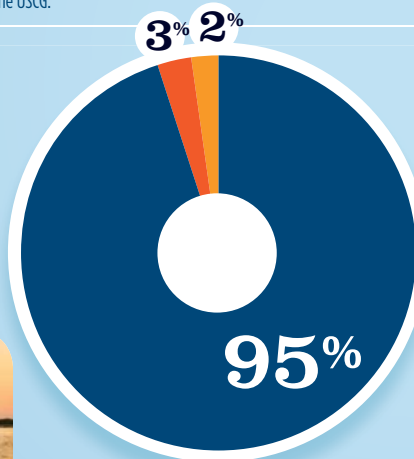
TOTAL BOATS*	▶ 4,148
REGISTERED BOATS	4,148
Power boats	2,761
PWCs	261
Sailboats	1,099
Other Boats	27
HOUSEHOLDS PER BOAT	76.1



* Total boats are registered boats as reported by states to the USCG.

RECREATIONAL BOATING CREATES JOBS IN CA-12

TOTAL BOATING JOBS	▶ 298
Boat Building	-
Motor / Engine Mfgr.	-
Accessory / Supplies Mfgr.	6
Dealers / Wholesalers	9
Boat Services	283

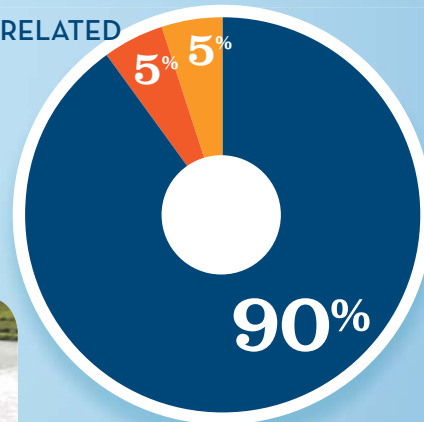


BOAT BUILDING † 0%
MOTOR/ENG. MFGR. † 2%
ACC./SUPPLIES MFGR. 3%
DLRS/WHOLESALERS 0%
BOAT SERVICES 95%



RECREATIONAL BOATING-RELATED BUSINESSES IN CA-12

TOTAL BUSINESSES	▶ 39
Boat Building	-
Motor / Engine Mfgr.	-
Accessory / Supplies Mfgr.	2
Dealers / Wholesalers	2
Boat Services	35

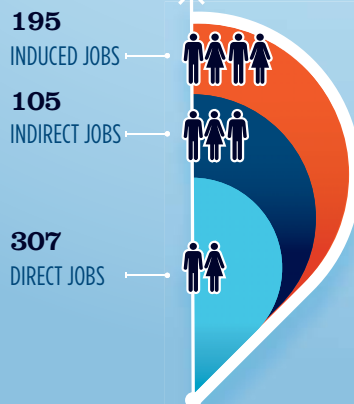


BOAT BUILDING † 0%
MOTOR/ENG. MFGR. † 5%
ACC./SUPPLIES MFGR. 5%
DLRS/WHOLESALERS 0%
BOAT SERVICES 90%



ESTIMATED JOBS IMPACT OF RECREATIONAL BOATING-RELATED SPENDING IN CA-12

EST. TOTAL JOBS	▶ 608
EST. TOTAL LABOR INCOME	\$24.8 MILLIONS
Est. Direct Income	\$10.5
Est. Indirect Income	\$5.7
Est. Induced Income	\$8.5



RECREATIONAL BOATING INDUSTRY SALES IN CA-12

Boat Building	\$0.0 MILLION
Motor / Engine Mfgr.	\$0.0 MILLION
Accessory / Supplies Mfgr.	\$1.2 MILLION
TOTAL MFGR. SALES	▶ \$1.2
Dealers / Wholesalers	\$5.2 MILLION
Boat Services	\$51.0 MILLION
TOTAL RETAIL & SERVICES SALES	▶ \$56.2

BOAT BUILDING 0%
MOTOR/ENG. MFGR. 0%
ACC./SUPPLIES MFGR. 2%
DLRS/WHOLESALERS 9%
BOAT SERVICES 91%

Source: NMMMA's Center of Knowledge; Recreational Marine Research Center at Michigan State University



National Marine Manufacturers Association

nmma.org

ECONOMIC SIGNIFICANCE OF RECREATIONAL BOATING IN CALIFORNIA

CONGRESSIONAL DISTRICT 16

Number of Recreational Boats*	12,420
Recreational Boating Industry Businesses	34
Total Jobs	931
Annual Recreational Boating-Related Spending	\$50.1 MILLION

TOTAL ANNUAL ECONOMIC IMPACT OF RECREATIONAL BOATING:



\$118.0 MILLION



RECREATIONAL BOATS IN CA-16

TOTAL BOATS* 12,420

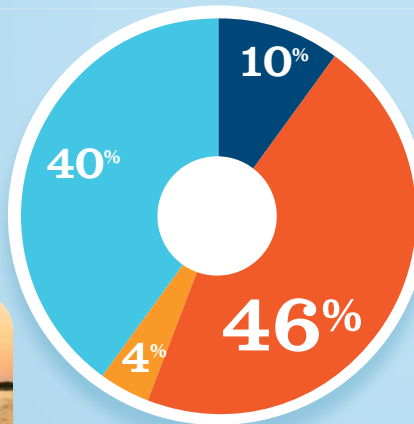
REGISTERED BOATS	12,420
Power boats	10,409
PWCs	1,544
Sailboats	432
Other Boats	35
HOUSEHOLDS PER BOAT	16.3



* Total boats are registered boats as reported by states to the USCG.

RECREATIONAL BOATING CREATES JOBS IN CA-16

TOTAL BOATING JOBS	592
Boat Building	239
Motor / Engine Mfgr.	-
Accessory / Supplies Mfgr.	21
Dealers / Wholesalers	271
Boat Services	61

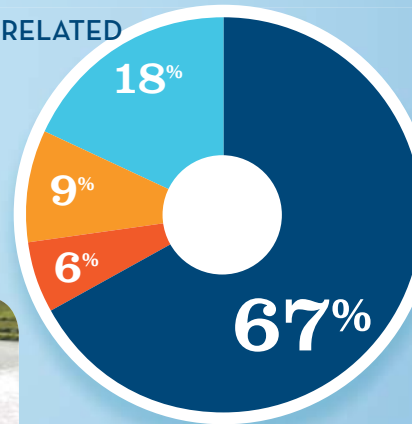


BOAT BUILDING 40%
DLRS/WHOLESALERS 46%
MOTOR/ENG. MFGR. † 4%
BOAT SERVICES 10%
ACC./SUPPLIES MFGR. † 0%




RECREATIONAL BOATING-RELATED BUSINESSES IN CA-16

TOTAL BUSINESSES	34
Boat Building	6
Motor / Engine Mfgr.	-
Accessory / Supplies Mfgr.	3
Dealers / Wholesalers	2
Boat Services	23

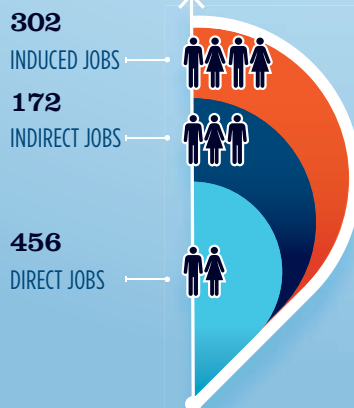


BOAT BUILDING 18%
DLRS/WHOLESALERS 9%
MOTOR/ENG. MFGR. † 6%
BOAT SERVICES 67%
ACC./SUPPLIES MFGR. † 0%



ESTIMATED JOBS IMPACT OF RECREATIONAL BOATING-RELATED SPENDING IN CA-16

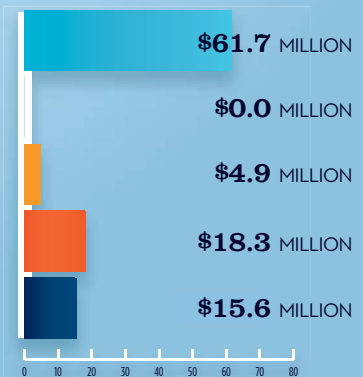
EST. TOTAL JOBS	931
EST. TOTAL LABOR INCOME (MILLIONS)	\$38.4
Est. Direct Income	\$15.6
Est. Indirect Income	\$9.6
Est. Induced Income	\$13.2



RECREATIONAL BOATING INDUSTRY SALES IN CA-16

Boat Building	\$61.7
Motor / Engine Mfgr.	\$0.0
Accessory / Supplies Mfgr.	\$4.9
TOTAL MFG. SALES	\$66.6
Dealers / Wholesalers	\$18.3
Boat Services	\$15.6
TOTAL RETAIL & SERVICES SALES	\$33.9

BOAT BUILDING \$61.7 MILLION
DLRS/WHOLESALERS \$18.3 MILLION
MOTOR/ENG. MFGR. \$0.0 MILLION
BOAT SERVICES \$15.6 MILLION
ACC./SUPPLIES MFGR. \$4.9 MILLION



Source: NMMMA's Center of Knowledge; Recreational Marine Research Center at Michigan State University



National Marine Manufacturers Association

nmma.org

ECONOMIC SIGNIFICANCE OF RECREATIONAL BOATING IN CALIFORNIA

CONGRESSIONAL DISTRICT 18

Number of Recreational Boats*	14,596
Recreational Boating Industry Businesses	13
Total Jobs	1,409
Annual Recreational Boating-Related Spending	\$72.4 MILLION

TOTAL ANNUAL ECONOMIC IMPACT OF RECREATIONAL BOATING:



\$173.1 MILLION



RECREATIONAL BOATS IN CA-18

TOTAL BOATS* **▶ 14,596**

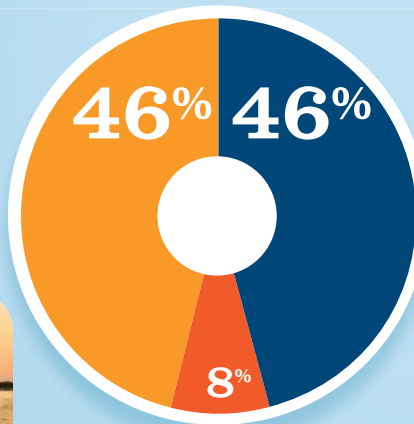
REGISTERED BOATS	14,596
Power boats	10,978
PWCs	1,646
Sailboats	1,938
Other Boats	34
HOUSEHOLDS PER BOAT	18.6



* Total boats are registered boats as reported by states to the USCG.

RECREATIONAL BOATING CREATES JOBS IN CA-18

TOTAL BOATING JOBS	▶ 220
Boat Building	-
Motor / Engine Mfgr.	-
Accessory / Supplies Mfgr.	102
Dealers / Wholesalers	17
Boat Services	101

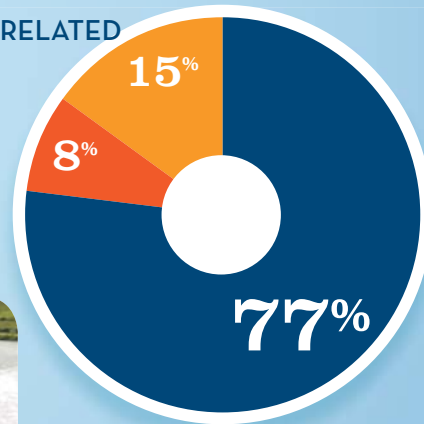


BOAT BUILDING † 0%
MOTOR/ENG. MFGR. † 0%
ACC./SUPPLIES MFGR. 46%
DLRS/WHOLESALERS 8%
BOAT SERVICES 46%



RECREATIONAL BOATING-RELATED BUSINESSES IN CA-18

TOTAL BUSINESSES	▶ 13
Boat Building	-
Motor / Engine Mfgr.	-
Accessory / Supplies Mfgr.	2
Dealers / Wholesalers	1
Boat Services	10

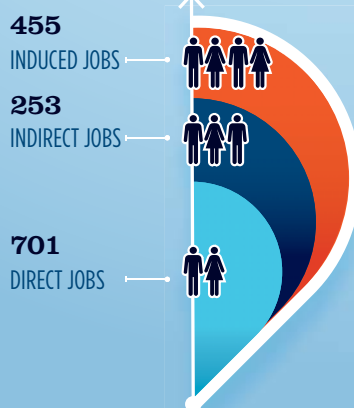


BOAT BUILDING † 0%
MOTOR/ENG. MFGR. † 0%
ACC./SUPPLIES MFGR. 15%
DLRS/WHOLESALERS 8%
BOAT SERVICES 77%



ESTIMATED JOBS IMPACT OF RECREATIONAL BOATING-RELATED SPENDING IN CA-18

EST. TOTAL JOBS	▶ 1,409
EST. TOTAL LABOR INCOME (MILLIONS)	\$57.8
Est. Direct Income	\$24.0
Est. Indirect Income	\$14.0
Est. Induced Income	\$19.9



RECREATIONAL BOATING INDUSTRY SALES IN CA-18

Boat Building	\$0.0	\$0.0 MILLION
Motor / Engine Mfgr.	\$0.0	\$0.0 MILLION
Accessory / Supplies Mfgr.	\$1.3	\$0.0 MILLION
TOTAL MFGR. SALES	▶ \$1.3	
Dealers / Wholesalers	\$8.0	\$1.3 MILLION
Boat Services	\$20.1	\$8.0 MILLION
TOTAL RETAIL & SERVICES SALES	▶ \$28.1	\$20.1 MILLION

BOAT BUILDING
MOTOR/ENG. MFGR.
ACC./SUPPLIES MFGR.
DLRS/WHOLESALERS
BOAT SERVICES

Source: NMMMA's Center of Knowledge; Recreational Marine Research Center at Michigan State University



National Marine Manufacturers Association

nmma.org

ECONOMIC SIGNIFICANCE OF RECREATIONAL BOATING IN CALIFORNIA

CONGRESSIONAL DISTRICT 23

Number of Recreational Boats*	15,169
Recreational Boating Industry Businesses	19
Total Jobs	1,138
Annual Recreational Boating-Related Spending	\$61.2 MILLION

TOTAL ANNUAL ECONOMIC IMPACT OF RECREATIONAL BOATING:



\$144.1 MILLION



RECREATIONAL BOATS IN CA-23

TOTAL BOATS* 15,169

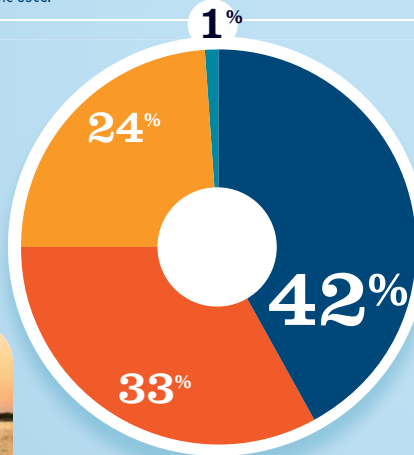
REGISTERED BOATS	15,169
Power boats	11,322
PWCs	3,208
Sailboats	612
Other Boats	27
HOUSEHOLDS PER BOAT	15.5



* Total boats are registered boats as reported by states to the USCG.

RECREATIONAL BOATING CREATES JOBS IN CA-23

TOTAL BOATING JOBS	125
Boat Building	-
Motor / Engine Mfgr.	2
Accessory / Supplies Mfgr.	30
Dealers / Wholesalers	41
Boat Services	52

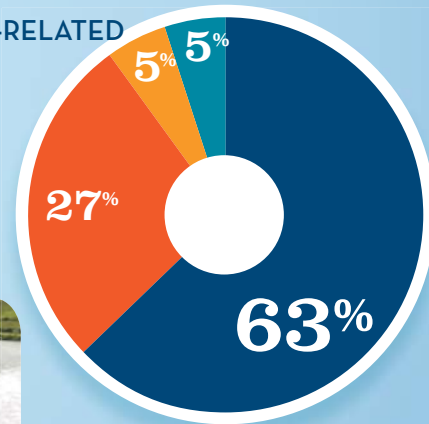


BOAT BUILDING † 1%
MOTOR/ENG. MFGR. 24%
ACC./SUPPLIES MFGR. 0%
DLRS/WHOLESALERS 33%
BOAT SERVICES 42%



RECREATIONAL BOATING-RELATED BUSINESSES IN CA-23

TOTAL BUSINESSES	19
Boat Building	-
Motor / Engine Mfgr.	1
Accessory / Supplies Mfgr.	1
Dealers / Wholesalers	5
Boat Services	12

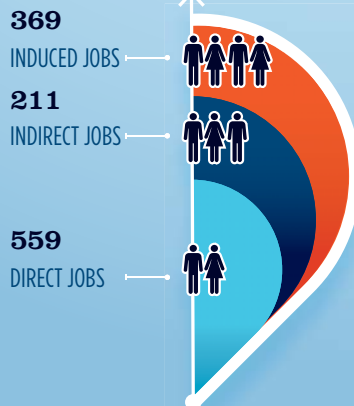


BOAT BUILDING † 5%
MOTOR/ENG. MFGR. 5%
ACC./SUPPLIES MFGR. 0%
DLRS/WHOLESALERS 27%
BOAT SERVICES 63%



ESTIMATED JOBS IMPACT OF RECREATIONAL BOATING-RELATED SPENDING IN CA-23

EST. TOTAL JOBS	1,138
EST. TOTAL LABOR INCOME (MILLIONS)	\$46.9
Est. Direct Income	\$19.0
Est. Indirect Income	\$11.8
Est. Induced Income	\$16.2



RECREATIONAL BOATING INDUSTRY SALES IN CA-23

Boat Building	\$0.0 MILLION
Motor / Engine Mfgr.	\$1.2 MILLION
Accessory / Supplies Mfgr.	\$4.7 MILLION
TOTAL MFGR. SALES	\$5.9
Dealers / Wholesalers	\$20.3 MILLION
Boat Services	\$15.2 MILLION
TOTAL RETAIL & SERVICES SALES	\$35.5

BOAT BUILDING
MOTOR/ENG. MFGR.
ACC./SUPPLIES MFGR.
DLRS/WHOLESALERS
BOAT SERVICES

Source: NMMMA's Center of Knowledge; Recreational Marine Research Center at Michigan State University



National Marine Manufacturers Association

nmma.org

ECONOMIC SIGNIFICANCE OF RECREATIONAL BOATING IN CALIFORNIA

CONGRESSIONAL DISTRICT 24

Number of Recreational Boats*	22,932
Recreational Boating Industry Businesses	80
Total Jobs	2,100
Annual Recreational Boating-Related Spending	\$109.3 MILLION



TOTAL ANNUAL ECONOMIC IMPACT OF RECREATIONAL BOATING:


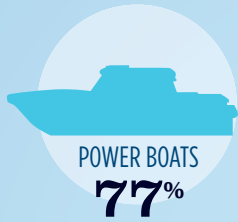
\$260.0 MILLION

RECREATIONAL BOATS IN CA-24

TOTAL BOATS* 22,932

REGISTERED BOATS	22,932
Power boats	17,622
PWCs	2,855
Sailboats	2,413
Other Boats	42

HOUSEHOLDS PER BOAT 10.8

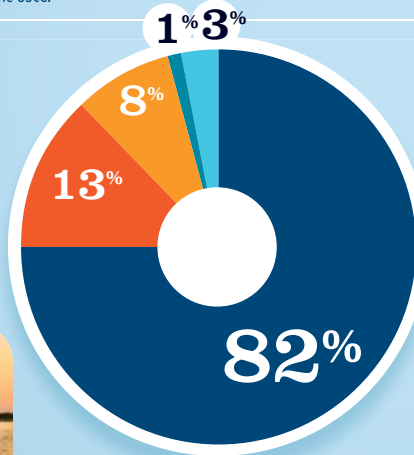


* Total boats are registered boats as reported by states to the USCG.

RECREATIONAL BOATING CREATES JOBS IN CA-24

TOTAL BOATING JOBS 268

Boat Building	9
Motor / Engine Mfgr.	3
Accessory / Supplies Mfgr.	20
Dealers / Wholesalers	34
Boat Services	202



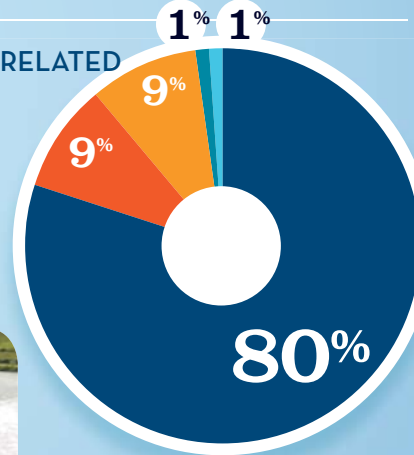
BOAT BUILDING 1%
MOTOR/ENG. MFGR. 1%
ACC./SUPPLIES MFGR. 8%
DLRS/WHOLESALERS 13%
BOAT SERVICES 82%



RECREATIONAL BOATING-RELATED BUSINESSES IN CA-24

TOTAL BUSINESSES 80

Boat Building	1
Motor / Engine Mfgr.	1
Accessory / Supplies Mfgr.	7
Dealers / Wholesalers	7
Boat Services	64



BOAT BUILDING 1%
MOTOR/ENG. MFGR. 1%
ACC./SUPPLIES MFGR. 9%
DLRS/WHOLESALERS 9%
BOAT SERVICES 80%




ESTIMATED JOBS IMPACT OF RECREATIONAL BOATING-RELATED SPENDING IN CA-24

EST. TOTAL JOBS 2,100

EST. TOTAL LABOR INCOME \$86.3 MILLIONS

Est. Direct Income	\$35.5
Est. Indirect Income	\$21.0
Est. Induced Income	\$29.7

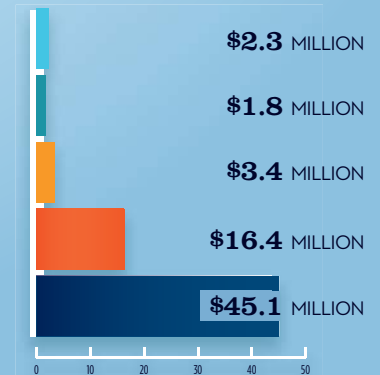


RECREATIONAL BOATING INDUSTRY SALES IN CA-24

Boat Building	\$2.3
Motor / Engine Mfgr.	\$1.8
Accessory / Supplies Mfgr.	\$3.4
TOTAL MFGR. SALES	\$7.5

Dealers / Wholesalers	\$16.4
Boat Services	\$45.1
TOTAL RETAIL & SERVICES SALES	\$61.5

BOAT BUILDING \$2.3 MILLION
MOTOR/ENG. MFGR. \$1.8 MILLION
ACC./SUPPLIES MFGR. \$3.4 MILLION
DLRS/WHOLESALERS \$16.4 MILLION
BOAT SERVICES \$45.1 MILLION



Source: NMMMA's Center of Knowledge; Recreational Marine Research Center at Michigan State University



National Marine Manufacturers Association

nmma.org

ECONOMIC SIGNIFICANCE OF RECREATIONAL BOATING IN CALIFORNIA

CONGRESSIONAL DISTRICT 30

Number of Recreational Boats*	8,072
Recreational Boating Industry Businesses	23
Total Jobs	815
Annual Recreational Boating-Related Spending	\$42.1 MILLION

TOTAL ANNUAL ECONOMIC IMPACT OF RECREATIONAL BOATING:



\$100.6 MILLION



RECREATIONAL BOATS IN CA-30

TOTAL BOATS* 8,072

REGISTERED BOATS	8,072
Power boats	5,396
PWCs	2,075
Sailboats	589
Other Boats	12
HOUSEHOLDS PER BOAT	33.2

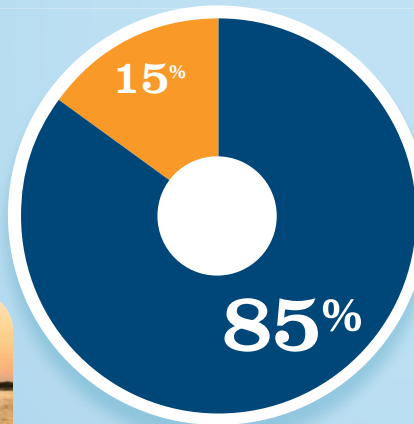


* Total boats are registered boats as reported by states to the USCG.

RECREATIONAL BOATING CREATES JOBS IN CA-30

TOTAL BOATING JOBS 323

Boat Building	-
Motor / Engine Mfgr.	-
Accessory / Supplies Mfgr.	48
Dealers / Wholesalers	1
Boat Services	274



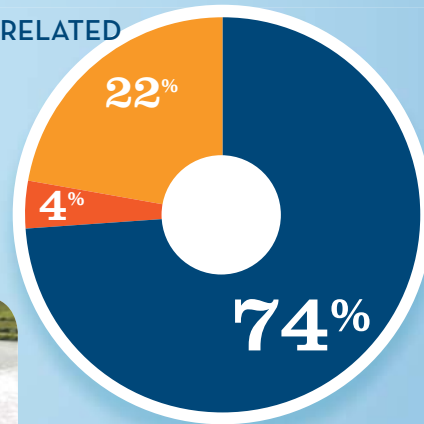
BOAT BUILDING † 0%
MOTOR/ENG. MFGR. † 0%
ACC./SUPPLIES MFGR. 15%
DLRS/WHOLESALERS † 0%
BOAT SERVICES 85%



RECREATIONAL BOATING-RELATED BUSINESSES IN CA-30

TOTAL BUSINESSES 23

Boat Building	-
Motor / Engine Mfgr.	-
Accessory / Supplies Mfgr.	5
Dealers / Wholesalers	1
Boat Services	17



BOAT BUILDING † 0%
MOTOR/ENG. MFGR. † 0%
ACC./SUPPLIES MFGR. 4%
DLRS/WHOLESALERS 22%
BOAT SERVICES 74%

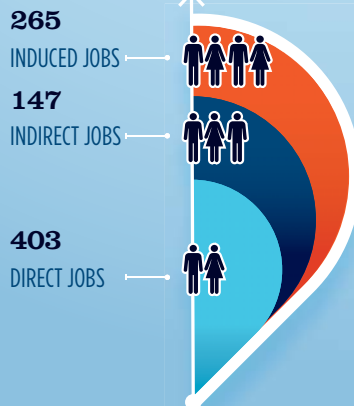


ESTIMATED JOBS IMPACT OF RECREATIONAL BOATING-RELATED SPENDING IN CA-30

EST. TOTAL JOBS 815

EST. TOTAL LABOR INCOME \$33.7 MILLIONS

Est. Direct Income	\$14.0
Est. Indirect Income	\$8.1
Est. Induced Income	\$11.6



RECREATIONAL BOATING INDUSTRY SALES IN CA-30

Boat Building	\$0.0	\$0.0 MILLION
Motor / Engine Mfgr.	\$0.0	\$0.0 MILLION
Accessory / Supplies Mfgr.	\$12.6	\$12.6 MILLION
TOTAL MFG. SALES	\$12.6	
Dealers / Wholesalers	\$0.5	\$0.5 MILLION
Boat Services	\$52.9	\$52.9 MILLION
TOTAL RETAIL & SERVICES SALES	\$53.4	

BOAT BUILDING 0%
MOTOR/ENG. MFGR. 0%
ACC./SUPPLIES MFGR. 100%
DLRS/WHOLESALERS 4%
BOAT SERVICES 96%

Source: NMMA's Center of Knowledge; Recreational Marine Research Center at Michigan State University



National Marine Manufacturers Association

nmma.org

ECONOMIC SIGNIFICANCE OF RECREATIONAL BOATING IN CALIFORNIA

CONGRESSIONAL DISTRICT 44

Number of Recreational Boats*	4,952
Recreational Boating Industry Businesses	94
Total Jobs	497
Annual Recreational Boating-Related Spending	\$25.4 MILLION

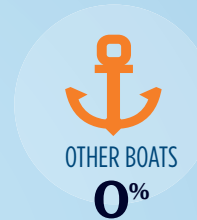

TOTAL ANNUAL ECONOMIC IMPACT OF RECREATIONAL BOATING:

\$61.0 MILLION



RECREATIONAL BOATS IN CA-44

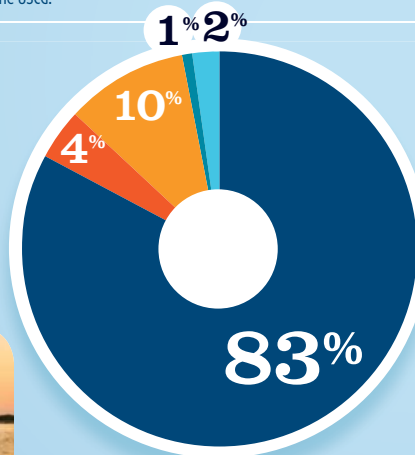
TOTAL BOATS*	▶ 4,952
REGISTERED BOATS	4,952
Power boats	3,065
PWCs	1,460
Sailboats	411
Other Boats	16
HOUSEHOLDS PER BOAT	37.0



* Total boats are registered boats as reported by states to the USCG.

RECREATIONAL BOATING CREATES JOBS IN CA-44

TOTAL BOATING JOBS	▶ 731
Boat Building	13
Motor / Engine Mfgr.	6
Accessory / Supplies Mfgr.	78
Dealers / Wholesalers	28
Boat Services	606

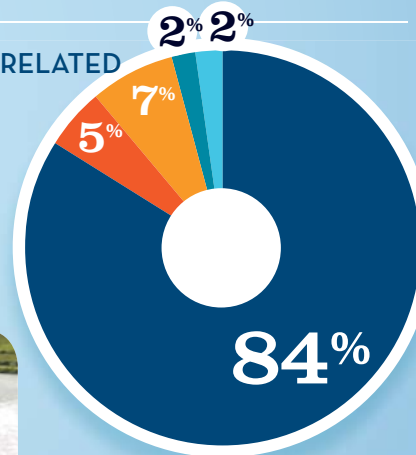


BOAT BUILDING
MOTOR/ENG. MFGR.
ACC./SUPPLIES MFGR.
DLRS/WHOLESALERS
BOAT SERVICES




RECREATIONAL BOATING-RELATED BUSINESSES IN CA-44

TOTAL BUSINESSES	▶ 94
Boat Building	2
Motor / Engine Mfgr.	2
Accessory / Supplies Mfgr.	6
Dealers / Wholesalers	5
Boat Services	79

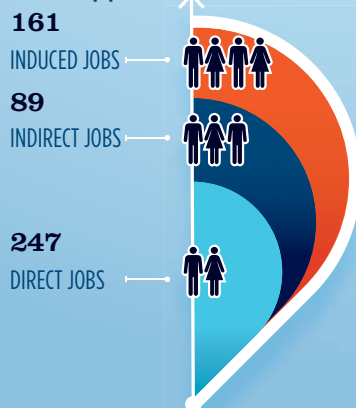


BOAT BUILDING
MOTOR/ENG. MFGR.
ACC./SUPPLIES MFGR.
DLRS/WHOLESALERS
BOAT SERVICES



ESTIMATED JOBS IMPACT OF RECREATIONAL BOATING-RELATED SPENDING IN CA-44

EST. TOTAL JOBS	▶ 497
EST. TOTAL LABOR INCOME	▶ \$20.5 MILLIONS
Est. Direct Income	\$8.5
Est. Indirect Income	\$4.9
Est. Induced Income	\$7.0



RECREATIONAL BOATING INDUSTRY SALES IN CA-44

Boat Building	\$3.6 MILLION
Motor / Engine Mfgr.	\$3.5 MILLION
Accessory / Supplies Mfgr.	\$20.0 MILLION
TOTAL MFGR. SALES	▶ \$27.1 MILLION
Dealers / Wholesalers	\$16.4 MILLION
Boat Services	\$229.5 MILLION
TOTAL RETAIL & SERVICES SALES	▶ \$245.9 MILLION

BOAT BUILDING
MOTOR/ENG. MFGR.
ACC./SUPPLIES MFGR.
DLRS/WHOLESALERS
BOAT SERVICES

0 50 100 150 200 250



National Marine Manufacturers Association

nmma.org

ECONOMIC SIGNIFICANCE OF RECREATIONAL BOATING IN CALIFORNIA

CONGRESSIONAL DISTRICT 46

Number of Recreational Boats*	5,341
Recreational Boating Industry Businesses	45
Total Jobs	431
Annual Recreational Boating-Related Spending	\$22.8 MILLION

TOTAL ANNUAL ECONOMIC IMPACT OF RECREATIONAL BOATING:

\$54.0 MILLION





RECREATIONAL BOATS IN CA-46

TOTAL BOATS* 5,341

REGISTERED BOATS	5,341
Power boats	3,274
PWCs	1,901
Sailboats	162
Other Boats	4

HOUSEHOLDS PER BOAT 34.3

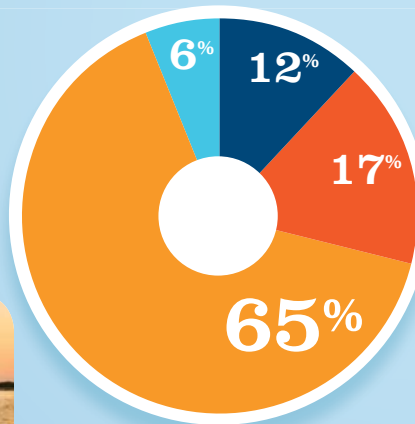


* Total boats are registered boats as reported by states to the USCG.

RECREATIONAL BOATING CREATES JOBS IN CA-46

TOTAL BOATING JOBS 867

Boat Building	49
Motor / Engine Mfgr.	-
Accessory / Supplies Mfgr.	566
Dealers / Wholesalers	151
Boat Services	101



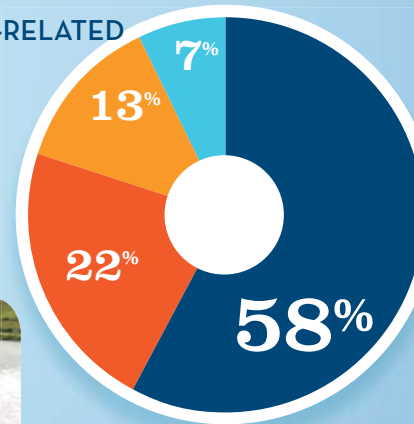
BOAT BUILDING
MOTOR/ENG. MFGR. †
ACC./SUPPLIES MFGR.
DLRS/WHOLESALERS
BOAT SERVICES
† 0%




RECREATIONAL BOATING-RELATED BUSINESSES IN CA-46

TOTAL BUSINESSES 45

Boat Building	3
Motor / Engine Mfgr.	-
Accessory / Supplies Mfgr.	6
Dealers / Wholesalers	10
Boat Services	26



BOAT BUILDING
MOTOR/ENG. MFGR. †
ACC./SUPPLIES MFGR.
DLRS/WHOLESALERS
BOAT SERVICES
† 0%

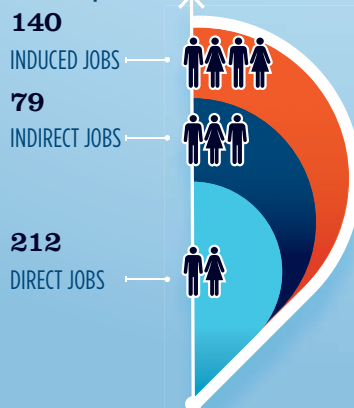


ESTIMATED JOBS IMPACT OF RECREATIONAL BOATING-RELATED SPENDING IN CA-46

EST. TOTAL JOBS 431

EST. TOTAL LABOR INCOME \$17.8 MILLIONS

Est. Direct Income	\$7.3
Est. Indirect Income	\$4.4
Est. Induced Income	\$6.1

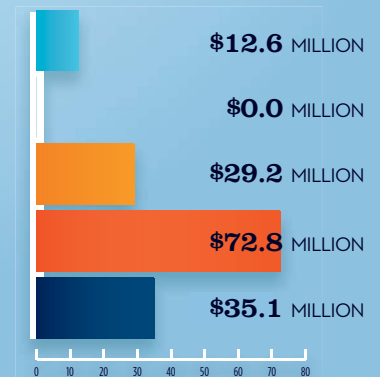


RECREATIONAL BOATING INDUSTRY SALES IN CA-46

Boat Building	\$12.6 MILLION
Motor / Engine Mfgr.	\$0.0
Accessory / Supplies Mfgr.	\$29.2
TOTAL MFGR. SALES	\$41.8

Dealers / Wholesalers	\$72.8
Boat Services	\$35.1
TOTAL RETAIL & SERVICES SALES	\$107.9

BOAT BUILDING
MOTOR/ENG. MFGR.
ACC./SUPPLIES MFGR.
DLRS/WHOLESALERS
BOAT SERVICES



Source: NMMMA's Center of Knowledge; Recreational Marine Research Center at Michigan State University



National Marine Manufacturers Association

nmma.org

ECONOMIC SIGNIFICANCE OF RECREATIONAL BOATING IN CALIFORNIA

CONGRESSIONAL DISTRICT 48

Number of Recreational Boats*	23,795
Recreational Boating Industry Businesses	251
Total Jobs	2,780
Annual Recreational Boating-Related Spending	\$141.4 MILLION



TOTAL ANNUAL ECONOMIC IMPACT OF RECREATIONAL BOATING:

\$340.8 MILLION



RECREATIONAL BOATS IN CA-48

TOTAL BOATS* ▶ 23,795

REGISTERED BOATS 23,795

Power boats	17,304
PWCs	4,180
Sailboats	2,259
Other Boats	52

HOUSEHOLDS PER BOAT 11.2

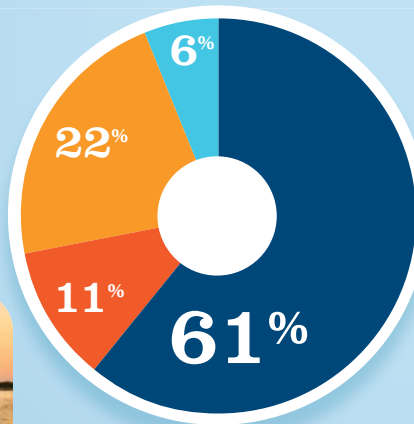


* Total boats are registered boats as reported by states to the USCG.

RECREATIONAL BOATING CREATES JOBS IN CA-48

TOTAL BOATING JOBS ▶ 1,770

Boat Building	102
Motor / Engine Mfgr.	-
Accessory / Supplies Mfgr.	394
Dealers / Wholesalers	196
Boat Services	1,078



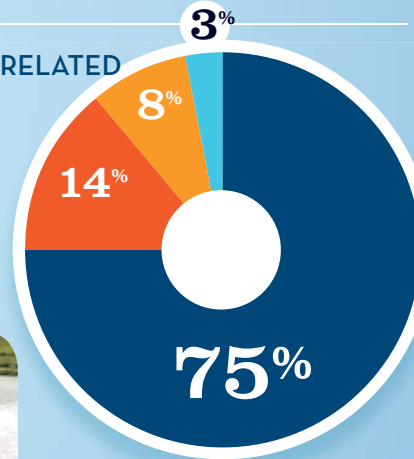
BOAT BUILDING 6%
MOTOR/ENG. MFGR. † 22%
ACC./SUPPLIES MFGR. 0%
DLRS/WHOLESALERS 11%
BOAT SERVICES 61%




RECREATIONAL BOATING-RELATED BUSINESSES IN CA-48

TOTAL BUSINESSES ▶ 251

Boat Building	8
Motor / Engine Mfgr.	-
Accessory / Supplies Mfgr.	20
Dealers / Wholesalers	34
Boat Services	189



BOAT BUILDING 3%
MOTOR/ENG. MFGR. † 14%
ACC./SUPPLIES MFGR. 0%
DLRS/WHOLESALERS 8%
BOAT SERVICES 75%

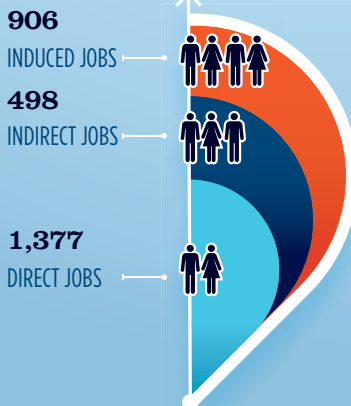


ESTIMATED JOBS IMPACT OF RECREATIONAL BOATING-RELATED SPENDING IN CA-48

EST. TOTAL JOBS ▶ 2,780

EST. TOTAL LABOR INCOME ▶ \$115.2 MILLIONS

Est. Direct Income	\$48.1
Est. Indirect Income	\$27.4
Est. Induced Income	\$39.7

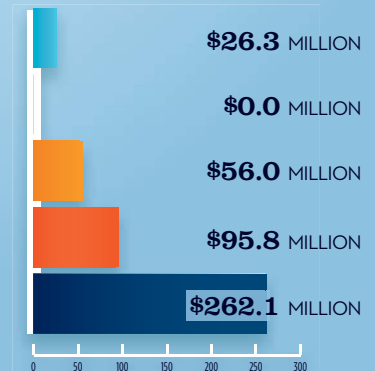


RECREATIONAL BOATING INDUSTRY SALES IN CA-48

Boat Building	\$26.3
Motor / Engine Mfgr.	\$0.0
Accessory / Supplies Mfgr.	\$56.0
TOTAL MFG. SALES	\$82.3

Dealers / Wholesalers	\$95.8
Boat Services	\$262.1
TOTAL RETAIL & SERVICES SALES	\$357.9

BOAT BUILDING \$26.3 MILLION
MOTOR/ENG. MFGR. \$0.0 MILLION
ACC./SUPPLIES MFGR. \$56.0 MILLION
DLRS/WHOLESALERS \$95.8 MILLION
BOAT SERVICES \$262.1 MILLION



Source: NMMA's Center of Knowledge; Recreational Marine Research Center at Michigan State University



National Marine Manufacturers Association

nmma.org

ECONOMIC SIGNIFICANCE OF RECREATIONAL BOATING IN CALIFORNIA

CONGRESSIONAL DISTRICT 50

Number of Recreational Boats*	18,073
Recreational Boating Industry Businesses	31
Total Jobs	1,546
Annual Recreational Boating-Related Spending	\$81.7 MILLION

TOTAL ANNUAL ECONOMIC IMPACT OF RECREATIONAL BOATING:

\$193.4 MILLION





RECREATIONAL BOATS IN CA-50

TOTAL BOATS* **18,073**

REGISTERED BOATS **18,073**

Power boats	12,977
PWCs	4,094
Sailboats	977
Other Boats	25

HOUSEHOLDS PER BOAT **13.3**

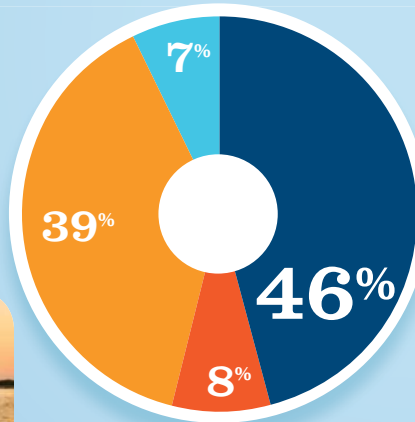


* Total boats are registered boats as reported by states to the USCG.

RECREATIONAL BOATING CREATES JOBS IN CA-50

TOTAL BOATING JOBS **248**

Boat Building	18
Motor / Engine Mfgr.	-
Accessory / Supplies Mfgr.	96
Dealers / Wholesalers	21
Boat Services	113



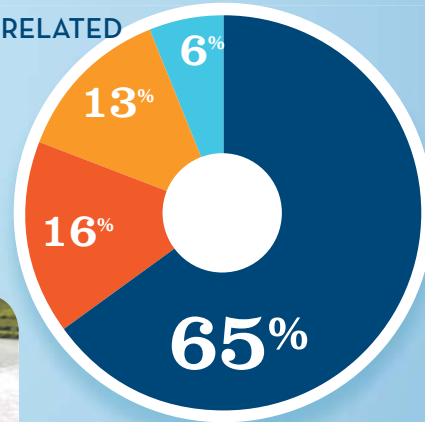
BOAT BUILDING 7%
MOTOR/ENG. MFGR. † 0%
ACC./SUPPLIES MFGR. 39%
DLRS/WHOLESALERS 8%
BOAT SERVICES 46%



RECREATIONAL BOATING-RELATED BUSINESSES IN CA-50

TOTAL BUSINESSES **31**

Boat Building	2
Motor / Engine Mfgr.	-
Accessory / Supplies Mfgr.	4
Dealers / Wholesalers	5
Boat Services	20



BOAT BUILDING 6%
MOTOR/ENG. MFGR. † 0%
ACC./SUPPLIES MFGR. 16%
DLRS/WHOLESALERS 13%
BOAT SERVICES 65%

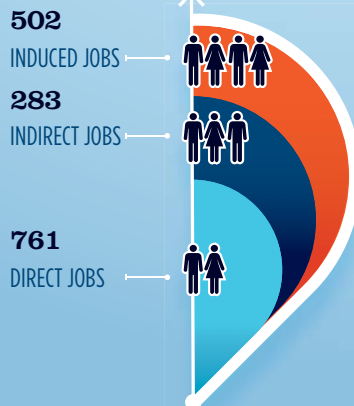


ESTIMATED JOBS IMPACT OF RECREATIONAL BOATING-RELATED SPENDING IN CA-50

EST. TOTAL JOBS **1,546**

EST. TOTAL LABOR INCOME **\$63.8** MILLIONS

Est. Direct Income	\$26.1
Est. Indirect Income	\$15.7
Est. Induced Income	\$22.0

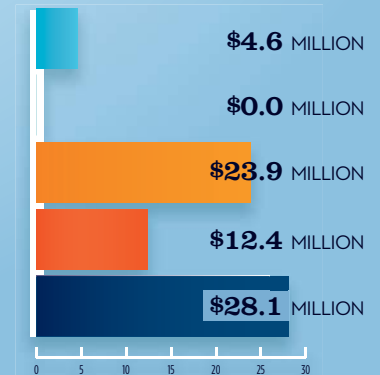


RECREATIONAL BOATING INDUSTRY SALES IN CA-50

Boat Building	\$4.6 MILLION
Motor / Engine Mfgr.	\$0.0 MILLION
Accessory / Supplies Mfgr.	\$23.9 MILLION
TOTAL MFG. SALES	\$28.5

Dealers / Wholesalers	\$12.4 MILLION
Boat Services	\$28.1 MILLION
TOTAL RETAIL & SERVICES SALES	\$40.5

BOAT BUILDING
MOTOR/ENG. MFGR.
ACC./SUPPLIES MFGR.
DLRS/WHOLESALERS
BOAT SERVICES



Source: NMMMA's Center of Knowledge; Recreational Marine Research Center at Michigan State University



National Marine Manufacturers Association

nmma.org

ECONOMIC SIGNIFICANCE OF RECREATIONAL BOATING IN CALIFORNIA

CONGRESSIONAL DISTRICT 53

Number of Recreational Boats*	10,012
Recreational Boating Industry Businesses	30
Total Jobs	944
Annual Recreational Boating-Related Spending	\$48.7 MILLION





TOTAL ANNUAL ECONOMIC IMPACT OF RECREATIONAL BOATING:

\$116.3 MILLION

RECREATIONAL BOATS IN CA-53

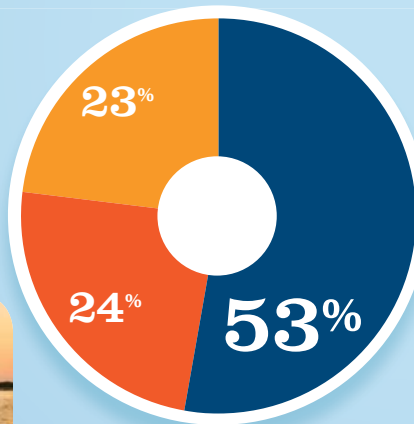
TOTAL BOATS*	10,012
REGISTERED BOATS	10,012
Power boats	7,011
PWCs	1,956
Sailboats	1,029
Other Boats	16
HOUSEHOLDS PER BOAT	26.5



* Total boats are registered boats as reported by states to the USCG.

RECREATIONAL BOATING CREATES JOBS IN CA-53

TOTAL BOATING JOBS	117
Boat Building	-
Motor / Engine Mfgr.	-
Accessory / Supplies Mfgr.	27
Dealers / Wholesalers	28
Boat Services	62

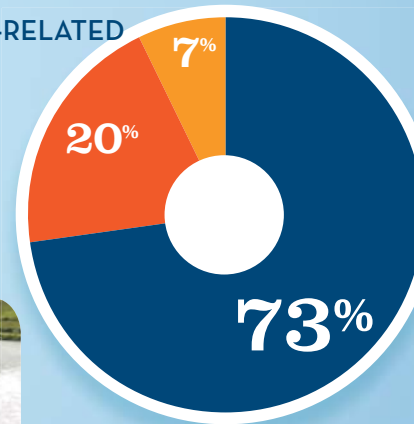


BOAT BUILDING † 0%
MOTOR/ENG. MFGR. † 0%
ACC./SUPPLIES MFGR. 23%
DLRS/WHOLESALERS 24%
BOAT SERVICES 53%



RECREATIONAL BOATING-RELATED BUSINESSES IN CA-53

TOTAL BUSINESSES	30
Boat Building	-
Motor / Engine Mfgr.	-
Accessory / Supplies Mfgr.	2
Dealers / Wholesalers	6
Boat Services	22

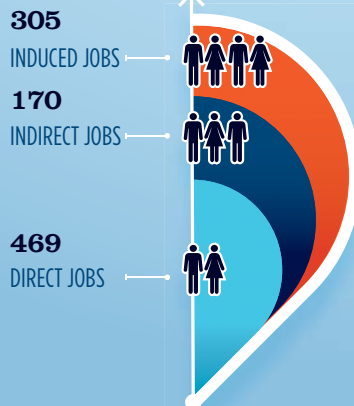


BOAT BUILDING † 0%
MOTOR/ENG. MFGR. † 0%
ACC./SUPPLIES MFGR. 7%
DLRS/WHOLESALERS 20%
BOAT SERVICES 73%



ESTIMATED JOBS IMPACT OF RECREATIONAL BOATING-RELATED SPENDING IN CA-53

EST. TOTAL JOBS	944
EST. TOTAL LABOR INCOME (MILLIONS)	\$38.8
Est. Direct Income	\$16.1
Est. Indirect Income	\$9.4
Est. Induced Income	\$13.4



RECREATIONAL BOATING INDUSTRY SALES IN CA-53

Boat Building	\$0.0 MILLION
Motor / Engine Mfgr.	\$0.0 MILLION
Accessory / Supplies Mfgr.	\$5.8 MILLION
TOTAL MFG. SALES	\$5.8 MILLION
Dealers / Wholesalers	\$14.2 MILLION
Boat Services	\$19.3 MILLION
TOTAL RETAIL & SERVICES SALES	\$33.5 MILLION

BOAT BUILDING 0%
MOTOR/ENG. MFGR. 0%
ACC./SUPPLIES MFGR. 17%
DLRS/WHOLESALERS 20%
BOAT SERVICES 73%

Source: NMMMA's Center of Knowledge; Recreational Marine Research Center at Michigan State University



National Marine Manufacturers Association

nmma.org

ECONOMIC SIGNIFICANCE OF RECREATIONAL BOATING IN HAWAII



TOTAL ANNUAL ECONOMIC IMPACT OF RECREATIONAL BOATING:


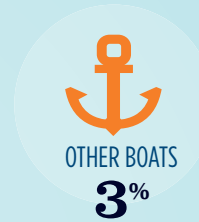

\$210.6 MILLION

Number of Recreational Boats*	15,100
Recreational Boating Industry Businesses	226
Total Jobs	1,738
Annual Recreational Boating-Related Spending	\$87.4 MILLION

RECREATIONAL BOATS IN HAWAII

TOTAL BOATS* **15,100**

REGISTERED BOATS	15,100
Power boats	10,672
PWCs	1,868
Sailboats	2,081
Other Boats	479
HOUSEHOLDS PER BOAT	30.3

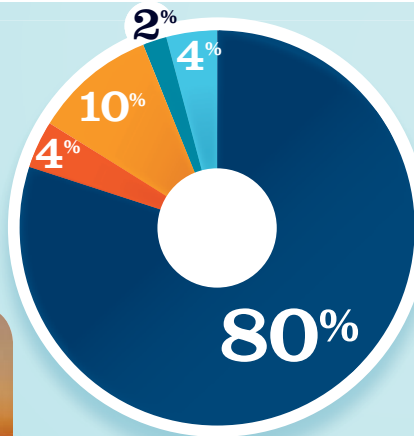


* Total boats are registered boats as reported by states to the USCG.

RECREATIONAL BOATING CREATES JOBS IN HAWAII

TOTAL BOATING JOBS **1,469**

Boat Building	50
Motor / Engine Mfgr.	32
Accessory / Supplies Mfgr.	150
Dealers / Wholesalers	58
Boat Services	1,179



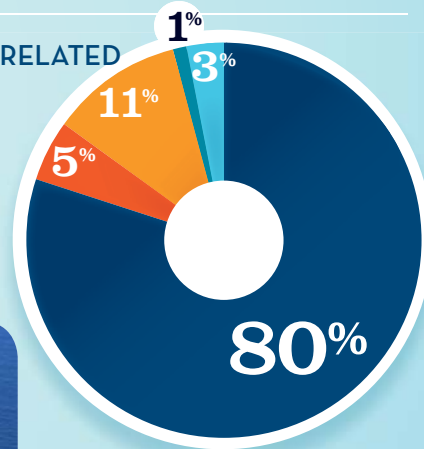
● BOAT BUILDING
 ● DLRS/WHOLESALEERS
● MOTOR/ENG. MFGR.
 ● BOAT SERVICES
● ACC./SUPPLIES MFGR.



RECREATIONAL BOATING-RELATED BUSINESSES IN HAWAII

TOTAL BUSINESSES **226**

Boat Building	7
Motor / Engine Mfgr.	2
Accessory / Supplies Mfgr.	24
Dealers / Wholesalers	11
Boat Services	182



● BOAT BUILDING
 ● DLRS/WHOLESALEERS
● MOTOR/ENG. MFGR.
 ● BOAT SERVICES
● ACC./SUPPLIES MFGR.

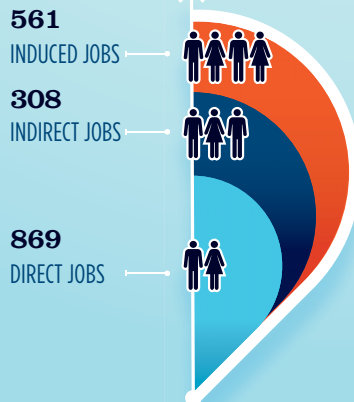


ESTIMATED JOBS IMPACT OF RECREATIONAL BOATING-RELATED SPENDING IN HAWAII

EST. TOTAL JOBS **1,738**

EST. TOTAL LABOR INCOME **\$71.3** MILLIONS

Est. Direct Income	\$29.9
Est. Indirect Income	\$16.9
Est. Induced Income	\$24.5



RECREATIONAL BOATING INDUSTRY SALES IN HAWAII

Boat Building	\$12.9	\$12.9 MILLION
Motor / Engine Mfgr.	\$18.8	\$18.8 MILLION
Accessory / Supplies Mfgr.	\$35.0	\$35.0 MILLION
TOTAL MFGR. SALES	\$66.7	
Dealers / Wholesalers	\$27.5	\$27.5 MILLION
Boat Services	\$263.1	\$263.1 MILLION
TOTAL RETAIL & SERVICES SALES	\$290.6	

● BOAT BUILDING
 ● DLRS/WHOLESALEERS
● MOTOR/ENG. MFGR.
 ● BOAT SERVICES
● ACC./SUPPLIES MFGR.



National Marine Manufacturers Association

nmma.org

ECONOMIC SIGNIFICANCE OF RECREATIONAL BOATING IN OREGON



TOTAL ANNUAL ECONOMIC IMPACT OF RECREATIONAL BOATING:



\$1.66 BILLION

Number of Recreational Boats*	178,050
Recreational Boating Industry Businesses	486
Total Jobs	13,105
Annual Recreational Boating-Related Spending	\$704.5 MILLION

RECREATIONAL BOATS IN OREGON

TOTAL BOATS* ▶ **178,050**

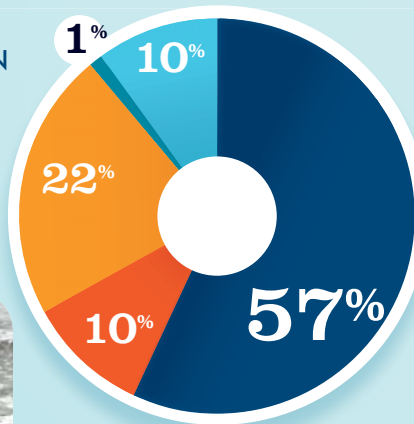
REGISTERED BOATS	178,050
Power boats	155,210
PWCs	12,738
Sailboats	6,240
Other Boats	3,862
HOUSEHOLDS PER BOAT	8.6



* Total boats are registered boats as reported by states to the USCG.

RECREATIONAL BOATING CREATES JOBS IN OREGON

TOTAL BOATING JOBS	5,012
Boat Building	525
Motor / Engine Mfg.	38
Accessory / Supplies Mfg.	1,084
Dealers / Wholesalers	488
Boat Services	2,877

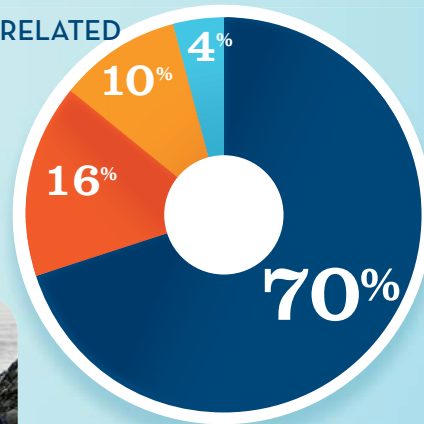


● BOAT BUILDING
● MOTOR/ENG. MFG.
● ACC./SUPPLIES MFG.
● DLRS/WHOLESALEERS
● BOAT SERVICES



RECREATIONAL BOATING-RELATED BUSINESSES IN OREGON

TOTAL BUSINESSES	486
Boat Building	20
Motor / Engine Mfg.	3
Accessory / Supplies Mfg.	47
Dealers / Wholesalers	76
Boat Services	340

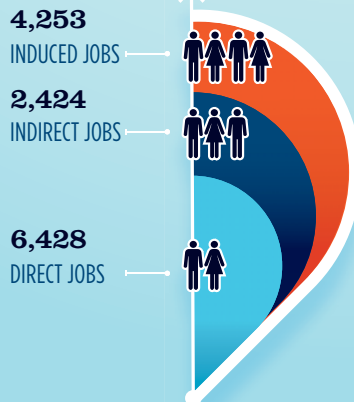


● BOAT BUILDING
● MOTOR/ENG. MFG.[†]
● ACC./SUPPLIES MFG.
● DLRS/WHOLESALEERS
● BOAT SERVICES



ESTIMATED JOBS IMPACT OF RECREATIONAL BOATING-RELATED SPENDING IN OREGON

EST. TOTAL JOBS	13,105
EST. TOTAL LABOR INCOME	\$540.6 MILLIONS
Est. Direct Income	\$219.0
Est. Indirect Income	\$135.5
Est. Induced Income	\$186.1



RECREATIONAL BOATING INDUSTRY SALES IN OREGON

Boat Building	\$131.8 MILLION
Motor / Engine Mfg.	\$22.3 MILLION
Accessory / Supplies Mfg.	\$188.6 MILLION
TOTAL MFG. SALES	\$342.7 MILLION
Dealers / Wholesalers	\$231.3 MILLION
Boat Services	\$717.2 MILLION
TOTAL RETAIL & SERVICES SALES	\$948.5 MILLION

● BOAT BUILDING
● MOTOR/ENG. MFG.
● ACC./SUPPLIES MFG.
● DLRS/WHOLESALEERS
● BOAT SERVICES

Source: NMMA's Center of Knowledge; Recreational Marine Research Center at Michigan State University



National Marine Manufacturers Association

nmma.org

ECONOMIC SIGNIFICANCE OF RECREATIONAL BOATING IN OREGON

CONGRESSIONAL DISTRICT 1

Number of Recreational Boats*	27,176
Recreational Boating Industry Businesses	80
Total Jobs	2,215
Annual Recreational Boating-Related Spending	\$117.8 MILLION

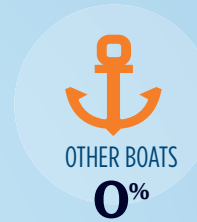
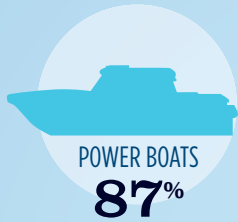
TOTAL ANNUAL ECONOMIC IMPACT OF RECREATIONAL BOATING:

\$278.5 MILLION

RECREATIONAL BOATS IN OR-1

TOTAL BOATS* ▶ 27,176

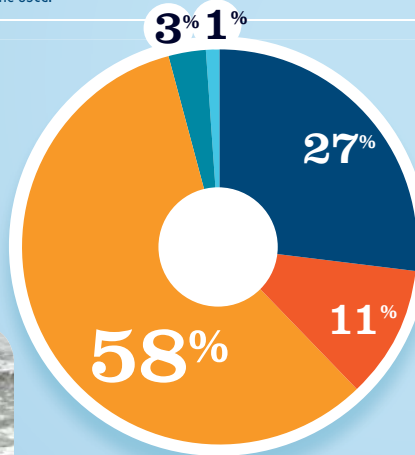
REGISTERED BOATS	27,176
Power boats	23,654
PWCs	2,268
Sailboats	1,172
Other Boats	82
HOUSEHOLDS PER BOAT	11.0



* Total boats are registered boats as reported by states to the USCG.

RECREATIONAL BOATING CREATES JOBS IN OR-1

TOTAL BOATING JOBS	▶ 825
Boat Building	8
Motor / Engine Mfgr.	24
Accessory / Supplies Mfgr.	481
Dealers / Wholesalers	92
Boat Services	220

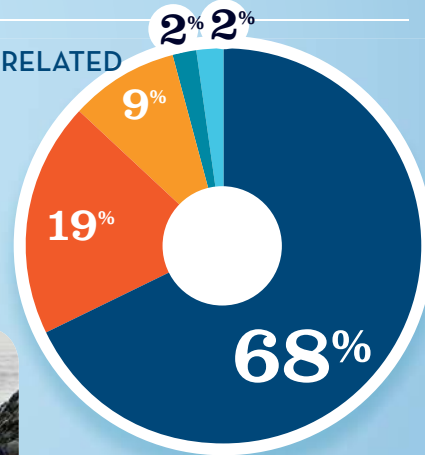


BOAT BUILDING 1%
MOTOR/ENG. MFGR. 2%
ACC./SUPPLIES MFGR. 19%
DLRS/WHOLESALERS 11%
BOAT SERVICES 68%



RECREATIONAL BOATING-RELATED BUSINESSES IN OR-1

TOTAL BUSINESSES	▶ 80
Boat Building	2
Motor / Engine Mfgr.	2
Accessory / Supplies Mfgr.	7
Dealers / Wholesalers	15
Boat Services	54

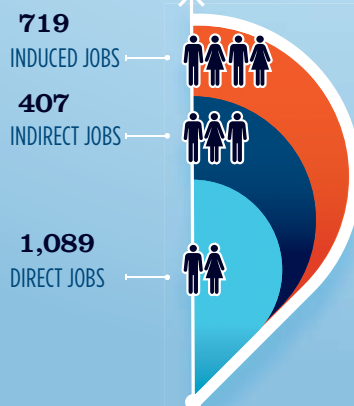


BOAT BUILDING 2%
MOTOR/ENG. MFGR. 2%
ACC./SUPPLIES MFGR. 9%
DLRS/WHOLESALERS 19%
BOAT SERVICES 68%



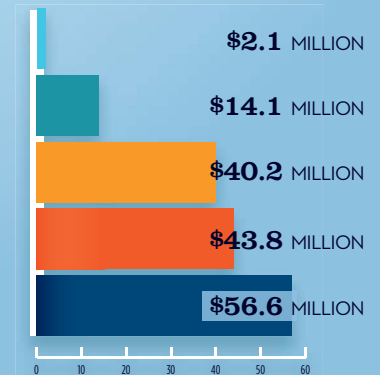
ESTIMATED JOBS IMPACT OF RECREATIONAL BOATING-RELATED SPENDING IN OR-1

EST. TOTAL JOBS	▶ 2,215
EST. TOTAL LABOR INCOME (MILLIONS)	\$91.4
Est. Direct Income	\$37.2
Est. Indirect Income	\$22.7
Est. Induced Income	\$31.5



RECREATIONAL BOATING INDUSTRY SALES IN OR-1

Boat Building	\$2.1
Motor / Engine Mfgr.	\$14.1
Accessory / Supplies Mfgr.	\$40.2
TOTAL MFG. SALES	▶ \$56.4
Dealers / Wholesalers	\$43.8
Boat Services	\$56.6
TOTAL RETAIL & SERVICES SALES	▶ \$100.4



BOAT BUILDING \$2.1 MILLION
MOTOR/ENG. MFGR. \$14.1 MILLION
ACC./SUPPLIES MFGR. \$40.2 MILLION
DLRS/WHOLESALERS \$43.8 MILLION
BOAT SERVICES \$56.6 MILLION

Source: NMMMA's Center of Knowledge; Recreational Marine Research Center at Michigan State University



National Marine Manufacturers Association

nmma.org

ECONOMIC SIGNIFICANCE OF RECREATIONAL BOATING IN OREGON

CONGRESSIONAL DISTRICT 4

Number of Recreational Boats*	45,021
Recreational Boating Industry Businesses	100
Total Jobs	3,159
Annual Recreational Boating-Related Spending	\$171.3 MILLION

TOTAL ANNUAL ECONOMIC IMPACT OF RECREATIONAL BOATING:

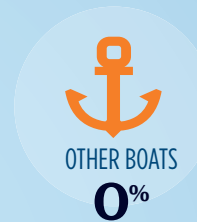

\$401.8 MILLION



RECREATIONAL BOATS IN OR-4

TOTAL BOATS* ▶ **45,021**

REGISTERED BOATS	45,021
Power boats	41,026
PWCs	2,280
Sailboats	1,545
Other Boats	170
HOUSEHOLDS PER BOAT	7.1

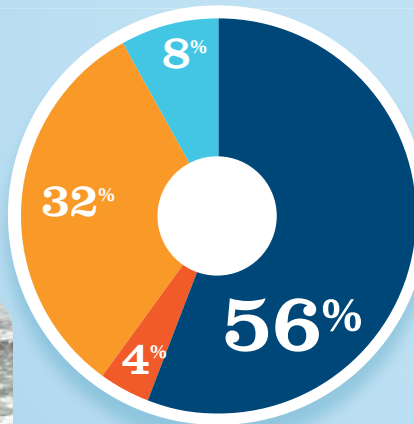


* Total boats are registered boats as reported by states to the USCG.

RECREATIONAL BOATING CREATES JOBS IN OR-4

TOTAL BOATING JOBS ▶ **1,130**

Boat Building	94
Motor / Engine Mfgr.	-
Accessory / Supplies Mfgr.	355
Dealers / Wholesalers	45
Boat Services	636



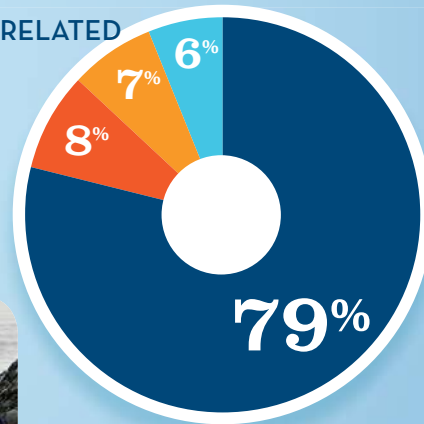
BOAT BUILDING 8%
MOTOR/ENG. MFGR. † 0%
ACC./SUPPLIES MFGR. 32%
DLRS/WHOLESALERS 4%
BOAT SERVICES 56%



RECREATIONAL BOATING-RELATED BUSINESSES IN OR-4

TOTAL BUSINESSES ▶ **100**

Boat Building	6
Motor / Engine Mfgr.	-
Accessory / Supplies Mfgr.	7
Dealers / Wholesalers	8
Boat Services	79



BOAT BUILDING 6%
MOTOR/ENG. MFGR. † 0%
ACC./SUPPLIES MFGR. 7%
DLRS/WHOLESALERS 8%
BOAT SERVICES 79%

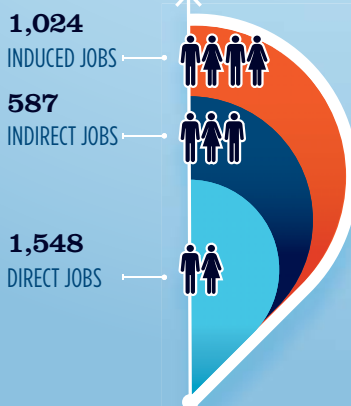


ESTIMATED JOBS IMPACT OF RECREATIONAL BOATING-RELATED SPENDING IN OR-4

EST. TOTAL JOBS ▶ **3,159**

EST. TOTAL LABOR INCOME ▶ **\$130.2** MILLIONS

Est. Direct Income	\$52.5
Est. Indirect Income	\$32.9
Est. Induced Income	\$44.8



RECREATIONAL BOATING INDUSTRY SALES IN OR-4

Boat Building	\$24.3	\$24.3
Motor / Engine Mfgr.	\$0.0	\$0.0
Accessory / Supplies Mfgr.	\$89.8	\$89.8
TOTAL MFGR. SALES	\$114.1	
Dealers / Wholesalers	\$21.2	\$21.2
Boat Services	\$223.0	\$223.0
TOTAL RETAIL & SERVICES SALES	\$244.2	

BOAT BUILDING 8%
MOTOR/ENG. MFGR. † 0%
ACC./SUPPLIES MFGR. 7%
DLRS/WHOLESALERS 8%
BOAT SERVICES 79%

Source: NMMA's Center of Knowledge; Recreational Marine Research Center at Michigan State University



National Marine Manufacturers Association

nmma.org

ECONOMIC SIGNIFICANCE OF RECREATIONAL BOATING IN OREGON

CONGRESSIONAL DISTRICT 5

Number of Recreational Boats*	34,914
Recreational Boating Industry Businesses	91
Total Jobs	2,663
Annual Recreational Boating-Related Spending	\$143.2 MILLION

TOTAL ANNUAL ECONOMIC IMPACT OF RECREATIONAL BOATING:


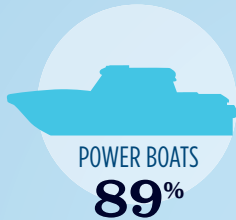
\$337.4 MILLION



RECREATIONAL BOATS IN OR-5

TOTAL BOATS* **34,914**

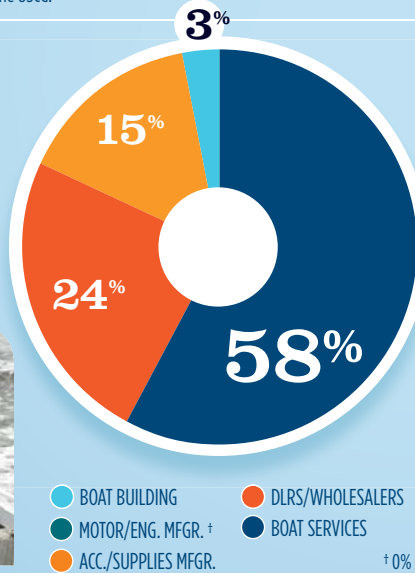
REGISTERED BOATS	34,914
Power boats	31,005
PWCs	2,837
Sailboats	987
Other Boats	85
HOUSEHOLDS PER BOAT	8.4



* Total boats are registered boats as reported by states to the USCG.

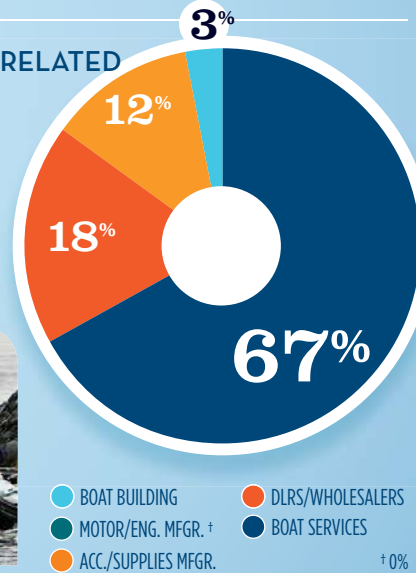
RECREATIONAL BOATING CREATES JOBS IN OR-5

TOTAL BOATING JOBS	585
Boat Building	17
Motor / Engine Mfgr.	-
Accessory / Supplies Mfgr.	86
Dealers / Wholesalers	144
Boat Services	338



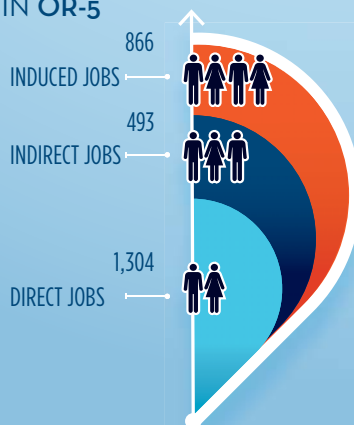
RECREATIONAL BOATING-RELATED BUSINESSES IN OR-5

TOTAL BUSINESSES	91
Boat Building	3
Motor / Engine Mfgr.	-
Accessory / Supplies Mfgr.	11
Dealers / Wholesalers	16
Boat Services	61



ESTIMATED JOBS IMPACT OF RECREATIONAL BOATING-RELATED SPENDING IN OR-5

EST. TOTAL JOBS	2,663
EST. TOTAL LABOR INCOME (MILLIONS)	\$110.1
Est. Direct Income	\$44.6
Est. Indirect Income	\$27.6
Est. Induced Income	\$37.9



RECREATIONAL BOATING INDUSTRY SALES IN OR-5

Boat Building	\$4.4	\$4.4 MILLION
Motor / Engine Mfgr.	\$0.0	\$0.0 MILLION
Accessory / Supplies Mfgr.	\$21.4	\$21.4 MILLION
TOTAL MFGR. SALES	\$25.8	
Dealers / Wholesalers	\$67.8	\$67.8 MILLION
Boat Services	\$73.0	\$73.0 MILLION
TOTAL RETAIL & SERVICES SALES	\$140.8	



Source: NMMMA's Center of Knowledge; Recreational Marine Research Center at Michigan State University



National Marine Manufacturers Association

nmma.org

ECONOMIC SIGNIFICANCE OF RECREATIONAL BOATING IN WASHINGTON



TOTAL ANNUAL ECONOMIC IMPACT OF RECREATIONAL BOATING:

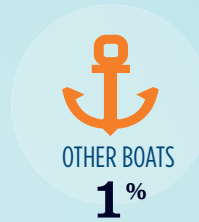

\$3.18 BILLION

Number of Recreational Boats*	254,775
Recreational Boating Industry Businesses	1,427
Total Jobs	25,585
Annual Recreational Boating-Related Spending	\$1.3 BILLION

RECREATIONAL BOATS IN WASHINGTON

TOTAL BOATS* ▶ 254,775

REGISTERED BOATS	254,775
Power boats	210,491
PWCs	27,598
Sailboats	14,161
Other Boats	2,525
HOUSEHOLDS PER BOAT	10.4

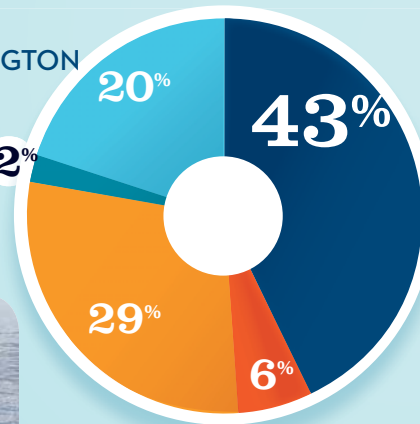


* Total boats are registered boats as reported by states to the USCG.

RECREATIONAL BOATING CREATES JOBS IN WASHINGTON

TOTAL BOATING JOBS ▶ 15,438

Boat Building	3,101
Motor / Engine Mfgr.	285
Accessory / Supplies Mfgr.	4,468
Dealers / Wholesalers	916
Boat Services	6,668



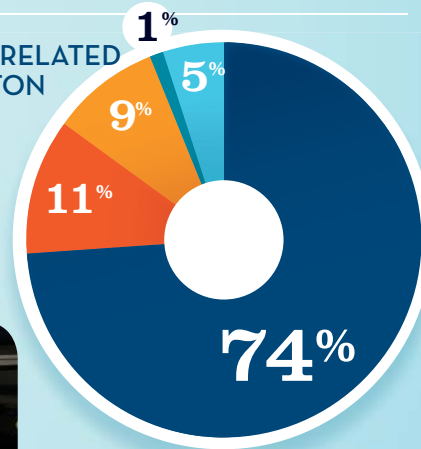
● BOAT BUILDING
● MOTOR/ENG. MFGR.
● ACC./SUPPLIES MFGR.
● DLRS/WHOLESALEERS
● BOAT SERVICES



RECREATIONAL BOATING-RELATED BUSINESSES IN WASHINGTON

TOTAL BUSINESSES ▶ 1,427

Boat Building	72
Motor / Engine Mfgr.	14
Accessory / Supplies Mfgr.	126
Dealers / Wholesalers	154
Boat Services	1,061



● BOAT BUILDING
● MOTOR/ENG. MFGR.
● ACC./SUPPLIES MFGR.
● DLRS/WHOLESALEERS
● BOAT SERVICES

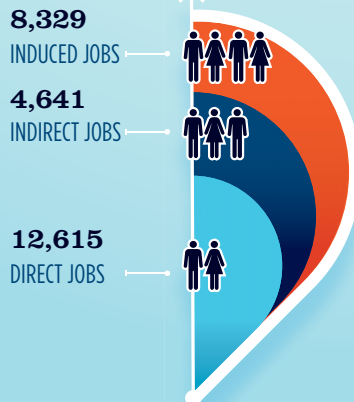


ESTIMATED JOBS IMPACT OF RECREATIONAL BOATING-RELATED SPENDING IN WASHINGTON

EST. TOTAL JOBS ▶ 25,585

EST. TOTAL LABOR INCOME ▶ \$1,058.8 MILLIONS

Est. Direct Income	\$437.3
Est. Indirect Income	\$256.9
Est. Induced Income	\$364.6



RECREATIONAL BOATING INDUSTRY SALES IN WASHINGTON

Boat Building	\$477.8 MILLION
Motor / Engine Mfgr.	\$199.9 MILLION
Accessory / Supplies Mfgr.	\$343.9 MILLION
TOTAL MFGR. SALES	\$1,021.6
Dealers / Wholesalers	\$439.1 MILLION
Boat Services	\$1,747.7 MILLION
TOTAL RETAIL & SERVICES SALES	\$2,186.8

● BOAT BUILDING
● MOTOR/ENG. MFGR.
● ACC./SUPPLIES MFGR.
● DLRS/WHOLESALEERS
● BOAT SERVICES



National Marine Manufacturers Association

nmma.org

ECONOMIC SIGNIFICANCE OF RECREATIONAL BOATING IN WASHINGTON

CONGRESSIONAL DISTRICT 2

Number of Recreational Boats*	27,060
Recreational Boating Industry Businesses	306
Total Jobs	3,104
Annual Recreational Boating-Related Spending	\$158.5 MILLION




TOTAL ANNUAL ECONOMIC IMPACT OF RECREATIONAL BOATING:
\$381.0 MILLION

RECREATIONAL BOATS IN WA-2

TOTAL BOATS* ▶ 27,060

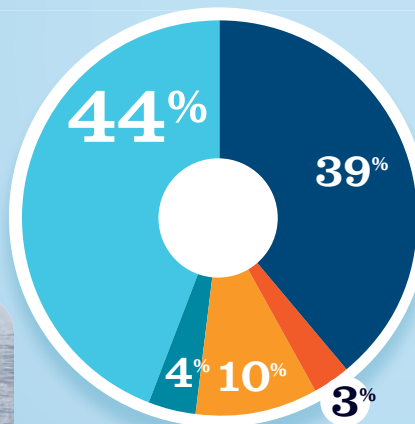
REGISTERED BOATS	27,060
Power boats	22,646
PWCs	2,081
Sailboats	2,253
Other Boats	80
HOUSEHOLDS PER BOAT	9.9



* Total boats are registered boats as reported by states to the USCG.

RECREATIONAL BOATING CREATES JOBS IN WA-2

TOTAL BOATING JOBS	▶ 4,059
Boat Building	1,786
Motor / Engine Mfgr.	151
Accessory / Supplies Mfgr.	419
Dealers / Wholesalers	138
Boat Services	1,565

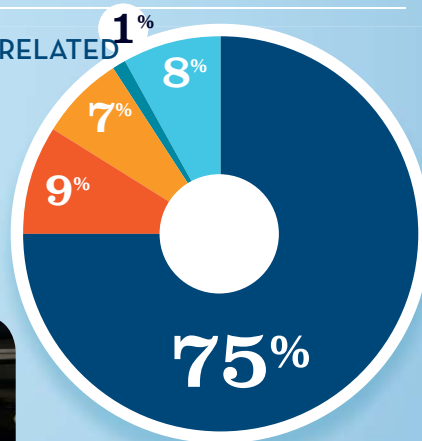


● BOAT BUILDING ● DLRS/WHOLESALERS
 ● MOTOR/ENG. MFG. ● BOAT SERVICES
 ● ACC./SUPPLIES MFG.



RECREATIONAL BOATING-RELATED BUSINESSES IN WA-2

TOTAL BUSINESSES	306
Boat Building	26
Motor / Engine Mfgr.	3
Accessory / Supplies Mfgr.	20
Dealers / Wholesalers	29
Boat Services	228

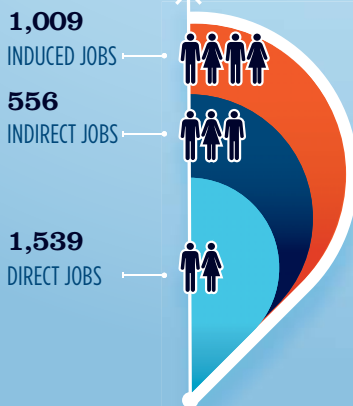


● BOAT BUILDING ● DLRS/WHOLESALERS
 ● MOTOR/ENG. MFG. ● BOAT SERVICES
 ● ACC./SUPPLIES MFG.



ESTIMATED JOBS IMPACT OF RECREATIONAL BOATING-RELATED SPENDING IN WA-2

EST. TOTAL JOBS	▶ 3,104
EST. TOTAL LABOR INCOME	▶ \$128.3 MILLIONS
Est. Direct Income	\$53.5
Est. Indirect Income	\$30.6
Est. Induced Income	\$44.2



RECREATIONAL BOATING INDUSTRY SALES IN WA-2

Boat Building	\$139.4 MILLION
Motor / Engine Mfgr.	\$88.8 MILLION
Accessory / Supplies Mfgr.	\$104.1 MILLION
TOTAL MFG. SALES	▶ \$332.3
Dealers / Wholesalers	\$65.2 MILLION
Boat Services	\$429.6 MILLION
TOTAL RETAIL & SERVICES SALES	▶ \$494.8

● BOAT BUILDING ● DLRS/WHOLESALERS
 ● MOTOR/ENG. MFG. ● BOAT SERVICES
 ● ACC./SUPPLIES MFG.

Source: NMMMA's Center of Knowledge; Recreational Marine Research Center at Michigan State University



National Marine Manufacturers Association

nmma.org

ECONOMIC SIGNIFICANCE OF RECREATIONAL BOATING IN WASHINGTON

CONGRESSIONAL DISTRICT 4

Number of Recreational Boats*	26,319
Recreational Boating Industry Businesses	35
Total Jobs	2,075
Annual Recreational Boating-Related Spending	\$112.5 MILLION





TOTAL ANNUAL ECONOMIC IMPACT OF RECREATIONAL BOATING:

\$264.6 MILLION

RECREATIONAL BOATS IN WA-4

TOTAL BOATS* **26,319**

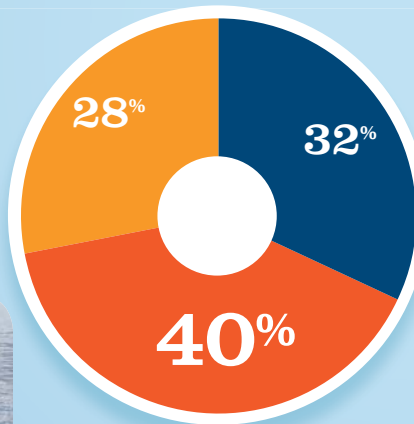
REGISTERED BOATS	26,319
Power boats	22,447
PWCs	3,491
Sailboats	336
Other Boats	45
HOUSEHOLDS PER BOAT	9.2



* Total boats are registered boats as reported by states to the USCG.

RECREATIONAL BOATING CREATES JOBS IN WA-4

TOTAL BOATING JOBS	153
Boat Building	-
Motor / Engine Mfgr.	-
Accessory / Supplies Mfgr.	43
Dealers / Wholesalers	61
Boat Services	49

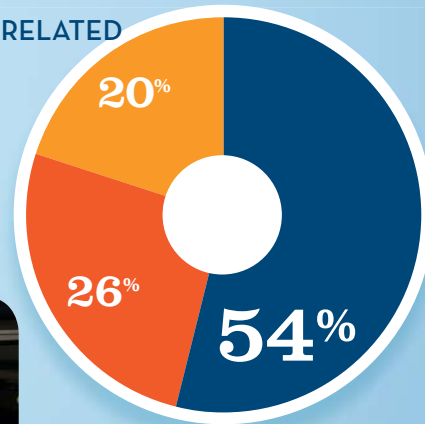


BOAT BUILDING †
MOTOR/ENG. MFGR. †
ACC./SUPPLIES MFGR.
DLRS/WHOLESALERS
BOAT SERVICES
† 0%



RECREATIONAL BOATING-RELATED BUSINESSES IN WA-4

TOTAL BUSINESSES	35
Boat Building	-
Motor / Engine Mfgr.	-
Accessory / Supplies Mfgr.	7
Dealers / Wholesalers	9
Boat Services	19

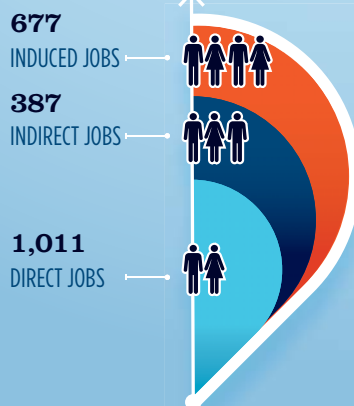


BOAT BUILDING †
MOTOR/ENG. MFGR. †
ACC./SUPPLIES MFGR.
DLRS/WHOLESALERS
BOAT SERVICES
† 0%



ESTIMATED JOBS IMPACT OF RECREATIONAL BOATING-RELATED SPENDING IN WA-4

EST. TOTAL JOBS	2,075
EST. TOTAL LABOR INCOME (MILLIONS)	\$86.1
Est. Direct Income	\$34.8
Est. Indirect Income	\$21.7
Est. Induced Income	\$29.6



RECREATIONAL BOATING INDUSTRY SALES IN WA-4

Boat Building	\$0.0	\$0.0 MILLION
Motor / Engine Mfgr.	\$0.0	\$0.0 MILLION
Accessory / Supplies Mfgr.	\$9.3	\$9.3 MILLION
TOTAL MFG. SALES	\$9.3	
Dealers / Wholesalers	\$29.7	\$29.7 MILLION
Boat Services	\$12.7	\$12.7 MILLION
TOTAL RETAIL & SERVICES SALES	\$42.4	

BOAT BUILDING
MOTOR/ENG. MFGR.
ACC./SUPPLIES MFGR.
DLRS/WHOLESALERS
BOAT SERVICES

Source: NMMMA's Center of Knowledge; Recreational Marine Research Center at Michigan State University



National Marine Manufacturers Association

nmma.org

ECONOMIC SIGNIFICANCE OF RECREATIONAL BOATING IN WASHINGTON

CONGRESSIONAL DISTRICT 5

Number of Recreational Boats*	34,092
Recreational Boating Industry Businesses	92
Total Jobs	2,852
Annual Recreational Boating-Related Spending	\$153.5 MILLION





TOTAL ANNUAL ECONOMIC IMPACT OF RECREATIONAL BOATING:

\$362.0 MILLION

RECREATIONAL BOATS IN WA-5

TOTAL BOATS* **34,092**

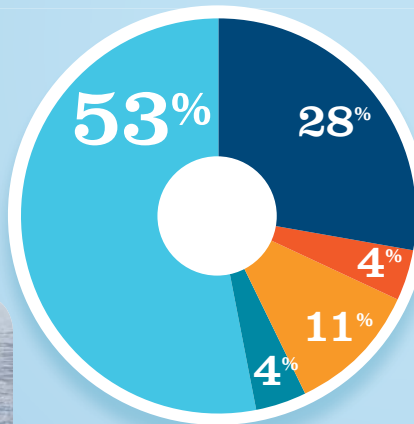
REGISTERED BOATS	34,092
Power boats	28,940
PWCs	4,335
Sailboats	741
Other Boats	76
HOUSEHOLDS PER BOAT	7.9



* Total boats are registered boats as reported by states to the USCG.

RECREATIONAL BOATING CREATES JOBS IN WA-5

TOTAL BOATING JOBS	937
Boat Building	494
Motor / Engine Mfgr.	43
Accessory / Supplies Mfgr.	101
Dealers / Wholesalers	36
Boat Services	263

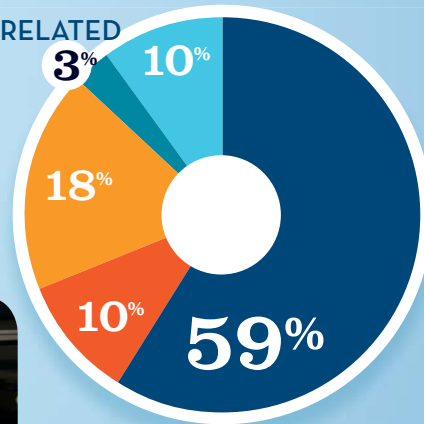


BOAT BUILDING
MOTOR/ENG. MFGR.
ACC./SUPPLIES MFGR.
DLRS/WHOLESALERS
BOAT SERVICES



RECREATIONAL BOATING-RELATED BUSINESSES IN WA-5

TOTAL BUSINESSES	92
Boat Building	9
Motor / Engine Mfgr.	3
Accessory / Supplies Mfgr.	17
Dealers / Wholesalers	9
Boat Services	54

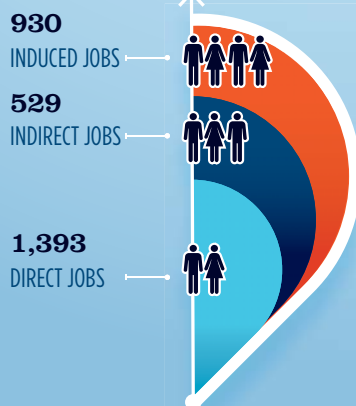


BOAT BUILDING
MOTOR/ENG. MFGR.
ACC./SUPPLIES MFGR.
DLRS/WHOLESALERS
BOAT SERVICES



ESTIMATED JOBS IMPACT OF RECREATIONAL BOATING-RELATED SPENDING IN WA-5

EST. TOTAL JOBS	2,852
EST. TOTAL LABOR INCOME (MILLIONS)	\$118.3
Est. Direct Income	\$48.0
Est. Indirect Income	\$29.6
Est. Induced Income	\$40.7



RECREATIONAL BOATING INDUSTRY SALES IN WA-5

Boat Building	\$127.5 MILLION
Motor / Engine Mfgr.	\$25.3 MILLION
Accessory / Supplies Mfgr.	\$72.6 MILLION
Dealers / Wholesalers	\$17.0 MILLION
Boat Services	\$66.5 MILLION
TOTAL MFGR. SALES	\$225.4
TOTAL RETAIL & SERVICES SALES	\$83.5

BOAT BUILDING
MOTOR/ENG. MFGR.
ACC./SUPPLIES MFGR.
DLRS/WHOLESALERS
BOAT SERVICES

Source: NMMA's Center of Knowledge; Recreational Marine Research Center at Michigan State University



National Marine Manufacturers Association

nmma.org

ECONOMIC SIGNIFICANCE OF RECREATIONAL BOATING IN WASHINGTON

CONGRESSIONAL DISTRICT 6

Number of Recreational Boats*	32,866
Recreational Boating Industry Businesses	234
Total Jobs	3,709
Annual Recreational Boating-Related Spending	\$188.7 MILLION

TOTAL ANNUAL ECONOMIC IMPACT OF RECREATIONAL BOATING:

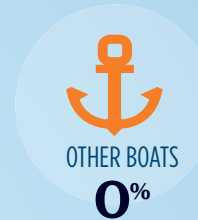

\$454.0 MILLION



RECREATIONAL BOATS IN WA-6

TOTAL BOATS* ▶ **32,866**

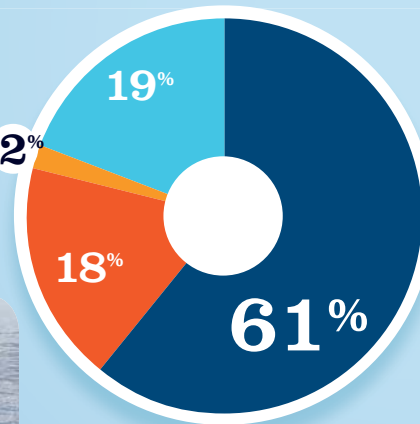
REGISTERED BOATS	32,866
Power boats	27,464
PWCs	2,262
Sailboats	3,039
Other Boats	101
HOUSEHOLDS PER BOAT	8.3



* Total boats are registered boats as reported by states to the USCG.

RECREATIONAL BOATING CREATES JOBS IN WA-6

TOTAL BOATING JOBS	▶ 1,287
Boat Building	244
Motor / Engine Mfgr.	-
Accessory / Supplies Mfgr.	27
Dealers / Wholesalers	233
Boat Services	783

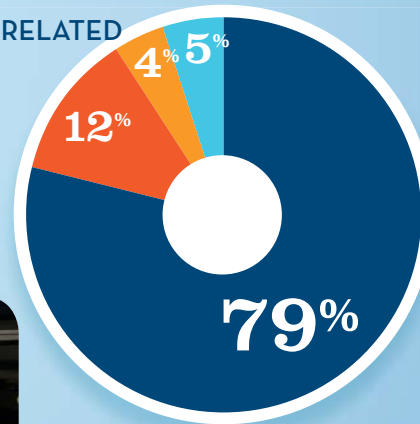


BOAT BUILDING 19%
DLRS/WHOLESALERS 2%
MOTOR/ENG. MFGR. † 0%
ACC./SUPPLIES MFGR. 18%
BOAT SERVICES 61%



RECREATIONAL BOATING-RELATED BUSINESSES IN WA-6

TOTAL BUSINESSES	▶ 234
Boat Building	13
Motor / Engine Mfgr.	-
Accessory / Supplies Mfgr.	9
Dealers / Wholesalers	28
Boat Services	184

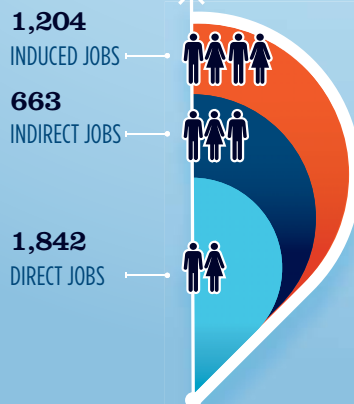


BOAT BUILDING 5%
DLRS/WHOLESALERS 4%
MOTOR/ENG. MFGR. † 0%
ACC./SUPPLIES MFGR. 12%
BOAT SERVICES 79%



ESTIMATED JOBS IMPACT OF RECREATIONAL BOATING-RELATED SPENDING IN WA-6

EST. TOTAL JOBS	▶ 3,709
EST. TOTAL LABOR INCOME	▶ \$153.0 MILLIONS
Est. Direct Income	\$63.8
Est. Indirect Income	\$36.5
Est. Induced Income	\$52.7



RECREATIONAL BOATING INDUSTRY SALES IN WA-6

Boat Building	\$63.0	\$63.0 MILLION
Motor / Engine Mfgr.	\$0.0	\$0.0 MILLION
Accessory / Supplies Mfgr.	\$4.9	\$4.9 MILLION
TOTAL MFGR. SALES	▶ \$67.9	
Dealers / Wholesalers	\$113.0	\$113.0 MILLION
Boat Services	\$224.6	\$224.6 MILLION
TOTAL RETAIL & SERVICES SALES	▶ \$337.6	

BOAT BUILDING 63.0%
DLRS/WHOLESALERS 113.0%
MOTOR/ENG. MFGR. 0.0%
ACC./SUPPLIES MFGR. 4.9%
BOAT SERVICES 224.6%

Source: NMMA's Center of Knowledge; Recreational Marine Research Center at Michigan State University



National Marine Manufacturers Association

nmma.org

ECONOMIC SIGNIFICANCE OF RECREATIONAL BOATING IN WASHINGTON

CONGRESSIONAL DISTRICT 7

Number of Recreational Boats*	16,706
Recreational Boating Industry Businesses	307
Total Jobs	2,690
Annual Recreational Boating-Related Spending	\$132.6 MILLION



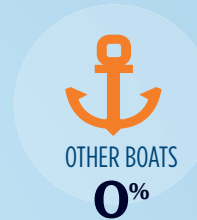

TOTAL ANNUAL ECONOMIC IMPACT OF RECREATIONAL BOATING:

\$323.2 MILLION

RECREATIONAL BOATS IN WA-7

TOTAL BOATS* ▶ 16,706

REGISTERED BOATS	16,706
Power boats	12,955
PWCs	1,038
Sailboats	2,666
Other Boats	47
HOUSEHOLDS PER BOAT	18.8

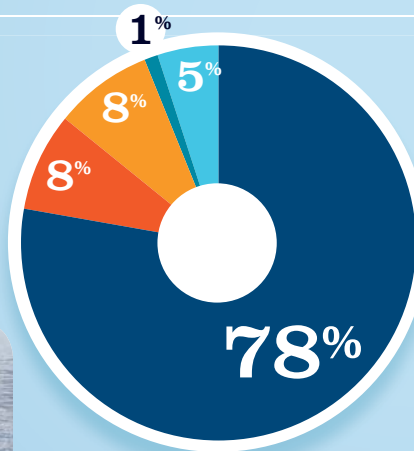


* Total boats are registered boats as reported by states to the USCG.

RECREATIONAL BOATING CREATES JOBS IN WA-7

TOTAL BOATING JOBS ▶ 1,905

Boat Building	89
Motor / Engine Mfgr.	30
Accessory / Supplies Mfgr.	154
Dealers / Wholesalers	149
Boat Services	1,483



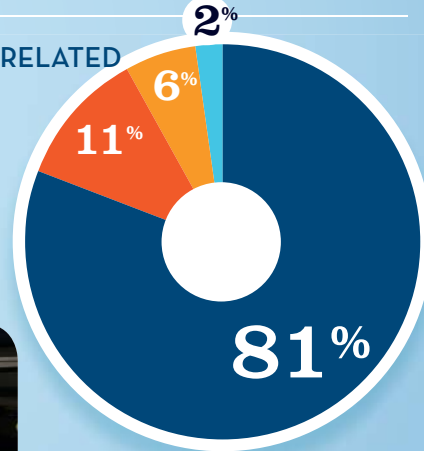
BOAT BUILDING
MOTOR/ENG. MFGR.
ACC./SUPPLIES MFGR.
DLRS/WHOLESALERS
BOAT SERVICES



RECREATIONAL BOATING-RELATED BUSINESSES IN WA-7

TOTAL BUSINESSES ▶ 307

Boat Building	6
Motor / Engine Mfgr.	2
Accessory / Supplies Mfgr.	18
Dealers / Wholesalers	33
Boat Services	248



BOAT BUILDING
MOTOR/ENG. MFGR. +
ACC./SUPPLIES MFGR.
DLRS/WHOLESALERS
BOAT SERVICES

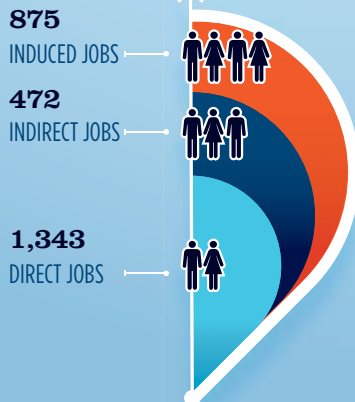


ESTIMATED JOBS IMPACT OF RECREATIONAL BOATING-RELATED SPENDING IN WA-7

EST. TOTAL JOBS ▶ 2,690

EST. TOTAL LABOR INCOME ▶ \$111.3 MILLIONS

Est. Direct Income	\$47.2
Est. Indirect Income	\$25.8
Est. Induced Income	\$38.3



RECREATIONAL BOATING INDUSTRY SALES IN WA-7

Boat Building	\$23.0 MILLION
Motor / Engine Mfgr.	\$50.0 MILLION
Accessory / Supplies Mfgr.	\$25.5 MILLION
TOTAL MFG. SALES	\$98.5
Dealers / Wholesalers	\$71.2 MILLION
Boat Services	\$421.5 MILLION
TOTAL RETAIL & SERVICES SALES	\$492.7

BOAT BUILDING
MOTOR/ENG. MFGR.
ACC./SUPPLIES MFGR.
DLRS/WHOLESALERS
BOAT SERVICES

Source: NMMMA's Center of Knowledge; Recreational Marine Research Center at Michigan State University



National Marine Manufacturers Association

nmma.org

ECONOMIC SIGNIFICANCE OF RECREATIONAL BOATING IN WASHINGTON

CONGRESSIONAL DISTRICT 9

Number of Recreational Boats*	15,043
Recreational Boating Industry Businesses	114
Total Jobs	1,866
Annual Recreational Boating-Related Spending	\$95.2 MILLION




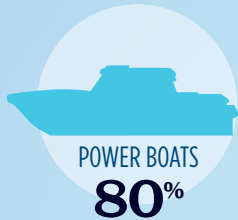
TOTAL ANNUAL ECONOMIC IMPACT OF RECREATIONAL BOATING:

\$229.4 MILLION

RECREATIONAL BOATS IN WA-9

TOTAL BOATS* ▶ 15,043

REGISTERED BOATS	15,043
Power boats	12,095
PWCs	1,878
Sailboats	1,039
Other Boats	31
HOUSEHOLDS PER BOAT	17.5

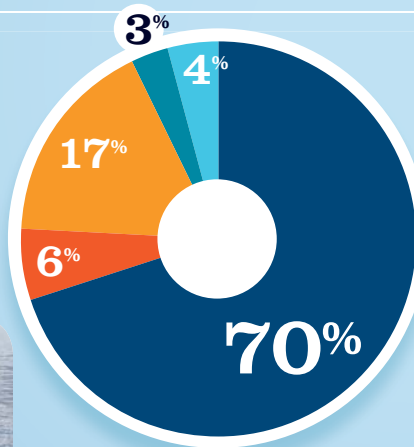


* Total boats are registered boats as reported by states to the USCG.

RECREATIONAL BOATING CREATES JOBS IN WA-9

TOTAL BOATING JOBS ▶ 1,412

Boat Building	53
Motor / Engine Mfgr.	38
Accessory / Supplies Mfgr.	249
Dealers / Wholesalers	88
Boat Services	984



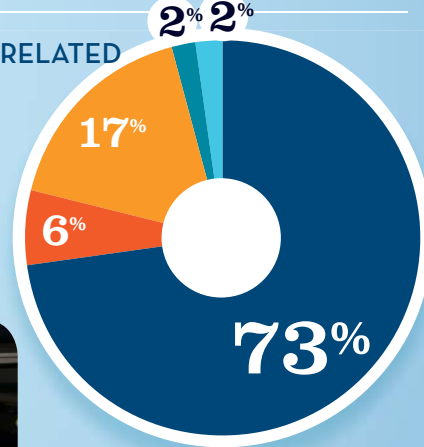
BOAT BUILDING DLRS/WHOLESALEERS
MOTOR/ENG. MFGR. BOAT SERVICES
ACC./SUPPLIES MFGR.



RECREATIONAL BOATING-RELATED BUSINESSES IN WA-9

TOTAL BUSINESSES ▶ 114

Boat Building	2
Motor / Engine Mfgr.	2
Accessory / Supplies Mfgr.	20
Dealers / Wholesalers	7
Boat Services	83



BOAT BUILDING DLRS/WHOLESALEERS
MOTOR/ENG. MFGR. BOAT SERVICES
ACC./SUPPLIES MFGR.

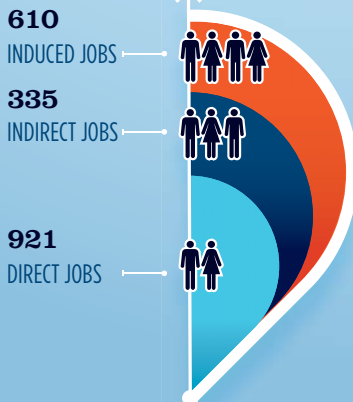


ESTIMATED JOBS IMPACT OF RECREATIONAL BOATING-RELATED SPENDING IN WA-9

EST. TOTAL JOBS ▶ 1,866

EST. TOTAL LABOR INCOME ▶ \$77.6 MILLIONS

Est. Direct Income	\$32.4
Est. Indirect Income	\$18.5
Est. Induced Income	\$26.7

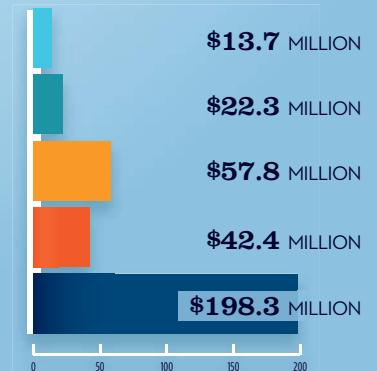


RECREATIONAL BOATING INDUSTRY SALES IN WA-9

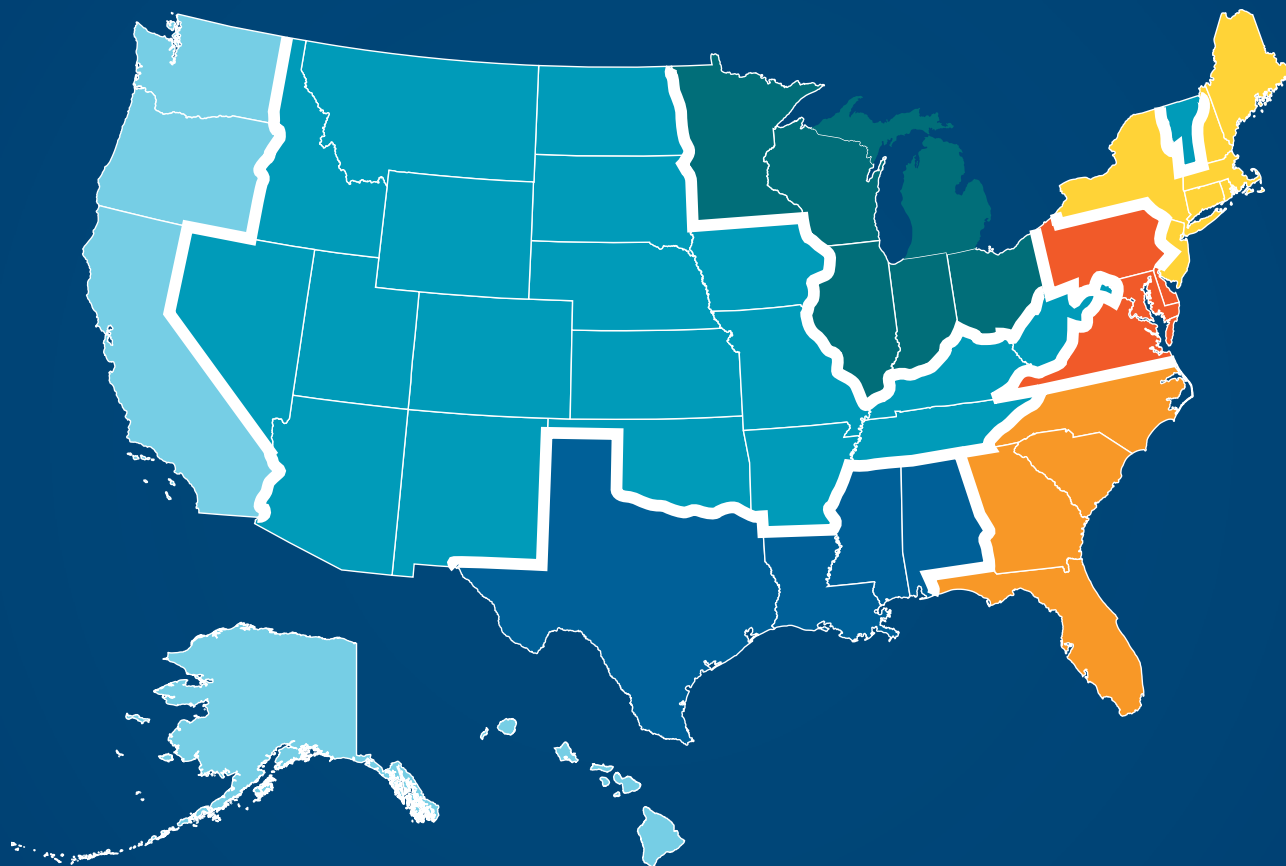
Boat Building	\$13.7
Motor / Engine Mfgr.	\$22.3
Accessory / Supplies Mfgr.	\$57.8
TOTAL MFGR. SALES	▶ \$93.8

Dealers / Wholesalers	\$42.4
Boat Services	\$198.3
TOTAL RETAIL & SERVICES SALES	▶ \$240.7

BOAT BUILDING DLRS/WHOLESALEERS
MOTOR/ENG. MFGR. BOAT SERVICES
ACC./SUPPLIES MFGR.



Source: NMMMA's Center of Knowledge; Recreational Marine Research Center at Michigan State University



SOUTH ATLANTIC





National Marine Manufacturers Association

nmma.org

ECONOMIC SIGNIFICANCE OF RECREATIONAL BOATING IN FLORIDA



TOTAL ANNUAL ECONOMIC IMPACT OF RECREATIONAL BOATING:

\$10.35 BILLION

Number of Recreational Boats*	865,287
Recreational Boating Industry Businesses	5,539
Total Jobs	82,752
Annual Recreational Boating-Related Spending	\$4.3 BILLION


RECREATIONAL BOATS IN FLORIDA

TOTAL BOATS* ▶ **865,287**

REGISTERED BOATS **865,287**

Power boats	722,742
PWCs	97,375
Sailboats	23,404
Other Boats	21,766

HOUSEHOLDS PER BOAT **8.6**

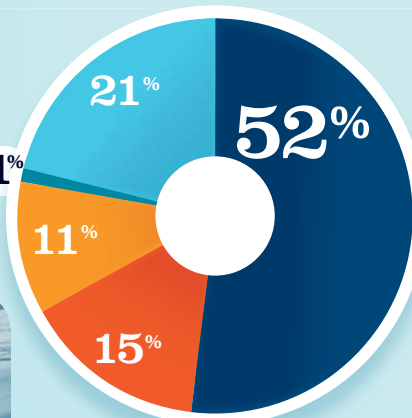


* Total boats are registered boats as reported by states to the USCG.

RECREATIONAL BOATING CREATES JOBS IN FLORIDA

TOTAL BOATING JOBS ▶ **43,859**

Boat Building	9,336
Motor / Engine Mfg.	380
Accessory / Supplies Mfg.	4,771
Dealers / Wholesalers	6,754
Boat Services	22,618

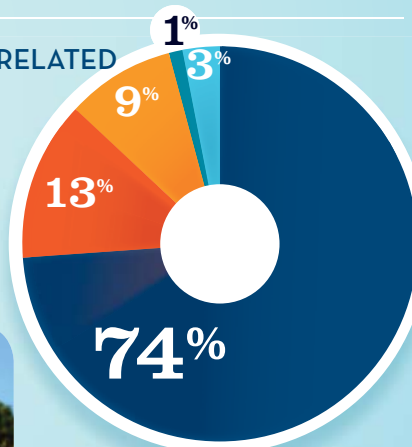


● BOAT BUILDING
 ● DLRS/WHOLESALEERS
● MOTOR/ENG. MFG.
 ● BOAT SERVICES
● ACC./SUPPLIES MFG.

RECREATIONAL BOATING-RELATED BUSINESSES IN FLORIDA

TOTAL BUSINESSES ▶ **5,539**

Boat Building	172
Motor / Engine Mfg.	23
Accessory / Supplies Mfg.	492
Dealers / Wholesalers	732
Boat Services	4,120



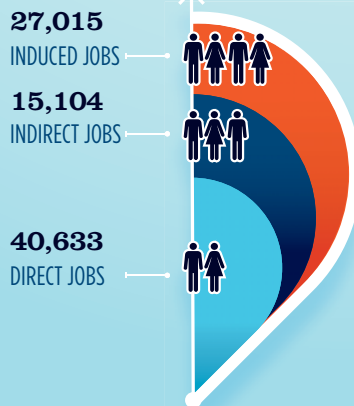
● BOAT BUILDING
 ● DLRS/WHOLESALEERS
● MOTOR/ENG. MFG.
 ● BOAT SERVICES
● ACC./SUPPLIES MFG.

ESTIMATED JOBS IMPACT OF RECREATIONAL BOATING-RELATED SPENDING IN FLORIDA

EST. TOTAL JOBS ▶ **82,752**

EST. TOTAL LABOR INCOME **\$3,434.1** MILLIONS

Est. Direct Income	\$1,412.4
Est. Indirect Income	\$839.2
Est. Induced Income	\$1,182.5



RECREATIONAL BOATING INDUSTRY SALES IN FLORIDA

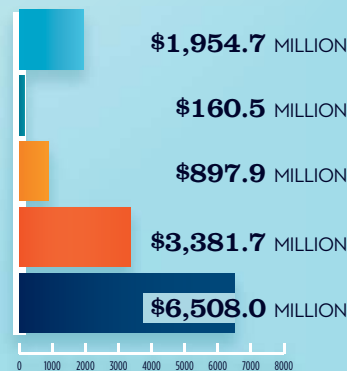
Boat Building	\$1,954.7	MILLION
Motor / Engine Mfg.	\$160.5	MILLION
Accessory / Supplies Mfg.	\$897.9	MILLION

TOTAL MFG. SALES ▶ **\$3,013.1**

Dealers / Wholesalers	\$3,381.7	MILLION
Boat Services	\$6,508.0	MILLION

TOTAL RETAIL & SERVICES SALES ▶ **\$9,889.7**

● BOAT BUILDING
 ● DLRS/WHOLESALEERS
● MOTOR/ENG. MFG.
 ● BOAT SERVICES
● ACC./SUPPLIES MFG.





National Marine Manufacturers Association

nmma.org

ECONOMIC SIGNIFICANCE OF RECREATIONAL BOATING IN FLORIDA

CONGRESSIONAL DISTRICT 1

Number of Recreational Boats*	52,434
Recreational Boating Industry Businesses	287
Total Jobs	4,410
Annual Recreational Boating-Related Spending	\$233.3 MILLION




TOTAL ANNUAL ECONOMIC IMPACT OF RECREATIONAL BOATING:

\$552.8 MILLION

RECREATIONAL BOATS IN FL-1

TOTAL BOATS* ▶ **52,434**

REGISTERED BOATS	52,434
Power boats	44,624
PWCs	6,059
Sailboats	1,567
Other Boats	184
HOUSEHOLDS PER BOAT	5.2

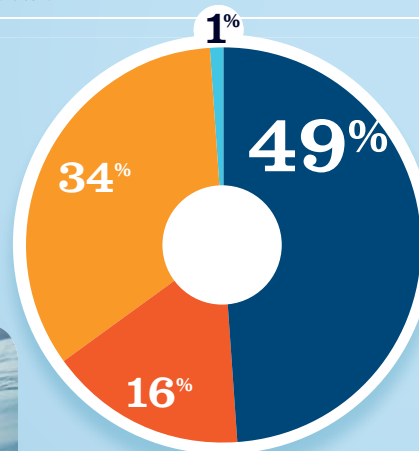


* Total boats are registered boats as reported by states to the USCG.

RECREATIONAL BOATING CREATES JOBS IN FL-1

TOTAL BOATING JOBS ▶ **2,327**

Boat Building	35
Motor / Engine Mfgr.	-
Accessory / Supplies Mfgr.	782
Dealers / Wholesalers	370
Boat Services	1,140



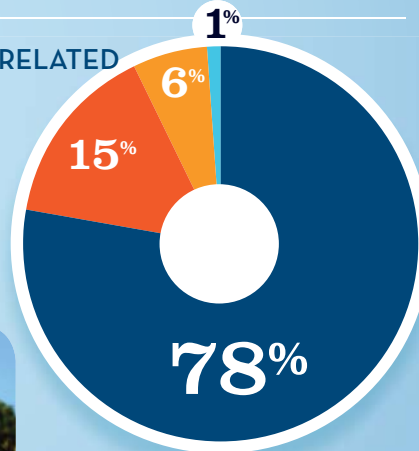
BOAT BUILDING 1%
MOTOR/ENG. MFG. † 0%
ACC./SUPPLIES MFG. 34%
DLRS/WHOLESALERS 16%
BOAT SERVICES 49%



RECREATIONAL BOATING-RELATED BUSINESSES IN FL-1

TOTAL BUSINESSES ▶ **287**

Boat Building	3
Motor / Engine Mfgr.	-
Accessory / Supplies Mfgr.	17
Dealers / Wholesalers	44
Boat Services	223



BOAT BUILDING 1%
MOTOR/ENG. MFG. † 0%
ACC./SUPPLIES MFG. 15%
DLRS/WHOLESALERS 6%
BOAT SERVICES 78%

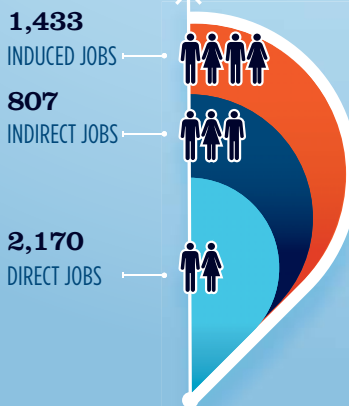


ESTIMATED JOBS IMPACT OF RECREATIONAL BOATING-RELATED SPENDING IN FL-1

EST. TOTAL JOBS ▶ **4,410**

EST. TOTAL LABOR INCOME ▶ **\$182.1** MILLIONS

Est. Direct Income	\$74.5
Est. Indirect Income	\$44.9
Est. Induced Income	\$62.7



RECREATIONAL BOATING INDUSTRY SALES IN FL-1

Boat Building	\$9.0	\$9.0 MILLION
Motor / Engine Mfgr.	\$0.0	\$0.0 MILLION
Accessory / Supplies Mfgr.	\$18.9	\$18.9 MILLION
TOTAL MFG. SALES	\$27.9	
Dealers / Wholesalers	\$174.8	\$174.8 MILLION
Boat Services	\$292.3	\$292.3 MILLION
TOTAL RETAIL & SERVICES SALES	\$467.1	

BOAT BUILDING
MOTOR/ENG. MFG.
ACC./SUPPLIES MFG.
DLRS/WHOLESALERS
BOAT SERVICES

Source: NMMMA's Center of Knowledge; Recreational Marine Research Center at Michigan State University



National Marine Manufacturers Association

nmma.org

ECONOMIC SIGNIFICANCE OF RECREATIONAL BOATING IN FLORIDA

CONGRESSIONAL DISTRICT 2

Number of Recreational Boats*	56,229
Recreational Boating Industry Businesses	182
Total Jobs	3,895
Annual Recreational Boating-Related Spending	\$209.8 MILLION



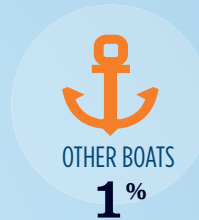

TOTAL ANNUAL ECONOMIC IMPACT OF RECREATIONAL BOATING:

\$493.1 MILLION

RECREATIONAL BOATS IN FL-2

TOTAL BOATS* ▶ 56,229

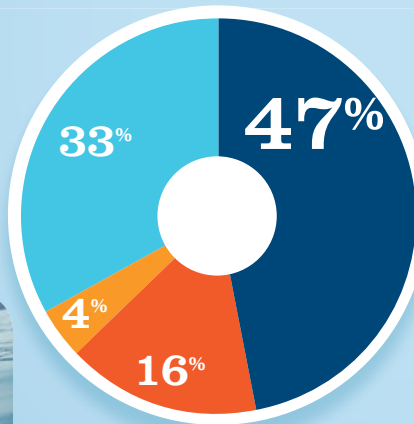
REGISTERED BOATS	56,229
Power boats	51,096
PWCs	3,672
Sailboats	967
Other Boats	494
HOUSEHOLDS PER BOAT	4.8



* Total boats are registered boats as reported by states to the USCG.

RECREATIONAL BOATING CREATES JOBS IN FL-2

TOTAL BOATING JOBS	▶ 1,116
Boat Building	370
Motor / Engine Mfg.	-
Accessory / Supplies Mfg.	42
Dealers / Wholesalers	184
Boat Services	520

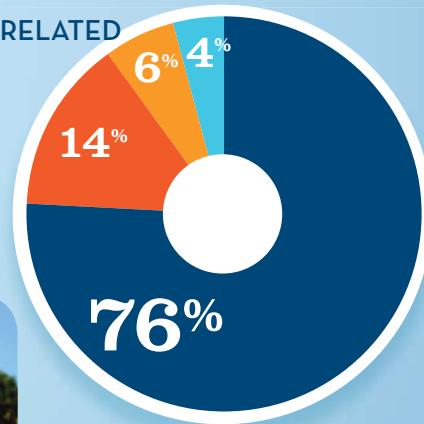


● BOAT BUILDING
 ● DLRS/WHOLESALERS
 ● MOTOR/ENG. MFG. †
 ● BOAT SERVICES
 ● ACC./SUPPLIES MFG. † 0%



RECREATIONAL BOATING-RELATED BUSINESSES IN FL-2

TOTAL BUSINESSES	▶ 182
Boat Building	8
Motor / Engine Mfg.	-
Accessory / Supplies Mfg.	10
Dealers / Wholesalers	26
Boat Services	138

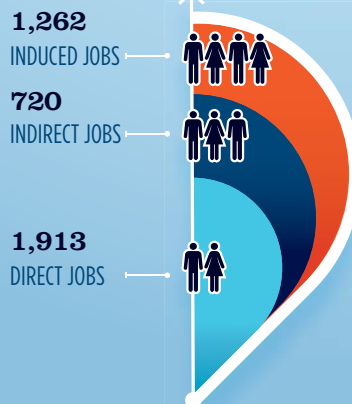


● BOAT BUILDING
 ● DLRS/WHOLESALERS
 ● MOTOR/ENG. MFG. †
 ● BOAT SERVICES
 ● ACC./SUPPLIES MFG. † 0%



ESTIMATED JOBS IMPACT OF RECREATIONAL BOATING-RELATED SPENDING IN FL-2

EST. TOTAL JOBS	▶ 3,895
EST. TOTAL LABOR INCOME	▶ \$160.4 MILLIONS
Est. Direct Income	\$64.9
Est. Indirect Income	\$40.3
Est. Induced Income	\$55.2



RECREATIONAL BOATING INDUSTRY SALES IN FL-2

Boat Building	\$95.5 MILLION
Motor / Engine Mfg.	\$0.0 MILLION
Accessory / Supplies Mfg.	\$10.3 MILLION
TOTAL MFG. SALES	▶ \$105.8 MILLION
Dealers / Wholesalers	\$86.7 MILLION
Boat Services	\$123.7 MILLION
TOTAL RETAIL & SERVICES SALES	▶ \$210.4 MILLION

● BOAT BUILDING
 ● DLRS/WHOLESALERS
 ● MOTOR/ENG. MFG.
 ● BOAT SERVICES
 ● ACC./SUPPLIES MFG.

Source: NMMMA's Center of Knowledge; Recreational Marine Research Center at Michigan State University



National Marine Manufacturers Association

nmma.org

ECONOMIC SIGNIFICANCE OF RECREATIONAL BOATING IN FLORIDA

CONGRESSIONAL DISTRICT 3

Number of Recreational Boats*	43,699
Recreational Boating Industry Businesses	65
Total Jobs	3,312
Annual Recreational Boating-Related Spending	\$177.0 MILLION





TOTAL ANNUAL ECONOMIC IMPACT OF RECREATIONAL BOATING:

\$417.7 MILLION

RECREATIONAL BOATS IN FL-3

TOTAL BOATS* **▶ 43,699**

REGISTERED BOATS	43,699
Power boats	38,248
PWCs	3,257
Sailboats	1,059
Other Boats	1,135
HOUSEHOLDS PER BOAT	6.1

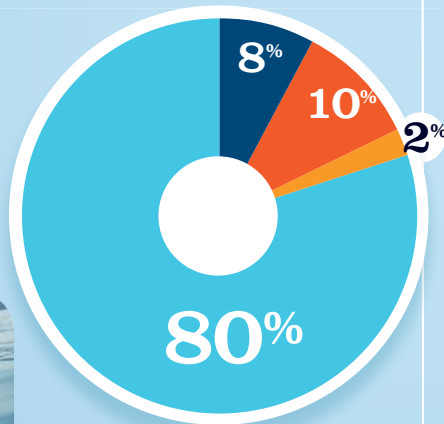


* Total boats are registered boats as reported by states to the USCG.

RECREATIONAL BOATING CREATES JOBS IN FL-3

TOTAL BOATING JOBS **▶ 1,292**

Boat Building	1,028
Motor / Engine Mfg.	-
Accessory / Supplies Mfg.	26
Dealers / Wholesalers	133
Boat Services	105

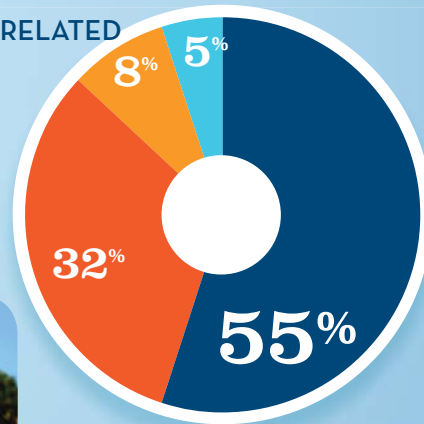


BOAT BUILDING DLRS/WHOLESALERS
MOTOR/ENG. MFG. † BOAT SERVICES
ACC./SUPPLIES MFG. †0%

RECREATIONAL BOATING-RELATED BUSINESSES IN FL-3

TOTAL BUSINESSES **▶ 65**

Boat Building	3
Motor / Engine Mfg.	-
Accessory / Supplies Mfg.	5
Dealers / Wholesalers	21
Boat Services	36



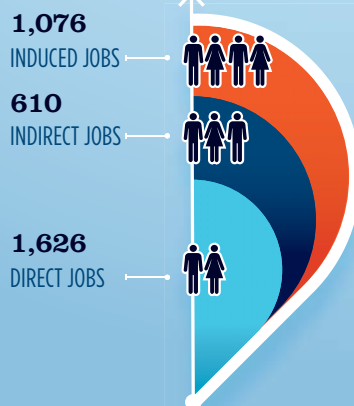
BOAT BUILDING DLRS/WHOLESALERS
MOTOR/ENG. MFG. † BOAT SERVICES
ACC./SUPPLIES MFG. †0%

ESTIMATED JOBS IMPACT OF RECREATIONAL BOATING-RELATED SPENDING IN FL-3

EST. TOTAL JOBS **▶ 3,312**

EST. TOTAL LABOR INCOME **▶ \$136.8** MILLIONS

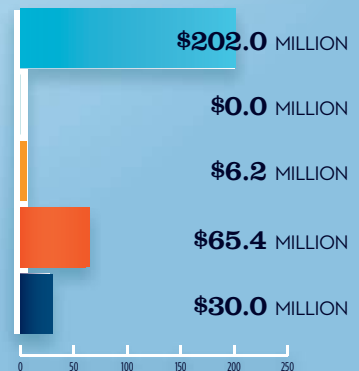
Est. Direct Income	\$55.6
Est. Indirect Income	\$34.1
Est. Induced Income	\$47.1



RECREATIONAL BOATING INDUSTRY SALES IN FL-3

Boat Building	\$202.0
Motor / Engine Mfg.	\$0.0
Accessory / Supplies Mfg.	\$6.2
TOTAL MFG. SALES	▶ \$208.2
Dealers / Wholesalers	\$65.4
Boat Services	\$30.0
TOTAL RETAIL & SERVICES SALES	▶ \$95.4

BOAT BUILDING	DLRS/WHOLESALERS
MOTOR/ENG. MFG.	BOAT SERVICES
ACC./SUPPLIES MFG.	



Source: NMMMA's Center of Knowledge; Recreational Marine Research Center at Michigan State University



National Marine Manufacturers Association

nmma.org

ECONOMIC SIGNIFICANCE OF RECREATIONAL BOATING IN FLORIDA

CONGRESSIONAL DISTRICT 4

Number of Recreational Boats*	31,133
Recreational Boating Industry Businesses	164
Total Jobs	2,687
Annual Recreational Boating-Related Spending	\$142.4 MILLION



TOTAL ANNUAL ECONOMIC IMPACT OF RECREATIONAL BOATING:

\$337.5 MILLION

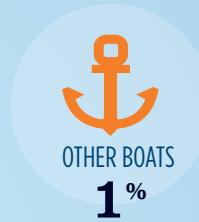

RECREATIONAL BOATS IN FL-4

TOTAL BOATS* **31,133**

REGISTERED BOATS **31,133**

Power boats	26,537
PWCs	3,685
Sailboats	754
Other Boats	157

HOUSEHOLDS PER BOAT **9.0**

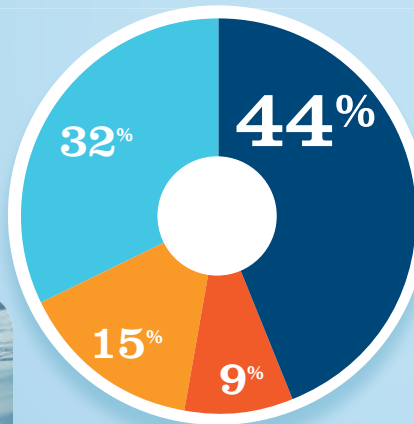


* Total boats are registered boats as reported by states to the USCG.

RECREATIONAL BOATING CREATES JOBS IN FL-4

TOTAL BOATING JOBS **1,268**

Boat Building	401
Motor / Engine Mfg.	-
Accessory / Supplies Mfg.	188
Dealers / Wholesalers	118
Boat Services	561



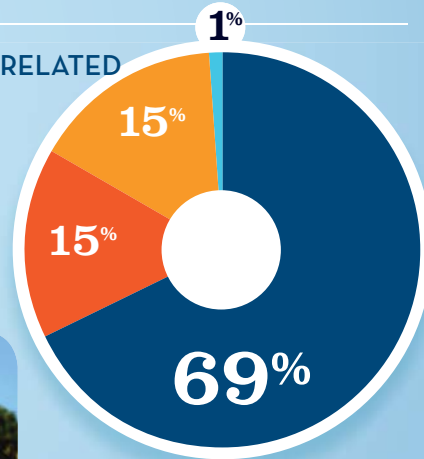
● BOAT BUILDING
 ● DLRS/WHOLESALERS
 ● MOTOR/ENG. MFG. †
 ● BOAT SERVICES
 ● † 0%



RECREATIONAL BOATING-RELATED BUSINESSES IN FL-4

TOTAL BUSINESSES **164**

Boat Building	2
Motor / Engine Mfg.	-
Accessory / Supplies Mfg.	24
Dealers / Wholesalers	24
Boat Services	114



● BOAT BUILDING
 ● DLRS/WHOLESALERS
 ● MOTOR/ENG. MFG. †
 ● BOAT SERVICES
 ● † 0%

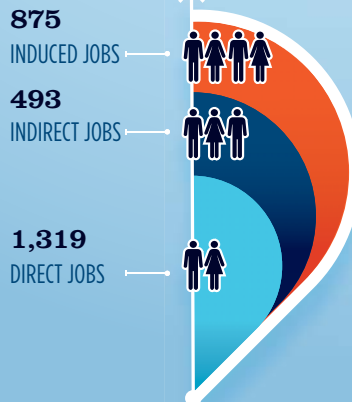


ESTIMATED JOBS IMPACT OF RECREATIONAL BOATING-RELATED SPENDING IN FL-4

EST. TOTAL JOBS **2,687**

EST. TOTAL LABOR INCOME **\$111.2** MILLIONS

Est. Direct Income	\$45.5
Est. Indirect Income	\$27.4
Est. Induced Income	\$38.3



RECREATIONAL BOATING INDUSTRY SALES IN FL-4

Boat Building	\$46.5	\$46.5 MILLION
Motor / Engine Mfg.	\$0.0	\$0.0 MILLION
Accessory / Supplies Mfg.	\$37.4	\$37.4 MILLION
TOTAL MFG. SALES	\$83.9	
Dealers / Wholesalers	\$56.6	\$56.6 MILLION
Boat Services	\$155.3	\$155.3 MILLION
TOTAL RETAIL & SERVICES SALES	\$211.9	

● BOAT BUILDING
 ● DLRS/WHOLESALERS
 ● MOTOR/ENG. MFG.
 ● BOAT SERVICES
 ● ACC./SUPPLIES MFG.



National Marine Manufacturers Association

nmma.org

ECONOMIC SIGNIFICANCE OF RECREATIONAL BOATING IN FLORIDA

CONGRESSIONAL DISTRICT 5

Number of Recreational Boats*	21,805
Recreational Boating Industry Businesses	115
Total Jobs	1,803
Annual Recreational Boating-Related Spending	\$95.8 MILLION




TOTAL ANNUAL ECONOMIC IMPACT OF RECREATIONAL BOATING:

\$226.8 MILLION

RECREATIONAL BOATS IN FL-5

TOTAL BOATS* **21,805**

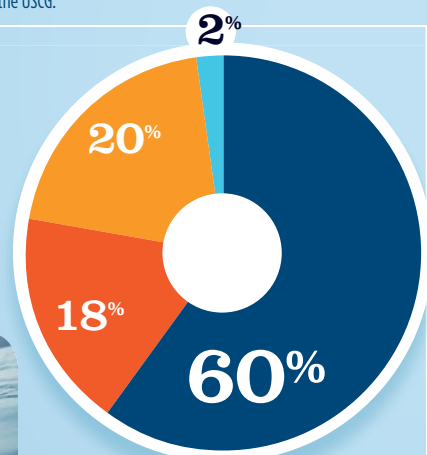
REGISTERED BOATS	21,805
Power boats	18,520
PWCs	2,374
Sailboats	520
Other Boats	391
HOUSEHOLDS PER BOAT	11.9



* Total boats are registered boats as reported by states to the USCG.

RECREATIONAL BOATING CREATES JOBS IN FL-5

TOTAL BOATING JOBS	711
Boat Building	12
Motor / Engine Mfgr.	-
Accessory / Supplies Mfgr.	142
Dealers / Wholesalers	129
Boat Services	428

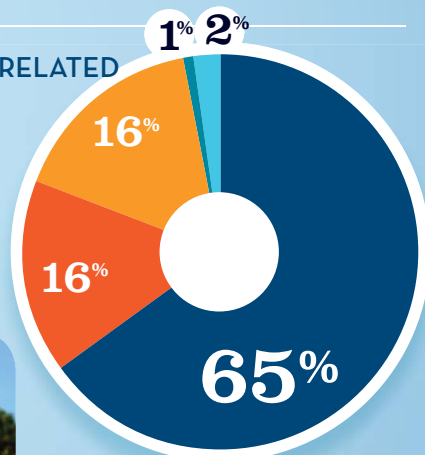


BOAT BUILDING 2%
DLRS/WHOLESALERS 18%
MOTOR/ENG. MFGR. + 0%
ACC./SUPPLIES MFGR. 20%
BOAT SERVICES 60%



RECREATIONAL BOATING-RELATED BUSINESSES IN FL-5

TOTAL BUSINESSES	115
Boat Building	3
Motor / Engine Mfgr.	1
Accessory / Supplies Mfgr.	18
Dealers / Wholesalers	18
Boat Services	75




BOAT BUILDING 1%
DLRS/WHOLESALERS 16%
MOTOR/ENG. MFGR. 2%
ACC./SUPPLIES MFGR. 16%
BOAT SERVICES 65%



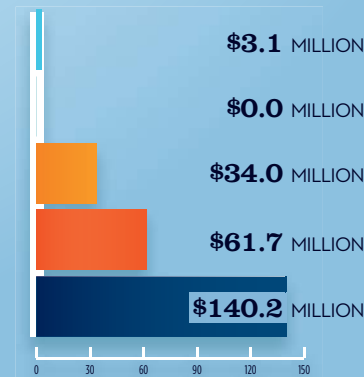
ESTIMATED JOBS IMPACT OF RECREATIONAL BOATING-RELATED SPENDING IN FL-5

EST. TOTAL JOBS	1,803
EST. TOTAL LABOR INCOME (MILLIONS)	\$74.7
Est. Direct Income	\$30.5
Est. Indirect Income	\$18.5
Est. Induced Income	\$25.7



RECREATIONAL BOATING INDUSTRY SALES IN FL-5

Boat Building	\$3.1	\$3.1 MILLION
Motor / Engine Mfgr.	\$0.0	\$0.0 MILLION
Accessory / Supplies Mfgr.	\$34.0	\$34.0 MILLION
TOTAL MFGR. SALES	\$37.1	
Dealers / Wholesalers	\$61.7	\$61.7 MILLION
Boat Services	\$140.2	\$140.2 MILLION
TOTAL RETAIL & SERVICES SALES	\$201.9	



BOAT BUILDING 3.1%
DLRS/WHOLESALERS 61.7%
MOTOR/ENG. MFGR. 0.0%
ACC./SUPPLIES MFGR. 34.0%
BOAT SERVICES 140.2%



National Marine Manufacturers Association

nmma.org

ECONOMIC SIGNIFICANCE OF RECREATIONAL BOATING IN FLORIDA

CONGRESSIONAL DISTRICT 6

Number of Recreational Boats*	44,974
Recreational Boating Industry Businesses	226
Total Jobs	10,336
Annual Recreational Boating-Related Spending	\$206.3 MILLION



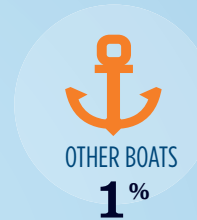
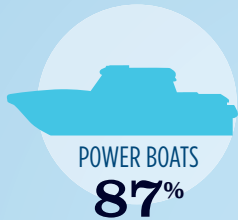
TOTAL ANNUAL ECONOMIC IMPACT OF RECREATIONAL BOATING:

\$489.2 MILLION

RECREATIONAL BOATS IN FL-6

TOTAL BOATS* **44,974**

REGISTERED BOATS	44,974
Power boats	39,045
PWCs	4,254
Sailboats	1,198
Other Boats	477
HOUSEHOLDS PER BOAT	6.6

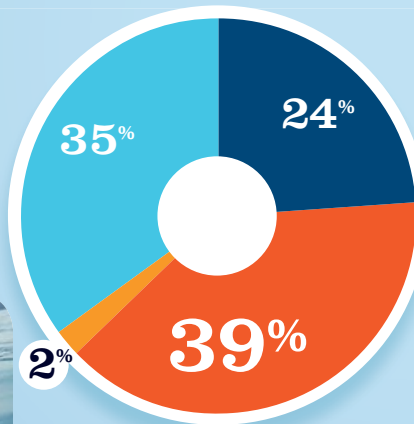


* Total boats are registered boats as reported by states to the USCG.

RECREATIONAL BOATING CREATES JOBS IN FL-6

TOTAL BOATING JOBS **2,729**

Boat Building	954
Motor / Engine Mfgr.	12
Accessory / Supplies Mfgr.	53
Dealers / Wholesalers	1,067
Boat Services	643



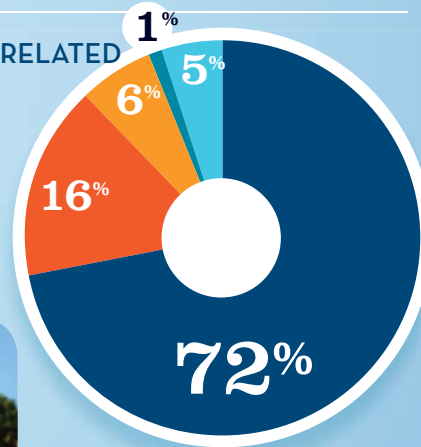
BOAT BUILDING DLRS/WHOLESALERS
MOTOR/ENG. MFGR. + BOAT SERVICES
ACC./SUPPLIES MFGR. + 0%



RECREATIONAL BOATING-RELATED BUSINESSES IN FL-6

TOTAL BUSINESSES **226**

Boat Building	12
Motor / Engine Mfgr.	2
Accessory / Supplies Mfgr.	13
Dealers / Wholesalers	37
Boat Services	162



BOAT BUILDING DLRS/WHOLESALERS
MOTOR/ENG. MFGR. BOAT SERVICES
ACC./SUPPLIES MFGR.




ESTIMATED JOBS IMPACT OF RECREATIONAL BOATING-RELATED SPENDING IN FL-6

EST. TOTAL JOBS **10,336**

EST. TOTAL LABOR INCOME **\$161.3** MILLIONS

Est. Direct Income	\$66.0
Est. Indirect Income	\$39.8
Est. Induced Income	\$55.5



RECREATIONAL BOATING INDUSTRY SALES IN FL-6

Boat Building	\$117.1	MILLIONS
Motor / Engine Mfgr.	\$7.1	MILLIONS
Accessory / Supplies Mfgr.	\$11.3	MILLIONS
TOTAL MFGR. SALES	\$135.5	
Dealers / Wholesalers	\$674.2	MILLIONS
Boat Services	\$156.1	MILLIONS
TOTAL RETAIL & SERVICES SALES	\$830.3	

BOAT BUILDING DLRS/WHOLESALERS
MOTOR/ENG. MFGR. BOAT SERVICES
ACC./SUPPLIES MFGR.

Source: NMMMA's Center of Knowledge; Recreational Marine Research Center at Michigan State University



National Marine Manufacturers Association

nmma.org

ECONOMIC SIGNIFICANCE OF RECREATIONAL BOATING IN FLORIDA

CONGRESSIONAL DISTRICT 7

Number of Recreational Boats*	24,597
Recreational Boating Industry Businesses	63
Total Jobs	1,925
Annual Recreational Boating-Related Spending	\$103.2 MILLION

TOTAL ANNUAL ECONOMIC IMPACT OF RECREATIONAL BOATING:

\$243.5 MILLION



RECREATIONAL BOATS IN FL-7

TOTAL BOATS* **24,597**

REGISTERED BOATS **24,597**

Power boats	20,109
PWCs	3,575
Sailboats	426
Other Boats	487

HOUSEHOLDS PER BOAT **11.0**

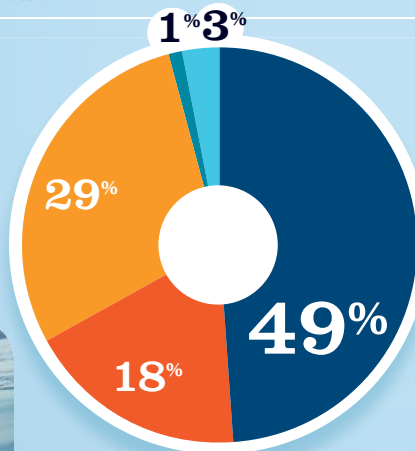


* Total boats are registered boats as reported by states to the USCG.

RECREATIONAL BOATING CREATES JOBS IN FL-7

TOTAL BOATING JOBS **304**

Boat Building	8
Motor / Engine Mfgr.	4
Accessory / Supplies Mfgr.	88
Dealers / Wholesalers	56
Boat Services	148



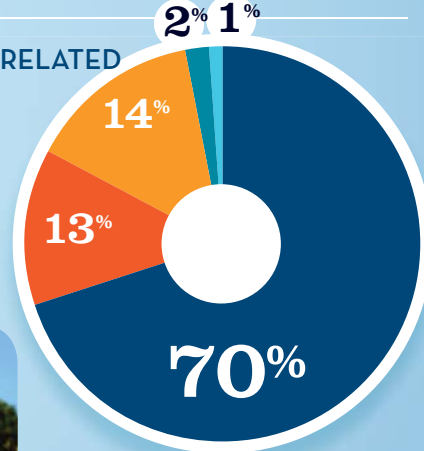
BOAT BUILDING
MOTOR/ENG. MFGR.
ACC./SUPPLIES MFGR.
DLRS/WHOLESALERS
BOAT SERVICES



RECREATIONAL BOATING-RELATED BUSINESSES IN FL-7

TOTAL BUSINESSES **63**

Boat Building	1
Motor / Engine Mfgr.	1
Accessory / Supplies Mfgr.	9
Dealers / Wholesalers	8
Boat Services	44



BOAT BUILDING
MOTOR/ENG. MFGR.
ACC./SUPPLIES MFGR.
DLRS/WHOLESALERS
BOAT SERVICES

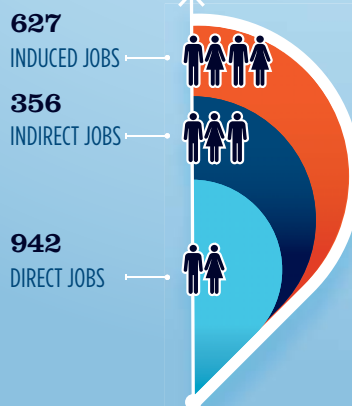


ESTIMATED JOBS IMPACT OF RECREATIONAL BOATING-RELATED SPENDING IN FL-7

EST. TOTAL JOBS **1,925**

EST. TOTAL LABOR INCOME **\$79.6** MILLIONS

Est. Direct Income	\$32.3
Est. Indirect Income	\$19.9
Est. Induced Income	\$27.4



RECREATIONAL BOATING INDUSTRY SALES IN FL-7

Boat Building	\$2.1	\$2.1 MILLION
Motor / Engine Mfgr.	\$2.4	\$2.4 MILLION
Accessory / Supplies Mfgr.	\$21.8	\$21.8 MILLION
Dealers / Wholesalers	\$26.4	\$26.4 MILLION
Boat Services	\$42.8	\$42.8 MILLION
TOTAL MFGR. SALES	\$26.3	
TOTAL RETAIL & SERVICES SALES	\$69.2	

BOAT BUILDING
MOTOR/ENG. MFGR.
ACC./SUPPLIES MFGR.
DLRS/WHOLESALERS
BOAT SERVICES

Source: NMMMA's Center of Knowledge; Recreational Marine Research Center at Michigan State University



National Marine Manufacturers Association

nmma.org

ECONOMIC SIGNIFICANCE OF RECREATIONAL BOATING IN FLORIDA

CONGRESSIONAL DISTRICT 8

Number of Recreational Boats*	43,173
Recreational Boating Industry Businesses	246
Total Jobs	3,848
Annual Recreational Boating-Related Spending	\$202.3 MILLION



TOTAL ANNUAL ECONOMIC IMPACT OF RECREATIONAL BOATING:

\$480.8 MILLION



RECREATIONAL BOATS IN FL-8

TOTAL BOATS* ▶ 43,173

REGISTERED BOATS 43,173

Power boats	35,972
PWCs	4,115
Sailboats	1,696
Other Boats	1,390

HOUSEHOLDS PER BOAT 6.9

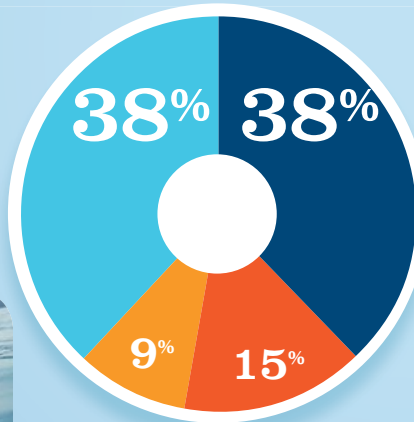


* Total boats are registered boats as reported by states to the USCG.

RECREATIONAL BOATING CREATES JOBS IN FL-8

TOTAL BOATING JOBS ▶ 1,830

Boat Building	695
Motor / Engine Mfgr.	-
Accessory / Supplies Mfgr.	171
Dealers / Wholesalers	264
Boat Services	700



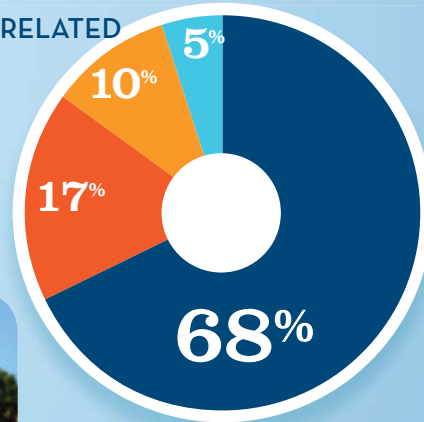
● BOAT BUILDING
 ● DLRS/WHOLESALERS
 ● MOTOR/ENG. MFGR. †
 ● BOAT SERVICES
 ● ACC./SUPPLIES MFGR.
 ● † 0%



RECREATIONAL BOATING-RELATED BUSINESSES IN FL-8

TOTAL BUSINESSES ▶ 246

Boat Building	12
Motor / Engine Mfgr.	-
Accessory / Supplies Mfgr.	25
Dealers / Wholesalers	42
Boat Services	167



● BOAT BUILDING
 ● DLRS/WHOLESALERS
 ● MOTOR/ENG. MFGR. †
 ● BOAT SERVICES
 ● ACC./SUPPLIES MFGR.
 ● † 0%

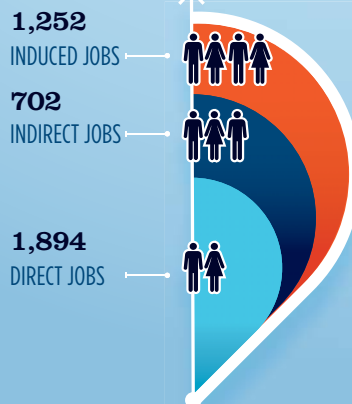


ESTIMATED JOBS IMPACT OF RECREATIONAL BOATING-RELATED SPENDING IN FL-8

EST. TOTAL JOBS ▶ 3,848

EST. TOTAL LABOR INCOME ▶ \$159.1 MILLIONS

Est. Direct Income	\$65.3
Est. Indirect Income	\$39.0
Est. Induced Income	\$54.8

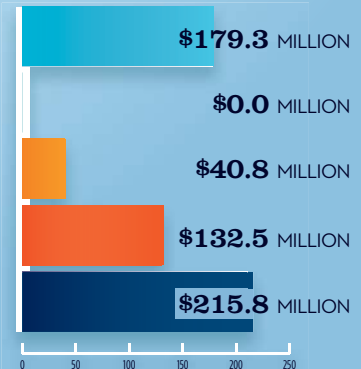


RECREATIONAL BOATING INDUSTRY SALES IN FL-8

Boat Building	\$179.3
Motor / Engine Mfgr.	\$0.0
Accessory / Supplies Mfgr.	\$40.8
TOTAL MFG. SALES	\$220.1

TOTAL RETAIL & SERVICES SALES ▶ \$348.3

● BOAT BUILDING
 ● DLRS/WHOLESALERS
 ● MOTOR/ENG. MFGR.
 ● BOAT SERVICES
 ● ACC./SUPPLIES MFGR.



Source: NMMMA's Center of Knowledge; Recreational Marine Research Center at Michigan State University



National Marine Manufacturers Association

nmma.org

ECONOMIC SIGNIFICANCE OF RECREATIONAL BOATING IN FLORIDA

CONGRESSIONAL DISTRICT 9

Number of Recreational Boats*	15,509
Recreational Boating Industry Businesses	40
Total Jobs	1,126
Annual Recreational Boating-Related Spending	\$60.8 MILLION

TOTAL ANNUAL ECONOMIC IMPACT OF RECREATIONAL BOATING:


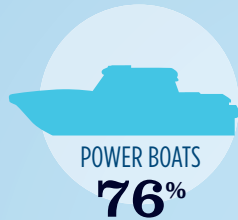
\$143.1 MILLION



RECREATIONAL BOATS IN FL-9

TOTAL BOATS* **15,509**

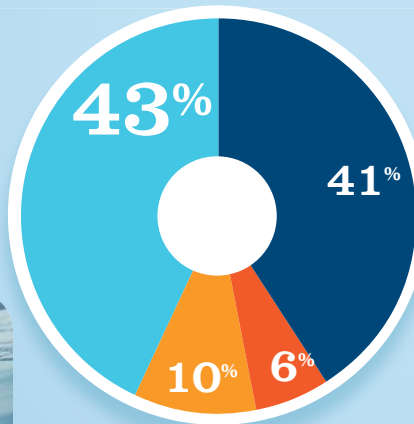
REGISTERED BOATS	15,509
Power boats	11,797
PWCs	2,885
Sailboats	194
Other Boats	633
HOUSEHOLDS PER BOAT	15.8



* Total boats are registered boats as reported by states to the USCG.

RECREATIONAL BOATING CREATES JOBS IN FL-9

TOTAL BOATING JOBS	807
Boat Building	350
Motor / Engine Mfg.	-
Accessory / Supplies Mfg.	77
Dealers / Wholesalers	49
Boat Services	331

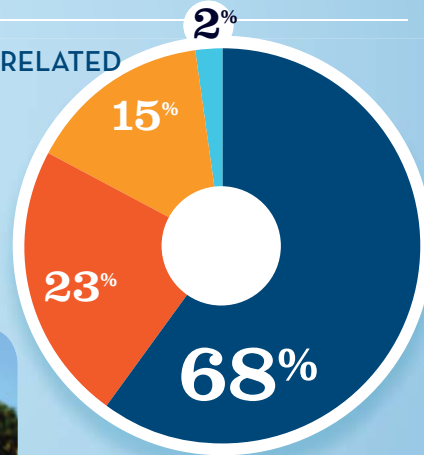


BOAT BUILDING 43%
MOTOR/ENG. MFG. † 10%
ACC./SUPPLIES MFG. 0%
DLRS/WHOLESALERS 6%
BOAT SERVICES 41%



RECREATIONAL BOATING-RELATED BUSINESSES IN FL-9

TOTAL BUSINESSES	40
Boat Building	1
Motor / Engine Mfg.	-
Accessory / Supplies Mfg.	6
Dealers / Wholesalers	9
Boat Services	24

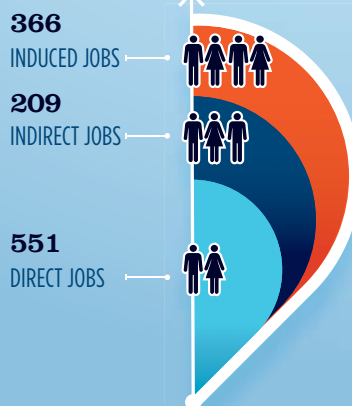


BOAT BUILDING 2%
MOTOR/ENG. MFG. † 23%
ACC./SUPPLIES MFG. 15%
DLRS/WHOLESALERS 15%
BOAT SERVICES 68%



ESTIMATED JOBS IMPACT OF RECREATIONAL BOATING-RELATED SPENDING IN FL-9

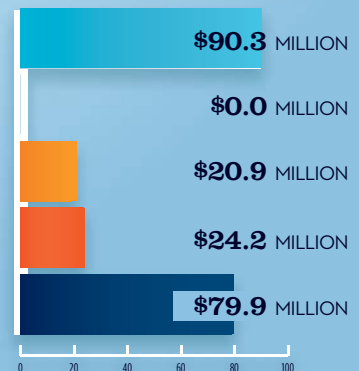
EST. TOTAL JOBS	11,126
EST. TOTAL LABOR INCOME	\$46.5 MILLIONS
Est. Direct Income	\$18.8
Est. Indirect Income	\$11.7
Est. Induced Income	\$16.0



RECREATIONAL BOATING INDUSTRY SALES IN FL-9

Boat Building	\$90.3
Motor / Engine Mfg.	\$0.0
Accessory / Supplies Mfg.	\$20.9
TOTAL MFG. SALES	\$111.2
Dealers / Wholesalers	\$24.2
Boat Services	\$79.9
TOTAL RETAIL & SERVICES SALES	\$104.1

BOAT BUILDING \$90.3 MILLION
MOTOR/ENG. MFG. \$0.0 MILLION
ACC./SUPPLIES MFG. \$20.9 MILLION
DLRS/WHOLESALERS \$24.2 MILLION
BOAT SERVICES \$79.9 MILLION



Source: NMMMA's Center of Knowledge; Recreational Marine Research Center at Michigan State University



National Marine Manufacturers Association

nmma.org

ECONOMIC SIGNIFICANCE OF RECREATIONAL BOATING IN FLORIDA

CONGRESSIONAL DISTRICT 10

Number of Recreational Boats*	33,161
Recreational Boating Industry Businesses	128
Total Jobs	2,520
Annual Recreational Boating-Related Spending	\$136.3 MILLION



TOTAL ANNUAL ECONOMIC IMPACT OF RECREATIONAL BOATING:

\$320.7 MILLION



RECREATIONAL BOATS IN FL-10

TOTAL BOATS* **33,161**

REGISTERED BOATS **33,161**

Power boats	27,185
PWCs	5,078
Sailboats	389
Other Boats	509

HOUSEHOLDS PER BOAT **8.4**

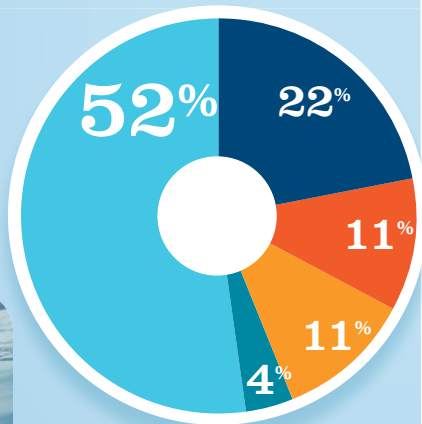


* Total boats are registered boats as reported by states to the USCG.

RECREATIONAL BOATING CREATES JOBS IN FL-10

TOTAL BOATING JOBS **1,514**

Boat Building	786
Motor / Engine Mfgr.	60
Accessory / Supplies Mfgr.	163
Dealers / Wholesalers	163
Boat Services	342



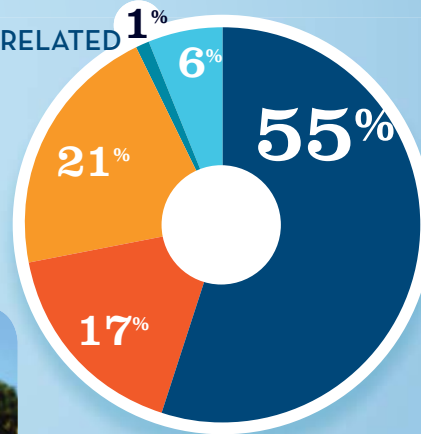
● BOAT BUILDING
 ● DLRS/WHOLESALEERS
● MOTOR/ENG. MFGR.
 ● BOAT SERVICES
● ACC./SUPPLIES MFGR.



RECREATIONAL BOATING-RELATED BUSINESSES IN FL-10

TOTAL BUSINESSES **128**

Boat Building	7
Motor / Engine Mfgr.	1
Accessory / Supplies Mfgr.	27
Dealers / Wholesalers	22
Boat Services	71



● BOAT BUILDING
 ● DLRS/WHOLESALEERS
● MOTOR/ENG. MFGR.
 ● BOAT SERVICES
● ACC./SUPPLIES MFGR.

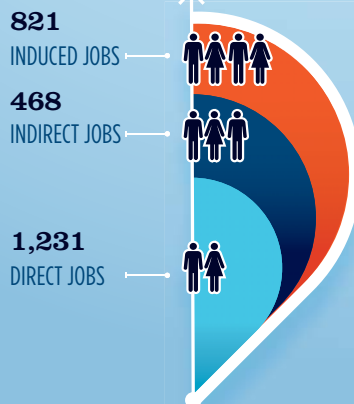


ESTIMATED JOBS IMPACT OF RECREATIONAL BOATING-RELATED SPENDING IN FL-10

EST. TOTAL JOBS **2,520**

EST. TOTAL LABOR INCOME **\$104.4** MILLIONS

Est. Direct Income	\$42.2
Est. Indirect Income	\$26.2
Est. Induced Income	\$36.0

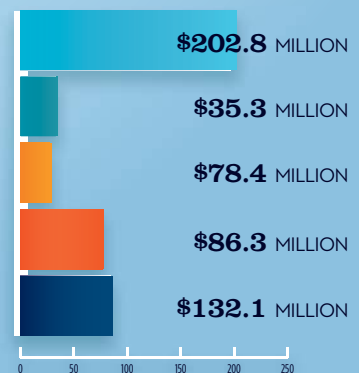


RECREATIONAL BOATING INDUSTRY SALES IN FL-10

Boat Building	\$202.8
Motor / Engine Mfgr.	\$35.3
Accessory / Supplies Mfgr.	\$29.3
TOTAL MFGR. SALES	\$267.4

Dealers / Wholesalers	\$78.4
Boat Services	\$86.3
TOTAL RETAIL & SERVICES SALES	\$164.7

● BOAT BUILDING
 ● DLRS/WHOLESALEERS
● MOTOR/ENG. MFGR.
 ● BOAT SERVICES
● ACC./SUPPLIES MFGR.



Source: NMMMA's Center of Knowledge; Recreational Marine Research Center at Michigan State University



National Marine Manufacturers Association

nmma.org

ECONOMIC SIGNIFICANCE OF RECREATIONAL BOATING IN FLORIDA

CONGRESSIONAL DISTRICT 11

Number of Recreational Boats*	42,853
Recreational Boating Industry Businesses	97
Total Jobs	3,107
Annual Recreational Boating-Related Spending	\$168.4 MILLION



TOTAL ANNUAL ECONOMIC IMPACT OF RECREATIONAL BOATING:

\$395.6 MILLION



RECREATIONAL BOATS IN FL-11

TOTAL BOATS* **42,853**

REGISTERED BOATS **42,853**

Power boats	37,482
PWCs	3,252
Sailboats	527
Other Boats	1,592

HOUSEHOLDS PER BOAT **7.0**

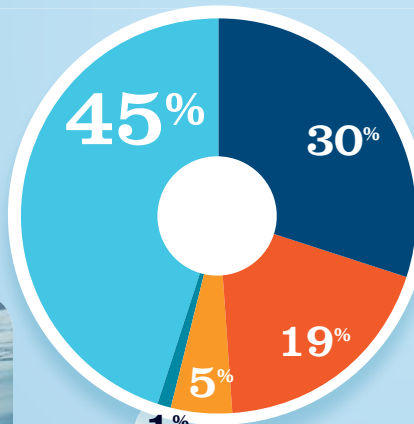


* Total boats are registered boats as reported by states to the USCG.

RECREATIONAL BOATING CREATES JOBS IN FL-11

TOTAL BOATING JOBS **674**

Boat Building	300
Motor / Engine Mfg.	7
Accessory / Supplies Mfg.	36
Dealers / Wholesalers	129
Boat Services	202



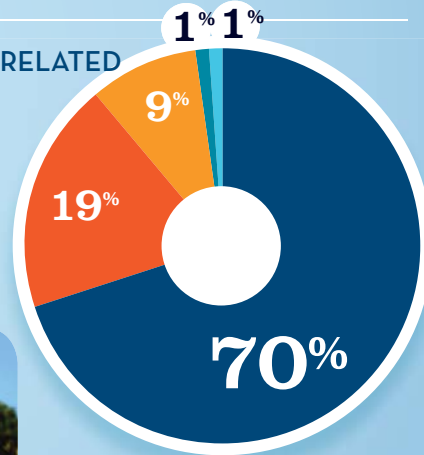
● BOAT BUILDING
 ● DLRS/WHOLESALEERS
● MOTOR/ENG. MFG.
 ● BOAT SERVICES
● ACC./SUPPLIES MFG.



RECREATIONAL BOATING-RELATED BUSINESSES IN FL-11

TOTAL BUSINESSES **97**

Boat Building	1
Motor / Engine Mfg.	1
Accessory / Supplies Mfg.	9
Dealers / Wholesalers	18
Boat Services	68



● BOAT BUILDING
 ● DLRS/WHOLESALEERS
● MOTOR/ENG. MFG.
 ● BOAT SERVICES
● ACC./SUPPLIES MFG.

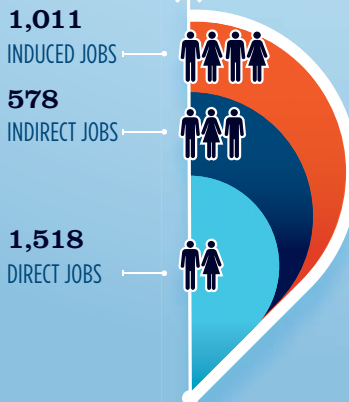


ESTIMATED JOBS IMPACT OF RECREATIONAL BOATING-RELATED SPENDING IN FL-11

EST. TOTAL JOBS **3,107**

EST. TOTAL LABOR INCOME **\$128.6** MILLIONS

Est. Direct Income	\$51.9
Est. Indirect Income	\$32.4
Est. Induced Income	\$44.3



RECREATIONAL BOATING INDUSTRY SALES IN FL-11

Boat Building	\$0.0	\$0.0 MILLION
Motor / Engine Mfg.	\$4.1	\$4.1 MILLION
Accessory / Supplies Mfg.	\$8.5	\$8.5 MILLION
TOTAL MFG. SALES	\$12.6	
Dealers / Wholesalers	\$61.0	\$61.0 MILLION
Boat Services	\$51.5	\$51.5 MILLION
TOTAL RETAIL & SERVICES SALES	\$112.5	

● BOAT BUILDING
 ● DLRS/WHOLESALEERS
● MOTOR/ENG. MFG.
 ● BOAT SERVICES
● ACC./SUPPLIES MFG.

Source: NMMMA's Center of Knowledge; Recreational Marine Research Center at Michigan State University



National Marine Manufacturers Association

nmma.org

ECONOMIC SIGNIFICANCE OF RECREATIONAL BOATING IN FLORIDA

CONGRESSIONAL DISTRICT 12

Number of Recreational Boats*	32,888
Recreational Boating Industry Businesses	146
Total Jobs	2,830
Annual Recreational Boating-Related Spending	\$150.6 MILLION



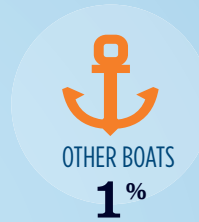

TOTAL ANNUAL ECONOMIC IMPACT OF RECREATIONAL BOATING:

\$356.4 MILLION

RECREATIONAL BOATS IN FL-12

TOTAL BOATS* ▶ **32,888**

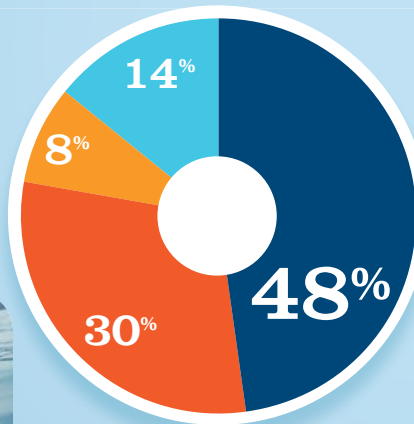
REGISTERED BOATS	32,888
Power boats	27,005
PWCs	4,717
Sailboats	757
Other Boats	409
HOUSEHOLDS PER BOAT	8.7



* Total boats are registered boats as reported by states to the USCG.

RECREATIONAL BOATING CREATES JOBS IN FL-12

TOTAL BOATING JOBS	▶ 679
Boat Building	95
Motor / Engine Mfg.	-
Accessory / Supplies Mfg.	56
Dealers / Wholesalers	204
Boat Services	324

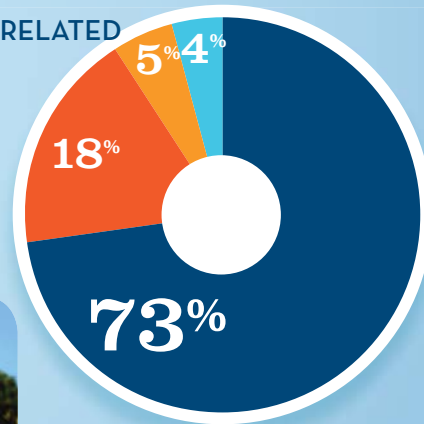


BOAT BUILDING DLRS/WHOLESALERS
MOTOR/ENG. MFG. † BOAT SERVICES
ACC./SUPPLIES MFG. † 0%



RECREATIONAL BOATING-RELATED BUSINESSES IN FL-12

TOTAL BUSINESSES	▶ 146
Boat Building	6
Motor / Engine Mfg.	-
Accessory / Supplies Mfg.	8
Dealers / Wholesalers	26
Boat Services	106

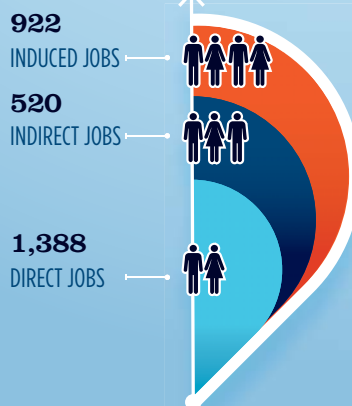


BOAT BUILDING DLRS/WHOLESALERS
MOTOR/ENG. MFG. † BOAT SERVICES
ACC./SUPPLIES MFG. † 0%



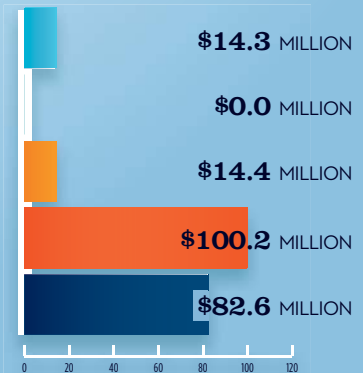
ESTIMATED JOBS IMPACT OF RECREATIONAL BOATING-RELATED SPENDING IN FL-12

EST. TOTAL JOBS	▶ 2,830
EST. TOTAL LABOR INCOME	▶ \$117.1 MILLIONS
Est. Direct Income	\$47.8
Est. Indirect Income	\$29.0
Est. Induced Income	\$40.3



RECREATIONAL BOATING INDUSTRY SALES IN FL-12

Boat Building	\$14.3
Motor / Engine Mfg.	\$0.0
Accessory / Supplies Mfg.	\$14.4
TOTAL MFG. SALES	▶ \$28.7
Dealers / Wholesalers	\$100.2
Boat Services	\$82.6
TOTAL RETAIL & SERVICES SALES	▶ \$182.8



BOAT BUILDING DLRS/WHOLESALERS
MOTOR/ENG. MFG. BOAT SERVICES
ACC./SUPPLIES MFG.



National Marine Manufacturers Association

nmma.org

ECONOMIC SIGNIFICANCE OF RECREATIONAL BOATING IN FLORIDA

CONGRESSIONAL DISTRICT 13

Number of Recreational Boats*	32,275
Recreational Boating Industry Businesses	301
Total Jobs	3,496
Annual Recreational Boating-Related Spending	\$181.3 MILLION

TOTAL ANNUAL ECONOMIC IMPACT OF RECREATIONAL BOATING:

\$433.5

 MILLION



RECREATIONAL BOATS IN FL-13

TOTAL BOATS* **32,275**

REGISTERED BOATS **32,275**

Power boats	26,128
PWCs	4,502
Sailboats	1,518
Other Boats	127

HOUSEHOLDS PER BOAT **9.9**

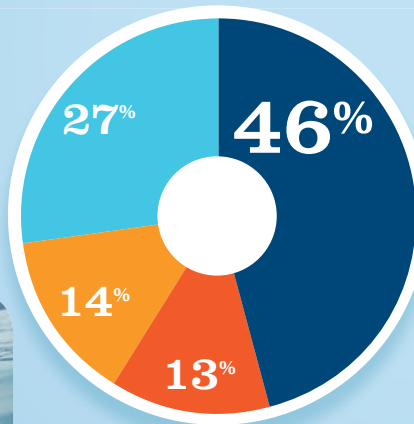


* Total boats are registered boats as reported by states to the USCG.

RECREATIONAL BOATING CREATES JOBS IN FL-13

TOTAL BOATING JOBS **2,984**

Boat Building	803
Motor / Engine Mfg.	-
Accessory / Supplies Mfg.	429
Dealers / Wholesalers	379
Boat Services	1,373



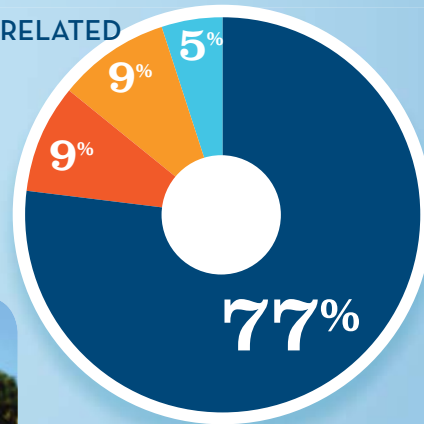
BOAT BUILDING 27%
 MOTOR/ENG. MFG. † 0%
 ACC./SUPPLIES MFG. 14%
 DLRS/WHOLESALERS 13%
 BOAT SERVICES 46%



RECREATIONAL BOATING-RELATED BUSINESSES IN FL-13

TOTAL BUSINESSES **301**

Boat Building	15
Motor / Engine Mfg.	-
Accessory / Supplies Mfg.	27
Dealers / Wholesalers	28
Boat Services	231



BOAT BUILDING 5%
 MOTOR/ENG. MFG. † 0%
 ACC./SUPPLIES MFG. 9%
 DLRS/WHOLESALERS 9%
 BOAT SERVICES 77%

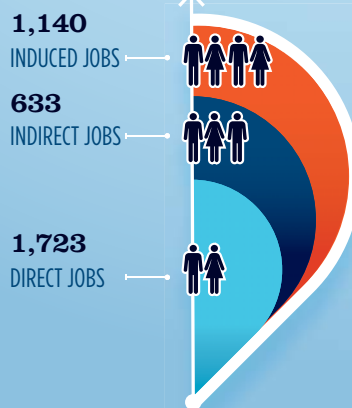


ESTIMATED JOBS IMPACT OF RECREATIONAL BOATING-RELATED SPENDING IN FL-13

EST. TOTAL JOBS **3,496**

EST. TOTAL LABOR INCOME **\$144.8** MILLIONS

Est. Direct Income	\$59.9
Est. Indirect Income	\$35.0
Est. Induced Income	\$49.9

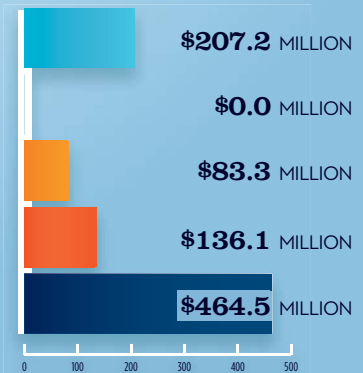


RECREATIONAL BOATING INDUSTRY SALES IN FL-13

Boat Building	\$207.2
Motor / Engine Mfg.	\$0.0
Accessory / Supplies Mfg.	\$83.3
TOTAL MFG. SALES	\$290.5

Dealers / Wholesalers	\$136.1
Boat Services	\$464.5
TOTAL RETAIL & SERVICES SALES	\$600.6

BOAT BUILDING
 MOTOR/ENG. MFG.
 ACC./SUPPLIES MFG.
 DLRS/WHOLESALERS
 BOAT SERVICES



Source: NMMMA's Center of Knowledge; Recreational Marine Research Center at Michigan State University



National Marine Manufacturers Association

nmma.org

ECONOMIC SIGNIFICANCE OF RECREATIONAL BOATING IN FLORIDA

CONGRESSIONAL DISTRICT 14

Number of Recreational Boats*	23,015
Recreational Boating Industry Businesses	152
Total Jobs	2,374
Annual Recreational Boating-Related Spending	\$123.7 MILLION

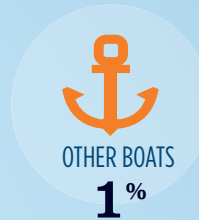



TOTAL ANNUAL ECONOMIC IMPACT OF RECREATIONAL BOATING:

\$295.3 MILLION

RECREATIONAL BOATS IN FL-14

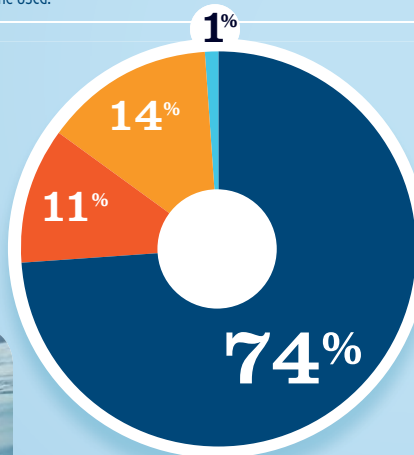
TOTAL BOATS*	▶ 23,015
REGISTERED BOATS	23,015
Power boats	18,809
PWCs	3,125
Sailboats	935
Other Boats	146
HOUSEHOLDS PER BOAT	12.3



* Total boats are registered boats as reported by states to the USCG.

RECREATIONAL BOATING CREATES JOBS IN FL-14

TOTAL BOATING JOBS	▶ 1,166
Boat Building	15
Motor / Engine Mfgr.	-
Accessory / Supplies Mfgr.	158
Dealers / Wholesalers	127
Boat Services	866

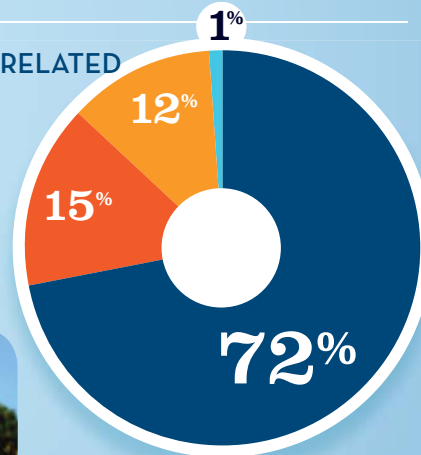


BOAT BUILDING 1%
DLRS/WHOLESALERS 11%
MOTOR/ENG. MFGR. † 0%
ACC./SUPPLIES MFGR. 14%
BOAT SERVICES 74%



RECREATIONAL BOATING-RELATED BUSINESSES IN FL-14

TOTAL BUSINESSES	▶ 152
Boat Building	1
Motor / Engine Mfgr.	-
Accessory / Supplies Mfgr.	19
Dealers / Wholesalers	23
Boat Services	109

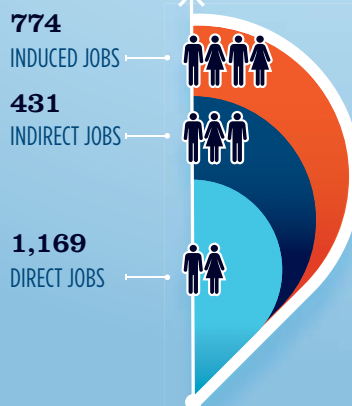


BOAT BUILDING 1%
DLRS/WHOLESALERS 12%
MOTOR/ENG. MFGR. † 0%
ACC./SUPPLIES MFGR. 15%
BOAT SERVICES 72%



ESTIMATED JOBS IMPACT OF RECREATIONAL BOATING-RELATED SPENDING IN FL-14

EST. TOTAL JOBS	▶ 2,374
EST. TOTAL LABOR INCOME	▶ \$98.4 MILLIONS
Est. Direct Income	\$40.6
Est. Indirect Income	\$23.9
Est. Induced Income	\$33.9



RECREATIONAL BOATING INDUSTRY SALES IN FL-14

Boat Building	\$3.9 MILLION
Motor / Engine Mfgr.	\$0.0 MILLION
Accessory / Supplies Mfgr.	\$36.6 MILLION
TOTAL MFGR. SALES	▶ \$40.5
Dealers / Wholesalers	\$62.5 MILLION
Boat Services	\$233.8 MILLION
TOTAL RETAIL & SERVICES SALES	▶ \$296.3

BOAT BUILDING \$3.9 MILLION
DLRS/WHOLESALERS \$62.5 MILLION
MOTOR/ENG. MFGR. \$0.0 MILLION
ACC./SUPPLIES MFGR. \$36.6 MILLION
BOAT SERVICES \$233.8 MILLION

Source: NMMMA's Center of Knowledge; Recreational Marine Research Center at Michigan State University



National Marine Manufacturers Association

nmma.org

ECONOMIC SIGNIFICANCE OF RECREATIONAL BOATING IN FLORIDA

CONGRESSIONAL DISTRICT 15

Number of Recreational Boats*	25,148
Recreational Boating Industry Businesses	31
Total Jobs	1,888
Annual Recreational Boating-Related Spending	\$101.9 MILLION





TOTAL ANNUAL ECONOMIC IMPACT OF RECREATIONAL BOATING:

\$239.7 MILLION

RECREATIONAL BOATS IN FL-15

TOTAL BOATS* **25,148**

REGISTERED BOATS	25,148
Power boats	21,593
PWCs	2,699
Sailboats	353
Other Boats	503
HOUSEHOLDS PER BOAT	10.4

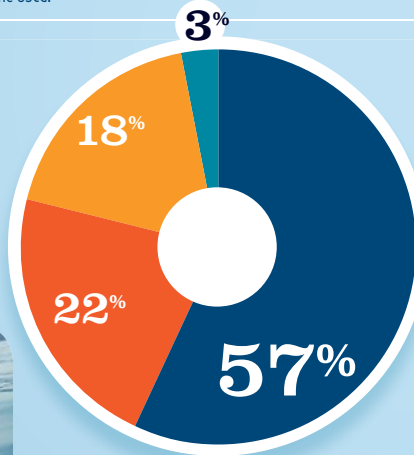


* Total boats are registered boats as reported by states to the USCG.

RECREATIONAL BOATING CREATES JOBS IN FL-15

TOTAL BOATING JOBS **166**

Boat Building	-
Motor / Engine Mfgr.	5
Accessory / Supplies Mfgr.	29
Dealers / Wholesalers	37
Boat Services	95



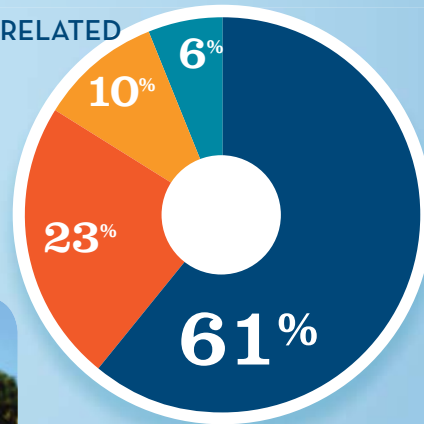
● BOAT BUILDING †
● MOTOR/ENG. MFGR.
● ACC./SUPPLIES MFGR.
● DLRS/WHOLESALERS
● BOAT SERVICES
● † 0%



RECREATIONAL BOATING-RELATED BUSINESSES IN FL-15

TOTAL BUSINESSES **31**

Boat Building	-
Motor / Engine Mfgr.	2
Accessory / Supplies Mfgr.	3
Dealers / Wholesalers	7
Boat Services	19†



● BOAT BUILDING †
● MOTOR/ENG. MFGR.
● ACC./SUPPLIES MFGR.
● DLRS/WHOLESALERS
● BOAT SERVICES
● † 0%



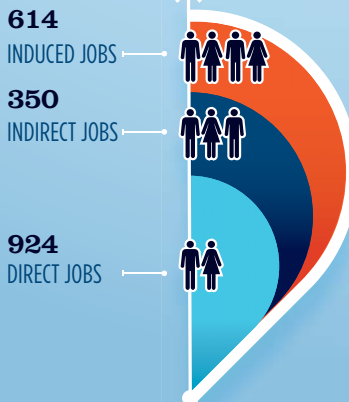
ESTIMATED JOBS IMPACT OF RECREATIONAL BOATING-RELATED SPENDING IN FL-15

EST. TOTAL JOBS **1,888**

MILLIONS

EST. TOTAL LABOR INCOME **\$78.1**

Est. Direct Income	\$31.6
Est. Indirect Income	\$19.6
Est. Induced Income	\$26.9

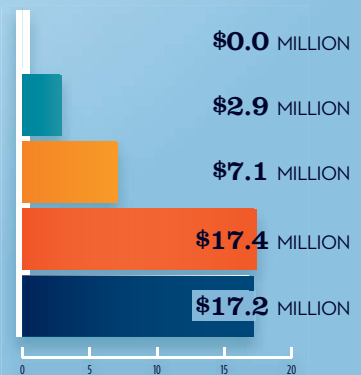


RECREATIONAL BOATING INDUSTRY SALES IN FL-15

Boat Building	\$0.0
Motor / Engine Mfgr.	\$2.9
Accessory / Supplies Mfgr.	\$7.1
TOTAL MFGR. SALES	\$10.0

Dealers / Wholesalers	\$17.4
Boat Services	\$17.2
TOTAL RETAIL & SERVICES SALES	\$34.6

● BOAT BUILDING
● MOTOR/ENG. MFGR.
● ACC./SUPPLIES MFGR.
● DLRS/WHOLESALERS
● BOAT SERVICES



Source: NMMMA's Center of Knowledge; Recreational Marine Research Center at Michigan State University



National Marine Manufacturers Association

nmma.org

ECONOMIC SIGNIFICANCE OF RECREATIONAL BOATING IN FLORIDA

CONGRESSIONAL DISTRICT 16

Number of Recreational Boats*	38,503
Recreational Boating Industry Businesses	283
Total Jobs	4,074
Annual Recreational Boating-Related Spending	\$212.0 MILLION



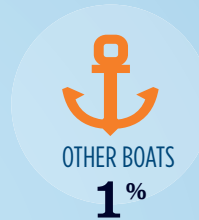

TOTAL ANNUAL ECONOMIC IMPACT OF RECREATIONAL BOATING:

\$506.7 MILLION

RECREATIONAL BOATS IN FL-16

TOTAL BOATS* ▶ **38,503**

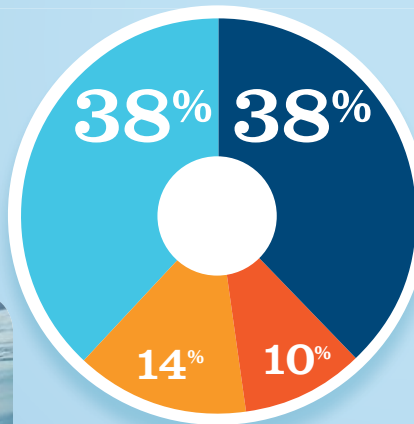
REGISTERED BOATS	38,503
Power boats	32,461
PWCs	4,003
Sailboats	1,726
Other Boats	313
HOUSEHOLDS PER BOAT	8.1



* Total boats are registered boats as reported by states to the USCG.

RECREATIONAL BOATING CREATES JOBS IN FL-16

TOTAL BOATING JOBS	▶ 3,236
Boat Building	1,243
Motor / Engine Mfgr.	-
Accessory / Supplies Mfgr.	437
Dealers / Wholesalers	338
Boat Services	1,218



● BOAT BUILDING
 ● DLRS/WHOLESALERS[†]

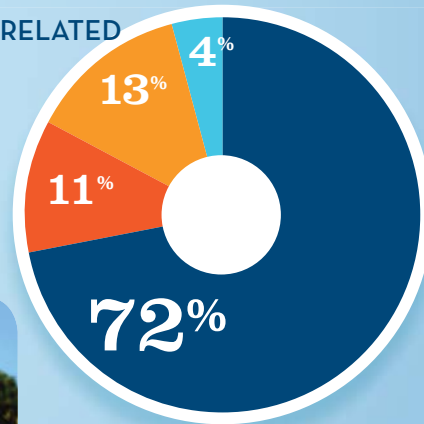
● MOTOR/ENG. MFGR. [†]
● BOAT SERVICES

● ACC./SUPPLIES MFGR. [†] 0%



RECREATIONAL BOATING-RELATED BUSINESSES IN FL-16

TOTAL BUSINESSES	▶ 283
Boat Building	10
Motor / Engine Mfgr.	-
Accessory / Supplies Mfgr.	36
Dealers / Wholesalers	32
Boat Services	205



● BOAT BUILDING
 ● DLRS/WHOLESALERS

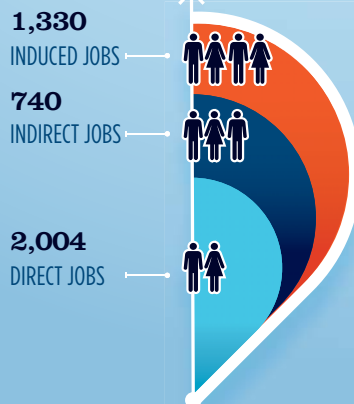
● MOTOR/ENG. MFGR. [†]
● BOAT SERVICES

● ACC./SUPPLIES MFGR. [†] 0%



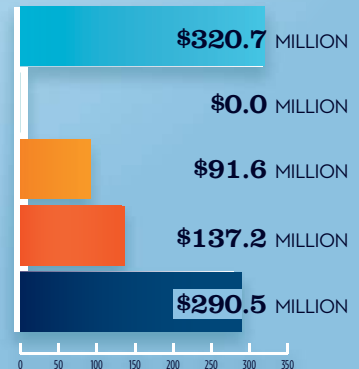
ESTIMATED JOBS IMPACT OF RECREATIONAL BOATING-RELATED SPENDING IN FL-16

EST. TOTAL JOBS	▶ 4,074
EST. TOTAL LABOR INCOME	\$169.0 MILLIONS
Est. Direct Income	\$69.8
Est. Indirect Income	\$41.0
Est. Induced Income	\$58.2



RECREATIONAL BOATING INDUSTRY SALES IN FL-16

Boat Building	\$320.7
Motor / Engine Mfgr.	\$0.0
Accessory / Supplies Mfgr.	\$91.6
TOTAL MFG. SALES	▶ \$412.3
Dealers / Wholesalers	\$137.2
Boat Services	\$290.5
TOTAL RETAIL & SERVICES SALES	▶ \$427.7



● BOAT BUILDING
 ● DLRS/WHOLESALERS

● MOTOR/ENG. MFGR.

● ACC./SUPPLIES MFGR.

Source: NMMMA's Center of Knowledge; Recreational Marine Research Center at Michigan State University



National Marine Manufacturers Association

nmma.org

ECONOMIC SIGNIFICANCE OF RECREATIONAL BOATING IN FLORIDA

CONGRESSIONAL DISTRICT 17

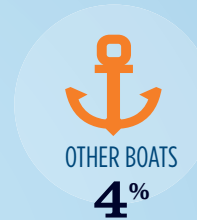

Number of Recreational Boats*	52,662
Recreational Boating Industry Businesses	196
Total Jobs	4,547
Annual Recreational Boating-Related Spending	\$241.1 MILLION



TOTAL ANNUAL ECONOMIC IMPACT OF RECREATIONAL BOATING:
\$571.5 MILLION

RECREATIONAL BOATS IN FL-17

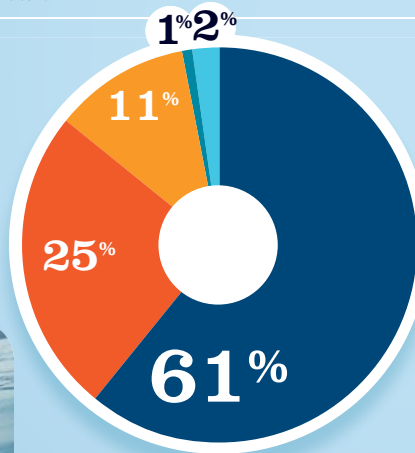
TOTAL BOATS*	52,662
REGISTERED BOATS	52,662
Power boats	45,027
PWCs	4,284
Sailboats	1,432
Other Boats	1,919
HOUSEHOLDS PER BOAT	5.3



* Total boats are registered boats as reported by states to the USCG.

RECREATIONAL BOATING CREATES JOBS IN FL-17

TOTAL BOATING JOBS	969
Boat Building	16
Motor / Engine Mfgr.	12
Accessory / Supplies Mfgr.	106
Dealers / Wholesalers	242
Boat Services	593

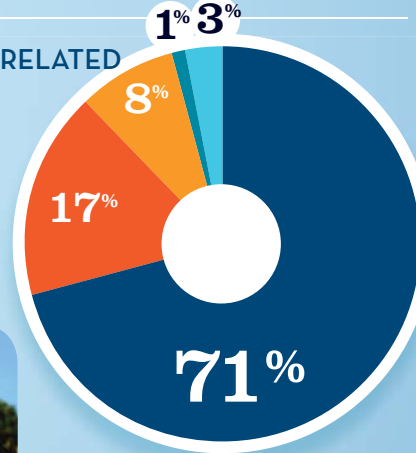


BOAT BUILDING (1%)
 MOTOR/ENG. MFGR. (2%)
 ACC./SUPPLIES MFGR. (11%)
 DLRS/WHOLESALERS (25%)
 BOAT SERVICES (61%)



RECREATIONAL BOATING-RELATED BUSINESSES IN FL-17

TOTAL BUSINESSES	196
Boat Building	5
Motor / Engine Mfgr.	2
Accessory / Supplies Mfgr.	16
Dealers / Wholesalers	33
Boat Services	140

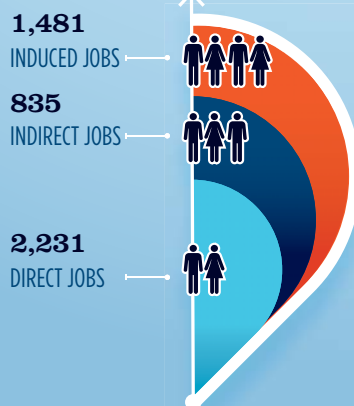


BOAT BUILDING (1%)
 MOTOR/ENG. MFGR. (3%)
 ACC./SUPPLIES MFGR. (8%)
 DLRS/WHOLESALERS (17%)
 BOAT SERVICES (71%)



ESTIMATED JOBS IMPACT OF RECREATIONAL BOATING-RELATED SPENDING IN FL-17

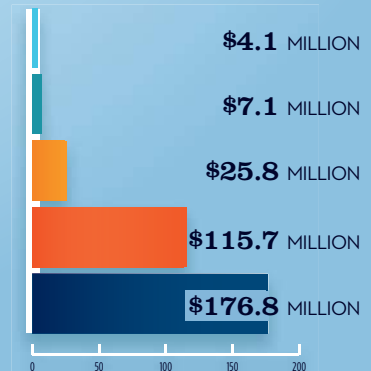
EST. TOTAL JOBS	4,547
EST. TOTAL LABOR INCOME	\$188.2 MILLIONS
Est. Direct Income	\$76.9
Est. Indirect Income	\$46.5
Est. Induced Income	\$64.8



RECREATIONAL BOATING INDUSTRY SALES IN FL-17

Boat Building	\$4.1	\$4.1 MILLION
Motor / Engine Mfgr.	\$7.1	\$7.1 MILLION
Accessory / Supplies Mfgr.	\$25.8	\$25.8 MILLION
TOTAL MFGR. SALES	\$37.0	
Dealers / Wholesalers	\$115.7	\$115.7 MILLION
Boat Services	\$176.8	\$176.8 MILLION
TOTAL RETAIL & SERVICES SALES	\$292.5	

BOAT BUILDING (1%)
 MOTOR/ENG. MFGR. (2%)
 ACC./SUPPLIES MFGR. (8%)
 DLRS/WHOLESALERS (17%)
 BOAT SERVICES (71%)



Source: NMMMA's Center of Knowledge; Recreational Marine Research Center at Michigan State University



National Marine Manufacturers Association

nmma.org

ECONOMIC SIGNIFICANCE OF RECREATIONAL BOATING IN FLORIDA

CONGRESSIONAL DISTRICT 18

Number of Recreational Boats*	52,662
Recreational Boating Industry Businesses	196
Total Jobs	4,547
Annual Recreational Boating-Related Spending	\$241.1 MILLION

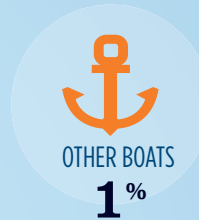



TOTAL ANNUAL ECONOMIC IMPACT OF RECREATIONAL BOATING:

\$619.9 MILLION

RECREATIONAL BOATS IN FL-18

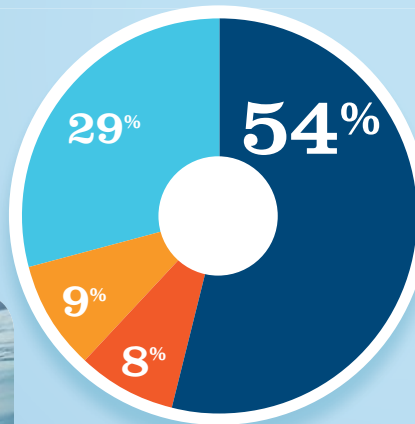
TOTAL BOATS*	▶ 40,764
REGISTERED BOATS	40,764
Power boats	34,941
PWCs	4,101
Sailboats	1,167
Other Boats	555
HOUSEHOLDS PER BOAT	7.1



* Total boats are registered boats as reported by states to the USCG.

RECREATIONAL BOATING CREATES JOBS IN FL-18

TOTAL BOATING JOBS	▶ 2,934
Boat Building	834
Motor / Engine Mfg.	12
Accessory / Supplies Mfg.	266
Dealers / Wholesalers	238
Boat Services	1,584

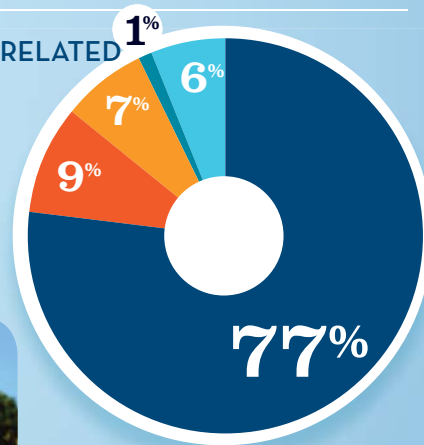


● BOAT BUILDING ● DLRS/WHOLESALERS
● MOTOR/ENG. MFG. + ● BOAT SERVICES
● ACC./SUPPLIES MFG. + 0%



RECREATIONAL BOATING-RELATED BUSINESSES IN FL-18

TOTAL BUSINESSES	▶ 410
Boat Building	24
Motor / Engine Mfg.	2
Accessory / Supplies Mfg.	30
Dealers / Wholesalers	37
Boat Services	317

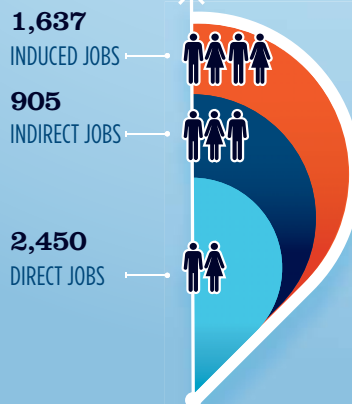


● BOAT BUILDING ● DLRS/WHOLESALERS
● MOTOR/ENG. MFG. ● BOAT SERVICES
● ACC./SUPPLIES MFG.



ESTIMATED JOBS IMPACT OF RECREATIONAL BOATING-RELATED SPENDING IN FL-18

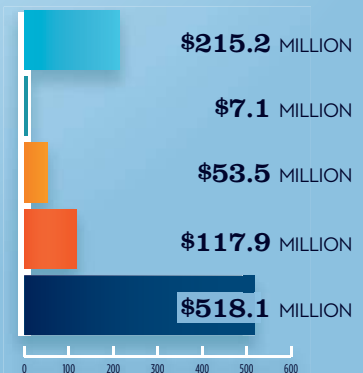
EST. TOTAL JOBS	▶ 4,992
EST. TOTAL LABOR INCOME	\$208.2 MILLIONS
Est. Direct Income	\$86.4
Est. Indirect Income	\$50.1
Est. Induced Income	\$71.7



RECREATIONAL BOATING INDUSTRY SALES IN FL-18

Boat Building	\$215.2 MILLIONS
Motor / Engine Mfg.	\$7.1
Accessory / Supplies Mfg.	\$53.5
TOTAL MFG. SALES	▶ \$275.8
Dealers / Wholesalers	\$117.9
Boat Services	\$518.1
TOTAL RETAIL & SERVICES SALES	▶ \$636.0

● BOAT BUILDING ● DLRS/WHOLESALERS
● MOTOR/ENG. MFG. ● BOAT SERVICES
● ACC./SUPPLIES MFG.



Source: NMMMA's Center of Knowledge; Recreational Marine Research Center at Michigan State University



National Marine Manufacturers Association

nmma.org

ECONOMIC SIGNIFICANCE OF RECREATIONAL BOATING IN FLORIDA

CONGRESSIONAL DISTRICT 19

Number of Recreational Boats*	48,508
Recreational Boating Industry Businesses	502
Total Jobs	5,908
Annual Recreational Boating-Related Spending	\$306.2 MILLION




TOTAL ANNUAL ECONOMIC IMPACT OF RECREATIONAL BOATING:

\$734.2 MILLION

RECREATIONAL BOATS IN FL-19

TOTAL BOATS* **48,508**

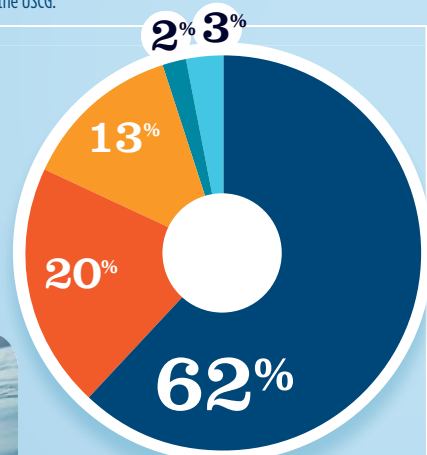
REGISTERED BOATS	48,508
Power boats	41,281
PWCs	5,346
Sailboats	1,552
Other Boats	329
HOUSEHOLDS PER BOAT	6.3



* Total boats are registered boats as reported by states to the USCG.

RECREATIONAL BOATING CREATES JOBS IN FL-19

TOTAL BOATING JOBS	2,728
Boat Building	77
Motor / Engine Mfgr.	54
Accessory / Supplies Mfgr.	353
Dealers / Wholesalers	548
Boat Services	1,696

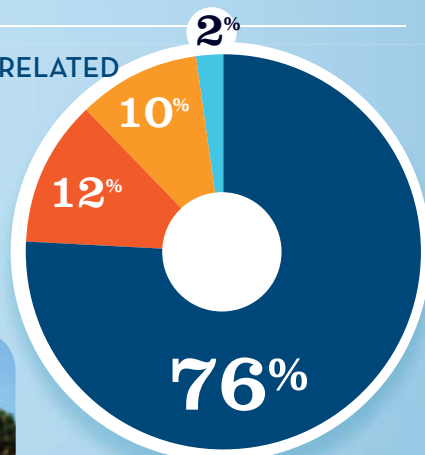


BOAT BUILDING (3%)
MOTOR/ENG. MFR. (2%)
ACC./SUPPLIES MFR. (13%)
DLRS/WHOLESALERS (20%)
BOAT SERVICES (62%)



RECREATIONAL BOATING-RELATED BUSINESSES IN FL-19

TOTAL BUSINESSES	502
Boat Building	8
Motor / Engine Mfgr.	1
Accessory / Supplies Mfgr.	51
Dealers / Wholesalers	62
Boat Services	380




BOAT BUILDING (2%)
MOTOR/ENG. MFR. (0%)
ACC./SUPPLIES MFR. (10%)
DLRS/WHOLESALERS (12%)
BOAT SERVICES (76%)



ESTIMATED JOBS IMPACT OF RECREATIONAL BOATING-RELATED SPENDING IN FL-19

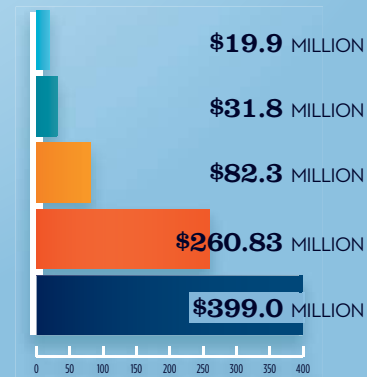
EST. TOTAL JOBS	5,908
EST. TOTAL LABOR INCOME (MILLIONS)	\$246.2
Est. Direct Income	\$102.1
Est. Indirect Income	\$59.3
Est. Induced Income	\$84.8



RECREATIONAL BOATING INDUSTRY SALES IN FL-19

Boat Building	\$19.9
Motor / Engine Mfgr.	\$31.8
Accessory / Supplies Mfgr.	\$82.3
TOTAL MFR. SALES	\$134.0
Dealers / Wholesalers	\$260.8
Boat Services	\$399.0
TOTAL RETAIL & SERVICES SALES	\$659.8

BOAT BUILDING (19.9M)
MOTOR/ENG. MFR. (31.8M)
ACC./SUPPLIES MFR. (82.3M)
DLRS/WHOLESALERS (260.8M)
BOAT SERVICES (399.0M)





National Marine Manufacturers Association

nmma.org

ECONOMIC SIGNIFICANCE OF RECREATIONAL BOATING IN FLORIDA

CONGRESSIONAL DISTRICT 20

Number of Recreational Boats*	14,625
Recreational Boating Industry Businesses	148
Total Jobs	1,683
Annual Recreational Boating-Related Spending	\$87.3 MILLION





TOTAL ANNUAL ECONOMIC IMPACT OF RECREATIONAL BOATING:

\$209.2 MILLION

RECREATIONAL BOATS IN FL-20

TOTAL BOATS* **14,625**

REGISTERED BOATS	14,625
Power boats	11,780
PWCs	2,149
Sailboats	352
Other Boats	344
HOUSEHOLDS PER BOAT	17.1

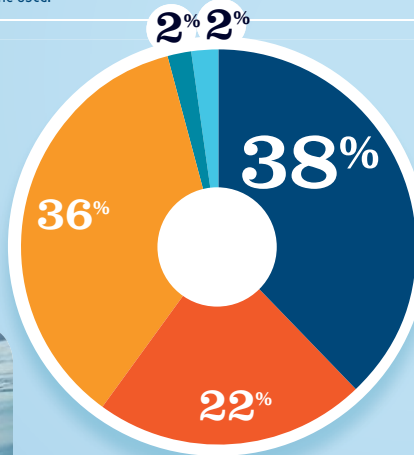


* Total boats are registered boats as reported by states to the USCG.

RECREATIONAL BOATING CREATES JOBS IN FL-20

TOTAL BOATING JOBS **1,108**

Boat Building	19
Motor / Engine Mfgr.	25
Accessory / Supplies Mfgr.	401
Dealers / Wholesalers	242
Boat Services	421



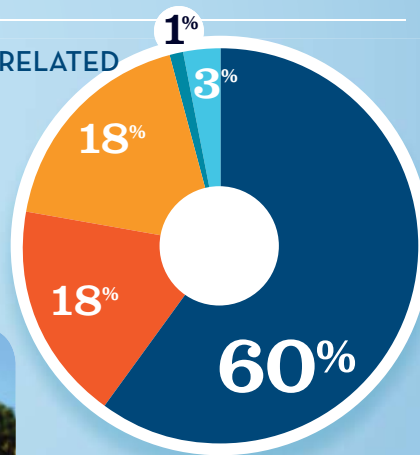
BOAT BUILDING (2%)
MOTOR/ENG. MFGR. (2%)
ACC./SUPPLIES MFGR. (36%)
DLRS/WHOLESALERS (22%)
BOAT SERVICES (38%)



RECREATIONAL BOATING-RELATED BUSINESSES IN FL-20

TOTAL BUSINESSES **148**

Boat Building	4
Motor / Engine Mfgr.	2
Accessory / Supplies Mfgr.	27
Dealers / Wholesalers	27
Boat Services	88



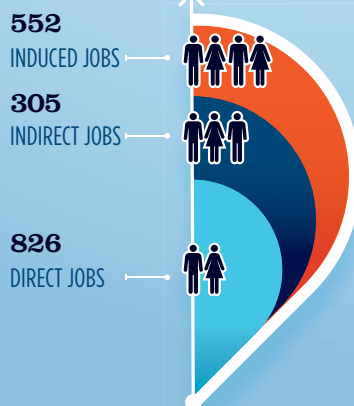
BOAT BUILDING (1%)
MOTOR/ENG. MFGR. (1%)
ACC./SUPPLIES MFGR. (18%)
DLRS/WHOLESALERS (18%)
BOAT SERVICES (60%)



ESTIMATED JOBS IMPACT OF RECREATIONAL BOATING-RELATED SPENDING IN FL-20

EST. TOTAL JOBS **1,683**

EST. TOTAL LABOR INCOME	\$70.1 MILLIONS
Est. Direct Income	\$29.1
Est. Indirect Income	\$16.9
Est. Induced Income	\$24.1

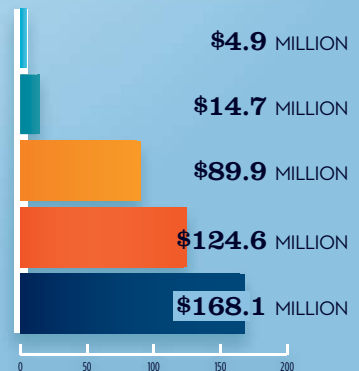


RECREATIONAL BOATING INDUSTRY SALES IN FL-20

Boat Building	\$4.9
Motor / Engine Mfgr.	\$14.7
Accessory / Supplies Mfgr.	\$89.9
TOTAL MFGR. SALES	\$109.5

Dealers / Wholesalers	\$124.6
Boat Services	\$168.1
TOTAL RETAIL & SERVICES SALES	\$292.7

BOAT BUILDING (2%)
MOTOR/ENG. MFGR. (2%)
ACC./SUPPLIES MFGR. (18%)
DLRS/WHOLESALERS (18%)
BOAT SERVICES (60%)



Source: NMMMA's Center of Knowledge; Recreational Marine Research Center at Michigan State University



National Marine Manufacturers Association

nmma.org

ECONOMIC SIGNIFICANCE OF RECREATIONAL BOATING IN FLORIDA

CONGRESSIONAL DISTRICT 21

Number of Recreational Boats*	10,791
Recreational Boating Industry Businesses	58
Total Jobs	1,215
Annual Recreational Boating-Related Spending	\$63.1 MILLION





TOTAL ANNUAL ECONOMIC IMPACT OF RECREATIONAL BOATING:

\$151.2 MILLION

RECREATIONAL BOATS IN FL-21

TOTAL BOATS* **10,791**

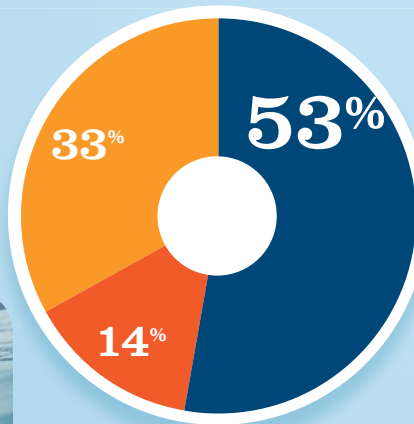
REGISTERED BOATS	10,791
Power boats	8,396
PWCs	1,992
Sailboats	233
Other Boats	170
HOUSEHOLDS PER BOAT	26.0



* Total boats are registered boats as reported by states to the USCG.

RECREATIONAL BOATING CREATES JOBS IN FL-21

TOTAL BOATING JOBS	247
Boat Building	-
Motor / Engine Mfg.	-
Accessory / Supplies Mfg.	81
Dealers / Wholesalers	36
Boat Services	130

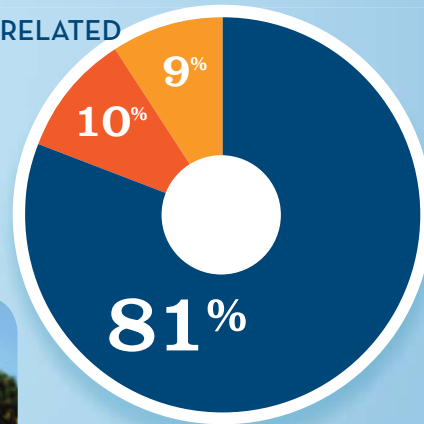


BOAT BUILDING † 33%
DLRS/WHOLESALERS 0%
MOTOR/ENG. MFG. † 14%
BOAT SERVICES 53%
ACC./SUPPLIES MFG. † 0%



RECREATIONAL BOATING-RELATED BUSINESSES IN FL-21

TOTAL BUSINESSES	58
Boat Building	-
Motor / Engine Mfg.	-
Accessory / Supplies Mfg.	5
Dealers / Wholesalers	6
Boat Services	47

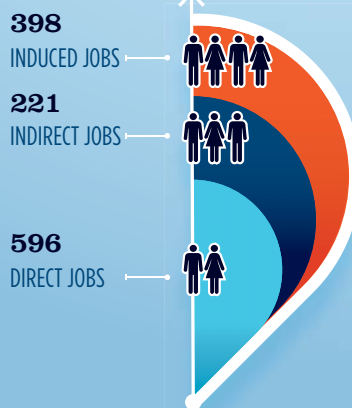


BOAT BUILDING † 10%
DLRS/WHOLESALERS 9%
MOTOR/ENG. MFG. † 81%
BOAT SERVICES 0%
ACC./SUPPLIES MFG. † 0%



ESTIMATED JOBS IMPACT OF RECREATIONAL BOATING-RELATED SPENDING IN FL-21

EST. TOTAL JOBS	1,215
EST. TOTAL LABOR INCOME (MILLIONS)	\$50.5
Est. Direct Income	\$20.9
Est. Indirect Income	\$12.2
Est. Induced Income	\$17.4



RECREATIONAL BOATING INDUSTRY SALES IN FL-21

Boat Building	\$0.0	\$0.0 MILLION
Motor / Engine Mfg.	\$0.0	\$0.0 MILLION
Accessory / Supplies Mfg.	\$20.9	\$20.9 MILLION
TOTAL MFG. SALES	\$20.9	
Dealers / Wholesalers	\$17.0	\$17.0 MILLION
Boat Services	\$43.1	\$43.1 MILLION
TOTAL RETAIL & SERVICES SALES	\$60.1	

BOAT BUILDING 0%
DLRS/WHOLESALERS 17%
MOTOR/ENG. MFG. 0%
BOAT SERVICES 43%
ACC./SUPPLIES MFG. 20%

Source: NMMMA's Center of Knowledge; Recreational Marine Research Center at Michigan State University



National Marine Manufacturers Association

nmma.org

ECONOMIC SIGNIFICANCE OF RECREATIONAL BOATING IN FLORIDA

CONGRESSIONAL DISTRICT 22

Number of Recreational Boats*	27,679
Recreational Boating Industry Businesses	655
Total Jobs	4,249
Annual Recreational Boating-Related Spending	\$215.7 MILLION



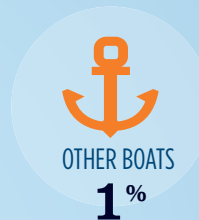

TOTAL ANNUAL ECONOMIC IMPACT OF RECREATIONAL BOATING:

\$522.4 MILLION

RECREATIONAL BOATS IN FL-22

TOTAL BOATS* 27,679

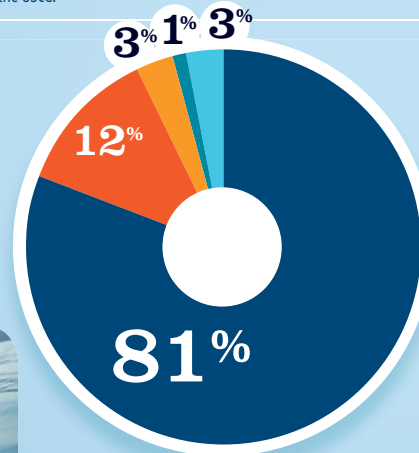
REGISTERED BOATS	27,679
Power boats	22,627
PWCs	3,861
Sailboats	923
Other Boats	268
HOUSEHOLDS PER BOAT	11.4



* Total boats are registered boats as reported by states to the USCG.

RECREATIONAL BOATING CREATES JOBS IN FL-22

TOTAL BOATING JOBS	4,601
Boat Building	136
Motor / Engine Mfgr.	48
Accessory / Supplies Mfgr.	130
Dealers / Wholesalers	545
Boat Services	3,742

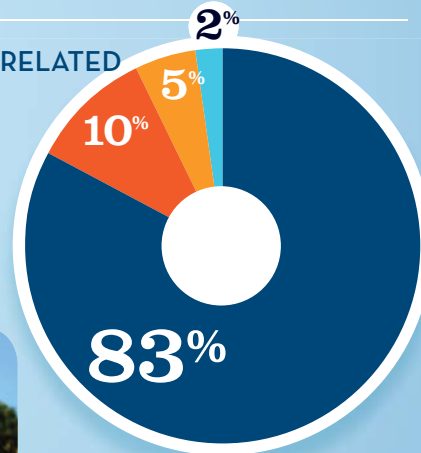


BOAT BUILDING
MOTOR/ENG. MFR.
ACC./SUPPLIES MFR.
DLRS/WHOLESALERS
BOAT SERVICES



RECREATIONAL BOATING-RELATED BUSINESSES IN FL-22

TOTAL BUSINESSES	655
Boat Building	11
Motor / Engine Mfgr.	3
Accessory / Supplies Mfgr.	30
Dealers / Wholesalers	69
Boat Services	542

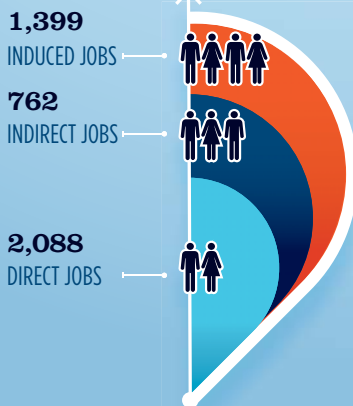


BOAT BUILDING
MOTOR/ENG. MFR. †
ACC./SUPPLIES MFR.
DLRS/WHOLESALERS
BOAT SERVICES † 0%



ESTIMATED JOBS IMPACT OF RECREATIONAL BOATING-RELATED SPENDING IN FL-22

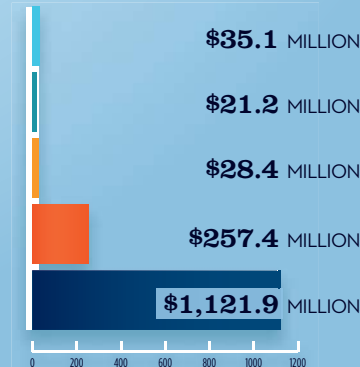
EST. TOTAL JOBS	4,249
EST. TOTAL LABOR INCOME (MILLIONS)	\$177.8
Est. Direct Income	\$74.6
Est. Indirect Income	\$42.0
Est. Induced Income	\$61.2



RECREATIONAL BOATING INDUSTRY SALES IN FL-22

Boat Building	\$35.1
Motor / Engine Mfgr.	\$21.2
Accessory / Supplies Mfgr.	\$28.4
TOTAL MFR. SALES	\$84.7
Dealers / Wholesalers	\$257.4
Boat Services	\$1,121.9
TOTAL RETAIL & SERVICES SALES	\$1,379.3

BOAT BUILDING
MOTOR/ENG. MFR.
ACC./SUPPLIES MFR.
DLRS/WHOLESALERS
BOAT SERVICES



Source: NMMMA's Center of Knowledge; Recreational Marine Research Center at Michigan State University



National Marine Manufacturers Association

nmma.org

ECONOMIC SIGNIFICANCE OF RECREATIONAL BOATING IN FLORIDA

CONGRESSIONAL DISTRICT 23

Number of Recreational Boats*	18,662
Recreational Boating Industry Businesses	272
Total Jobs	2,511
Annual Recreational Boating-Related Spending	\$128.4 MILLION

TOTAL ANNUAL ECONOMIC IMPACT OF RECREATIONAL BOATING:



\$309.6 MILLION



RECREATIONAL BOATS IN FL-23

TOTAL BOATS* 18,662

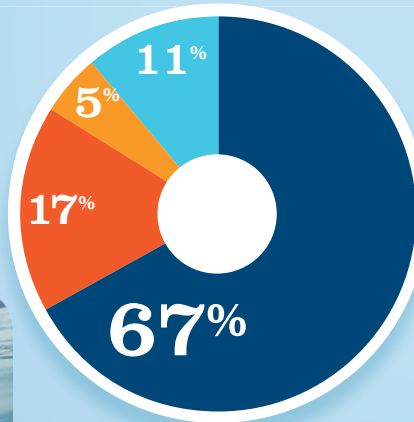
REGISTERED BOATS	18,662
Power boats	14,365
PWCs	3,363
Sailboats	633
Other Boats	301
HOUSEHOLDS PER BOAT	15.6



* Total boats are registered boats as reported by states to the USCG.

RECREATIONAL BOATING CREATES JOBS IN FL-23

TOTAL BOATING JOBS	2,929
Boat Building	326
Motor / Engine Mfgr.	9
Accessory / Supplies Mfgr.	136
Dealers / Wholesalers	483
Boat Services	1,975

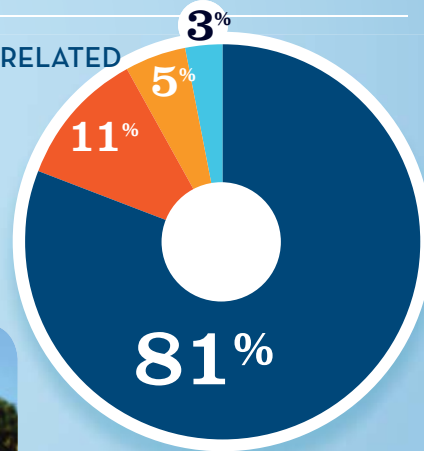


BOAT BUILDING 11%
 DLRS/WHOLESALERS 17%
 MOTOR/ENG. MFGR. + 0%
 ACC./SUPPLIES MFGR. 5%
 BOAT SERVICES 67%



RECREATIONAL BOATING-RELATED BUSINESSES IN FL-23

TOTAL BUSINESSES	272
Boat Building	8
Motor / Engine Mfgr.	1
Accessory / Supplies Mfgr.	14
Dealers / Wholesalers	30
Boat Services	219

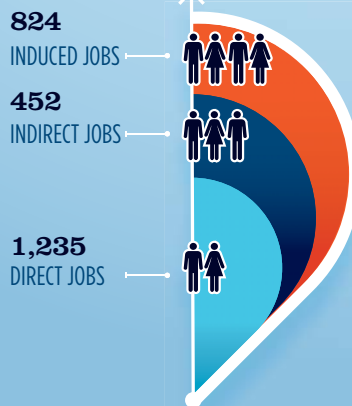


BOAT BUILDING 11%
 DLRS/WHOLESALERS 11%
 MOTOR/ENG. MFGR. + 0%
 ACC./SUPPLIES MFGR. 5%
 BOAT SERVICES 81%



ESTIMATED JOBS IMPACT OF RECREATIONAL BOATING-RELATED SPENDING IN FL-23

EST. TOTAL JOBS	2,511
EST. TOTAL LABOR INCOME (MILLIONS)	\$104.8
Est. Direct Income	\$43.8
Est. Indirect Income	\$24.9
Est. Induced Income	\$36.1



RECREATIONAL BOATING INDUSTRY SALES IN FL-23

Boat Building	\$69.8 MILLION
Motor / Engine Mfgr.	\$5.3 MILLION
Accessory / Supplies Mfgr.	\$31.1 MILLION
TOTAL MFG. SALES	\$106.1 MILLION
Dealers / Wholesalers	\$231.2 MILLION
Boat Services	\$660.2 MILLION
TOTAL RETAIL & SERVICES SALES	\$891.4 MILLION

BOAT BUILDING
 DLRS/WHOLESALERS
 MOTOR/ENG. MFGR.
 ACC./SUPPLIES MFGR.
 BOAT SERVICES

Source: NMMMA's Center of Knowledge; Recreational Marine Research Center at Michigan State University



National Marine Manufacturers Association

nmma.org

ECONOMIC SIGNIFICANCE OF RECREATIONAL BOATING IN FLORIDA

CONGRESSIONAL DISTRICT 24

Number of Recreational Boats*	8,720
Recreational Boating Industry Businesses	131
Total Jobs	1,166
Annual Recreational Boating-Related Spending	\$59.9 MILLION



TOTAL ANNUAL ECONOMIC IMPACT OF RECREATIONAL BOATING:

\$144.3 MILLION



RECREATIONAL BOATS IN FL-24

TOTAL BOATS* ▶ 8,720

REGISTERED BOATS 8,720

Power boats	6,740
PWCs	1,712
Sailboats	228
Other Boats	40

HOUSEHOLDS PER BOAT 27.5

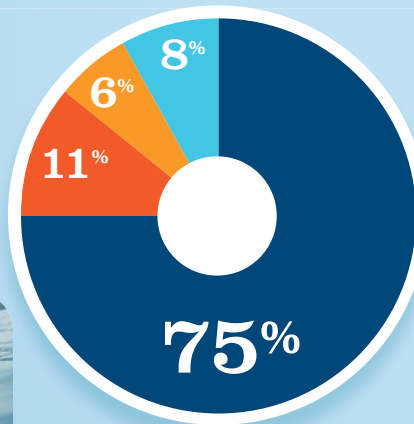


* Total boats are registered boats as reported by states to the USCG.

RECREATIONAL BOATING CREATES JOBS IN FL-24

TOTAL BOATING JOBS ▶ 1,358

Boat Building	111
Motor / Engine Mfgr.	5
Accessory / Supplies Mfgr.	77
Dealers / Wholesalers	142
Boat Services	1,023



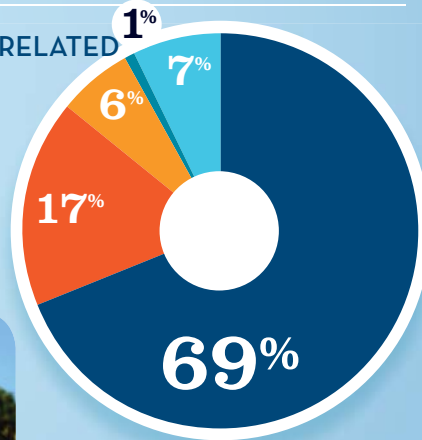
● BOAT BUILDING
 ● DLRS/WHOLESALERS
 ● MOTOR/ENG. MFGR. +
 ● BOAT SERVICES
 ● ACC./SUPPLIES MFGR.



RECREATIONAL BOATING-RELATED BUSINESSES IN FL-24

TOTAL BUSINESSES ▶ 131

Boat Building	9
Motor / Engine Mfgr.	1
Accessory / Supplies Mfgr.	8
Dealers / Wholesalers	22
Boat Services	91



● BOAT BUILDING
 ● DLRS/WHOLESALERS
 ● MOTOR/ENG. MFGR.
 ● BOAT SERVICES
 ● ACC./SUPPLIES MFGR.

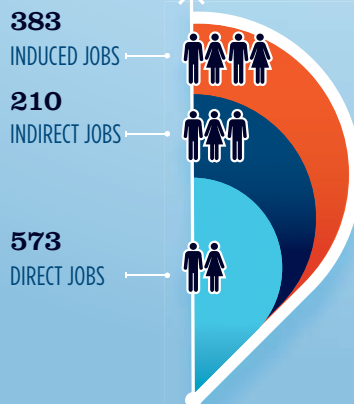


ESTIMATED JOBS IMPACT OF RECREATIONAL BOATING-RELATED SPENDING IN FL-24

EST. TOTAL JOBS ▶ 1,166

EST. TOTAL LABOR INCOME ▶ \$48.7 MILLIONS

Est. Direct Income	\$20.3
Est. Indirect Income	\$11.6
Est. Induced Income	\$16.8



RECREATIONAL BOATING INDUSTRY SALES IN FL-24

Boat Building	\$24.7 MILLION
Motor / Engine Mfgr.	\$2.9 MILLION
Accessory / Supplies Mfgr.	\$14.2 MILLION
TOTAL MFGR. SALES	\$41.8 MILLION
Dealers / Wholesalers	\$93.1 MILLION
Boat Services	\$235.9 MILLION
TOTAL RETAIL & SERVICES SALES	\$329.0 MILLION

● BOAT BUILDING
 ● DLRS/WHOLESALERS
 ● MOTOR/ENG. MFGR.
 ● BOAT SERVICES
 ● ACC./SUPPLIES MFGR.

Source: NMMMA's Center of Knowledge; Recreational Marine Research Center at Michigan State University



National Marine Manufacturers Association

nmma.org

ECONOMIC SIGNIFICANCE OF RECREATIONAL BOATING IN FLORIDA

CONGRESSIONAL DISTRICT 25

Number of Recreational Boats*	19,403
Recreational Boating Industry Businesses	116
Total Jobs	2,069
Annual Recreational Boating-Related Spending	\$108.4 MILLION


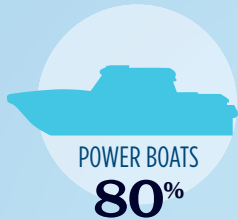


TOTAL ANNUAL ECONOMIC IMPACT OF RECREATIONAL BOATING:

\$258.7 MILLION

RECREATIONAL BOATS IN FL-25

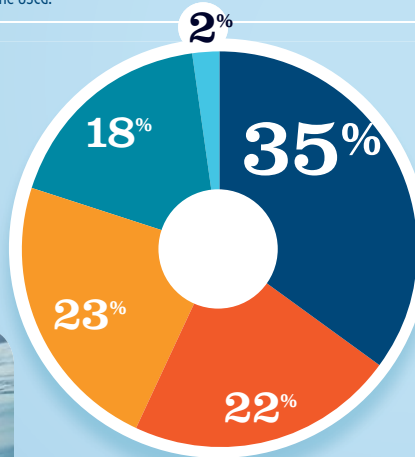
TOTAL BOATS*	▶ 19,403
REGISTERED BOATS	19,403
Power boats	15,494
PWCs	3,155
Sailboats	314
Other Boats	440
HOUSEHOLDS PER BOAT	11.8



* Total boats are registered boats as reported by states to the USCG.

RECREATIONAL BOATING CREATES JOBS IN FL-25

TOTAL BOATING JOBS	▶ 714
Boat Building	12
Motor / Engine Mfgr.	127
Accessory / Supplies Mfgr.	165
Dealers / Wholesalers	160
Boat Services	250

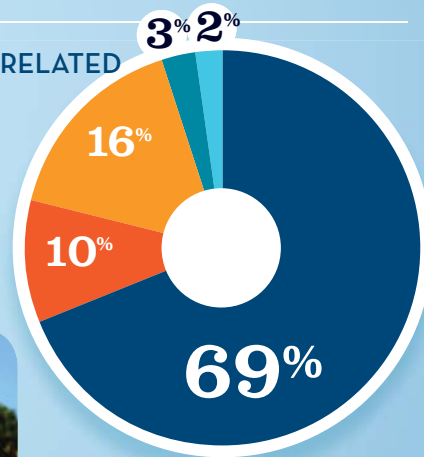


● BOAT BUILDING ● DLRS/WHOLESALERS
● MOTOR/ENG. MFG. ● BOAT SERVICES
● ACC./SUPPLIES MFG.



RECREATIONAL BOATING-RELATED BUSINESSES IN FL-25

TOTAL BUSINESSES	▶ 116
Boat Building	2
Motor / Engine Mfgr.	3
Accessory / Supplies Mfgr.	19
Dealers / Wholesalers	12
Boat Services	80

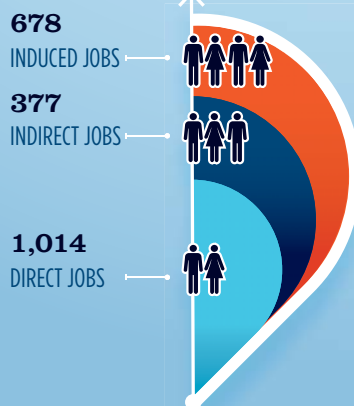


● BOAT BUILDING ● DLRS/WHOLESALERS
● MOTOR/ENG. MFG. ● BOAT SERVICES
● ACC./SUPPLIES MFG.



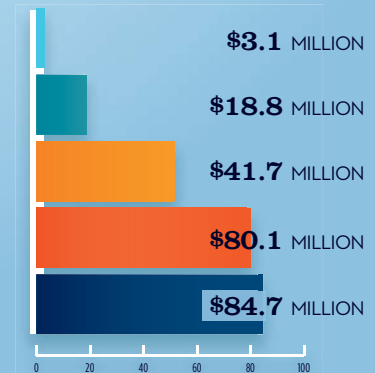
ESTIMATED JOBS IMPACT OF RECREATIONAL BOATING-RELATED SPENDING IN FL-25

EST. TOTAL JOBS	▶ 2,069
EST. TOTAL LABOR INCOME	\$86.2 MILLIONS
Est. Direct Income	\$35.5
Est. Indirect Income	\$21.0
Est. Induced Income	\$29.7



RECREATIONAL BOATING INDUSTRY SALES IN FL-25

Boat Building	\$3.1	\$3.1 MILLION
Motor / Engine Mfgr.	\$18.8	\$18.8 MILLION
Accessory / Supplies Mfgr.	\$41.7	\$41.7 MILLION
TOTAL MFG. SALES	\$63.6	
Dealers / Wholesalers	\$80.1	\$80.1 MILLION
Boat Services	\$84.7	\$84.7 MILLION
TOTAL RETAIL & SERVICES SALES	\$164.8	



Source: NMMMA's Center of Knowledge; Recreational Marine Research Center at Michigan State University



National Marine Manufacturers Association

nmma.org

ECONOMIC SIGNIFICANCE OF RECREATIONAL BOATING IN FLORIDA

CONGRESSIONAL DISTRICT 26

Number of Recreational Boats*	34,085
Recreational Boating Industry Businesses	332
Total Jobs	4,237
Annual Recreational Boating-Related Spending	\$219.0 MILLION

TOTAL ANNUAL ECONOMIC IMPACT OF RECREATIONAL BOATING:

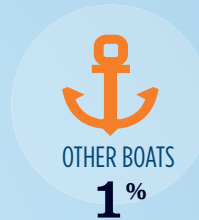

\$525.5

 MILLION

RECREATIONAL BOATS IN FL-26

TOTAL BOATS* ▶ **34,085**

REGISTERED BOATS	34,085
Power boats	28,916
PWCs	3,599
Sailboats	1,251
Other Boats	319
HOUSEHOLDS PER BOAT	6.7

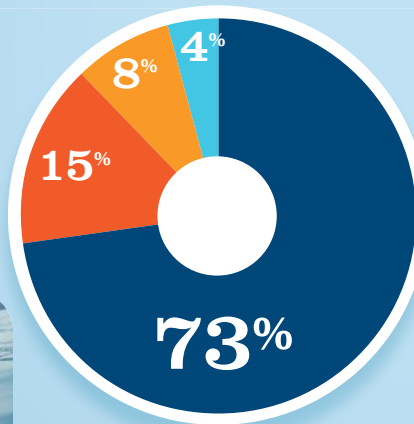


* Total boats are registered boats as reported by states to the USCG.

RECREATIONAL BOATING CREATES JOBS IN FL-26

TOTAL BOATING JOBS ▶ **1,488**

Boat Building	54
Motor / Engine Mfgr.	-
Accessory / Supplies Mfgr.	119
Dealers / Wholesalers	224
Boat Services	1,091



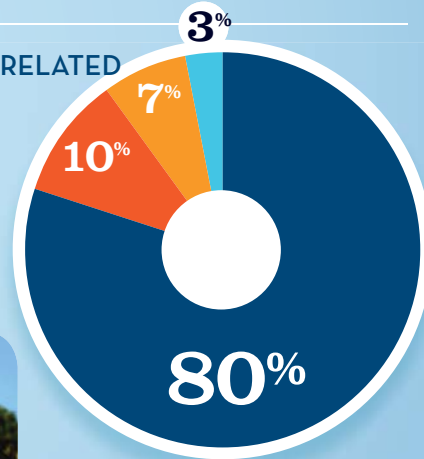
● BOAT BUILDING ● DLRS/WHOLESALERS
● MOTOR/ENG. MFGR. ● BOAT SERVICES
● ACC./SUPPLIES MFGR. ● + 0%



RECREATIONAL BOATING-RELATED BUSINESSES IN FL-26

TOTAL BUSINESSES ▶ **332**

Boat Building	10
Motor / Engine Mfgr.	-
Accessory / Supplies Mfgr.	23
Dealers / Wholesalers	34
Boat Services	265



● BOAT BUILDING ● DLRS/WHOLESALERS
● MOTOR/ENG. MFGR. ● BOAT SERVICES
● ACC./SUPPLIES MFGR. ● + 0%

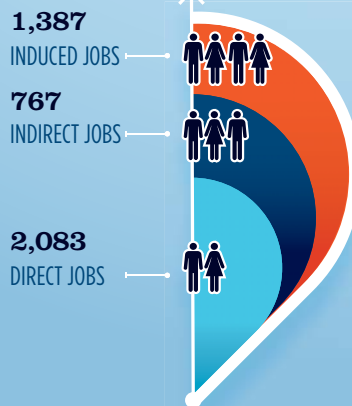


ESTIMATED JOBS IMPACT OF RECREATIONAL BOATING-RELATED SPENDING IN FL-26

EST. TOTAL JOBS ▶ **4,237**

EST. TOTAL LABOR INCOME ▶ **\$176.3** MILLIONS

Est. Direct Income	\$73.2
Est. Indirect Income	\$42.4
Est. Induced Income	\$60.7



RECREATIONAL BOATING INDUSTRY SALES IN FL-26

Boat Building	\$13.9	\$13.9 MILLION
Motor / Engine Mfgr.	\$0.0	\$0.0 MILLION
Accessory / Supplies Mfgr.	\$24.6	\$24.6 MILLION
TOTAL MFG. SALES	\$38.5	
Dealers / Wholesalers	\$115.3	\$115.3 MILLION
Boat Services	\$250.5	\$250.5 MILLION
TOTAL RETAIL & SERVICES SALES	\$365.8	

● BOAT BUILDING ● DLRS/WHOLESALERS
● MOTOR/ENG. MFGR. ● BOAT SERVICES
● ACC./SUPPLIES MFGR.

Source: NMMMA's Center of Knowledge; Recreational Marine Research Center at Michigan State University



National Marine Manufacturers Association

nmma.org

ECONOMIC SIGNIFICANCE OF RECREATIONAL BOATING IN FLORIDA

CONGRESSIONAL DISTRICT 27

Number of Recreational Boats*	19,729
Recreational Boating Industry Businesses	193
Total Jobs	2,914
Annual Recreational Boating-Related Spending	\$148.7 MILLION



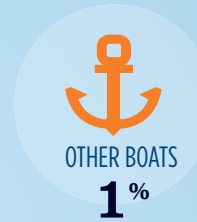

TOTAL ANNUAL ECONOMIC IMPACT OF RECREATIONAL BOATING:

\$359.2 MILLION

RECREATIONAL BOATS IN FL-27

TOTAL BOATS* **19,729**

REGISTERED BOATS	19,729
Power boats	16,350
PWCs	2,516
Sailboats	720
Other Boats	143
HOUSEHOLDS PER BOAT	12.7

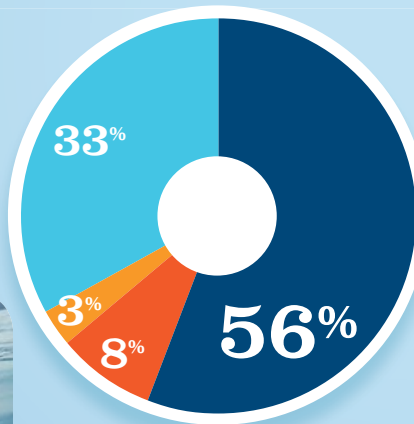


* Total boats are registered boats as reported by states to the USCG.

RECREATIONAL BOATING CREATES JOBS IN FL-27

TOTAL BOATING JOBS **1,980**

Boat Building	656
Motor / Engine Mfgr.	-
Accessory / Supplies Mfgr.	60
Dealers / Wholesalers	147
Boat Services	1,117



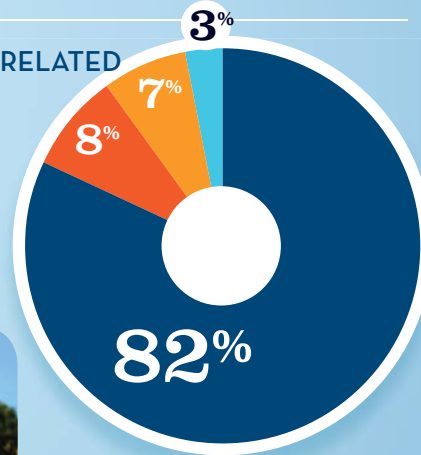
BOAT BUILDING 33%
MOTOR/ENG. MFGR. + 3%
ACC./SUPPLIES MFGR. 0%
DLRS/WHOLESALERS 8%
BOAT SERVICES 56%



RECREATIONAL BOATING-RELATED BUSINESSES IN FL-27

TOTAL BUSINESSES **193**

Boat Building	6
Motor / Engine Mfgr.	-
Accessory / Supplies Mfgr.	13
Dealers / Wholesalers	15
Boat Services	159



BOAT BUILDING 3%
MOTOR/ENG. MFGR. + 7%
ACC./SUPPLIES MFGR. 0%
DLRS/WHOLESALERS 8%
BOAT SERVICES 82%

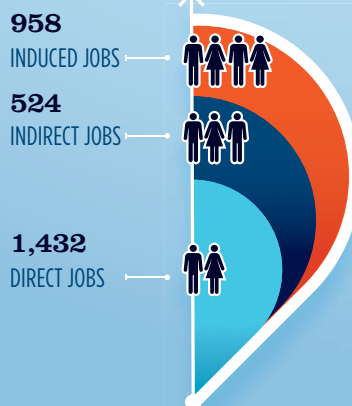


ESTIMATED JOBS IMPACT OF RECREATIONAL BOATING-RELATED SPENDING IN FL-27

EST. TOTAL JOBS **2,914**

EST. TOTAL LABOR INCOME **\$121.7** MILLIONS

Est. Direct Income	\$50.9
Est. Indirect Income	\$28.9
Est. Induced Income	\$41.9

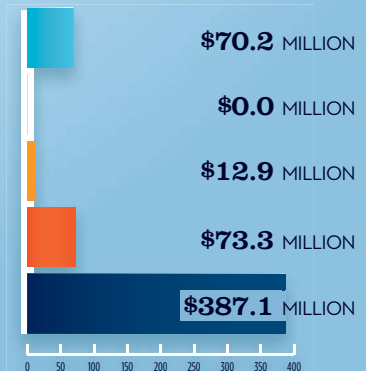


RECREATIONAL BOATING INDUSTRY SALES IN FL-27

Boat Building	\$70.2
Motor / Engine Mfgr.	\$0.0
Accessory / Supplies Mfgr.	\$12.9
TOTAL MFGR. SALES	\$83.1

Dealers / Wholesalers	\$73.3
Boat Services	\$387.1
TOTAL RETAIL & SERVICES SALES	\$460.4

BOAT BUILDING 83.1%
MOTOR/ENG. MFGR. 0.0%
ACC./SUPPLIES MFGR. 12.9%
DLRS/WHOLESALERS 73.3%
BOAT SERVICES 387.1%



Source: NMMMA's Center of Knowledge; Recreational Marine Research Center at Michigan State University



National Marine Manufacturers Association

nmma.org

ECONOMIC SIGNIFICANCE OF RECREATIONAL BOATING IN GEORGIA



TOTAL ANNUAL ECONOMIC IMPACT OF RECREATIONAL BOATING:

\$3.30 BILLION

Number of Recreational Boats*	338,285
Recreational Boating Industry Businesses	661
Total Jobs	25,994
Annual Recreational Boating-Related Spending	\$1.4 BILLION

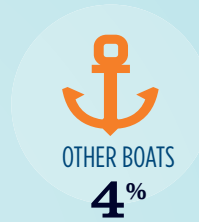

RECREATIONAL BOATS IN GEORGIA

TOTAL BOATS* ▶ **338,285**

REGISTERED BOATS 338,285

Power boats	276,287
PWCs	45,544
Sailboats	4,576
Other Boats	11,878

HOUSEHOLDS PER BOAT 10.7

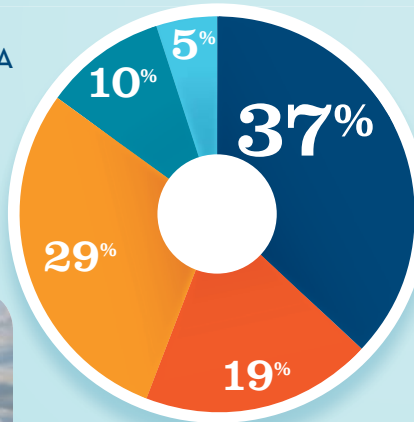


* Total boats are registered boats as reported by states to the USCG.

RECREATIONAL BOATING CREATES JOBS IN GEORGIA

TOTAL BOATING JOBS ▶ **5,953**

Boat Building	291
Motor / Engine Mfgr.	611
Accessory / Supplies Mfgr.	1,743
Dealers / Wholesalers	1,140
Boat Services	2,168



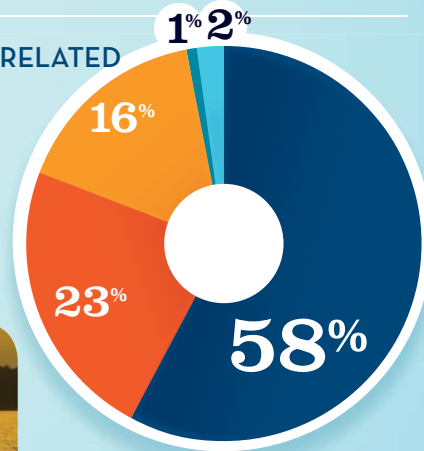
● BOAT BUILDING
 ● DLRS/WHOLESALEERS
● MOTOR/ENG. MFG.
 ● BOAT SERVICES
● ACC./SUPPLIES MFG.



RECREATIONAL BOATING-RELATED BUSINESSES IN GEORGIA

TOTAL BUSINESSES ▶ **661**

Boat Building	14
Motor / Engine Mfgr.	3
Accessory / Supplies Mfgr.	106
Dealers / Wholesalers	153
Boat Services	385



● BOAT BUILDING
 ● DLRS/WHOLESALEERS
● MOTOR/ENG. MFG.
 ● BOAT SERVICES
● ACC./SUPPLIES MFG.

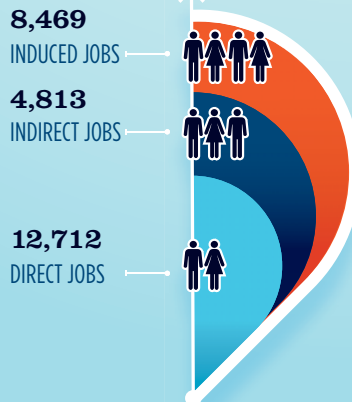


ESTIMATED JOBS IMPACT OF RECREATIONAL BOATING-RELATED SPENDING IN GEORGIA

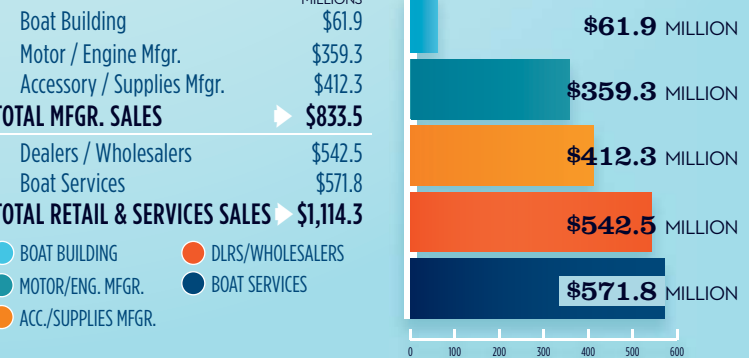
EST. TOTAL JOBS ▶ **25,994**

EST. TOTAL LABOR INCOME **\$1,076.5** MILLIONS

Est. Direct Income	\$436.7
Est. Indirect Income	\$269.7
Est. Induced Income	\$370.7



RECREATIONAL BOATING INDUSTRY SALES IN GEORGIA



Source: NMMMA's Center of Knowledge; Recreational Marine Research Center at Michigan State University



National Marine Manufacturers Association

nmma.org

ECONOMIC SIGNIFICANCE OF RECREATIONAL BOATING IN GEORGIA

CONGRESSIONAL DISTRICT 1

Number of Recreational Boats*	37,928
Recreational Boating Industry Businesses	146
Total Jobs	2,695
Annual Recreational Boating-Related Spending	\$145.8 MILLION

TOTAL ANNUAL ECONOMIC IMPACT OF RECREATIONAL BOATING:


\$342.4

 MILLION

RECREATIONAL BOATS IN GA-1

TOTAL BOATS* ▶ 37,928

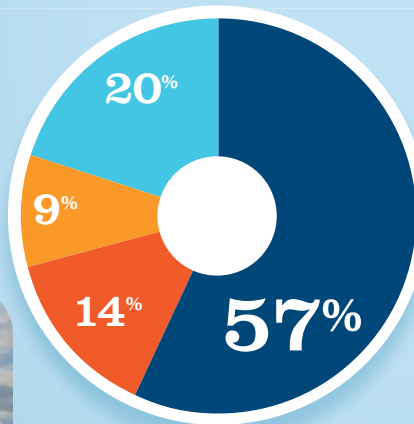
REGISTERED BOATS	37,928
Power boats	34,612
PWCs	2,475
Sailboats	586
Other Boats	255
HOUSEHOLDS PER BOAT	7.0



* Total boats are registered boats as reported by states to the USCG.

RECREATIONAL BOATING CREATES JOBS IN GA-1

TOTAL BOATING JOBS	▶ 1,066
Boat Building	210
Motor / Engine Mfgr.	-
Accessory / Supplies Mfgr.	101
Dealers / Wholesalers	144
Boat Services	611

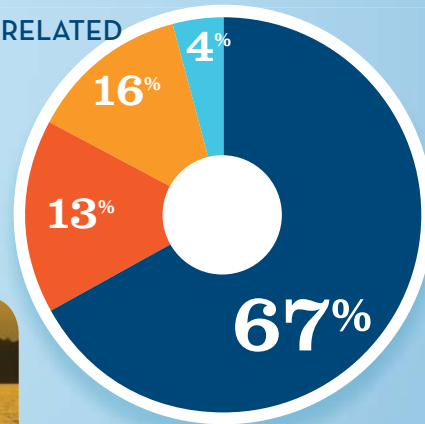


● BOAT BUILDING ● DLRS/WHOLESALERS
● MOTOR/ENG. MFGR. † ● BOAT SERVICES
● ACC./SUPPLIES MFGR. † 0%



RECREATIONAL BOATING-RELATED BUSINESSES IN GA-1

TOTAL BUSINESSES	▶ 146
Boat Building	6
Motor / Engine Mfgr.	-
Accessory / Supplies Mfgr.	19
Dealers / Wholesalers	23
Boat Services	98

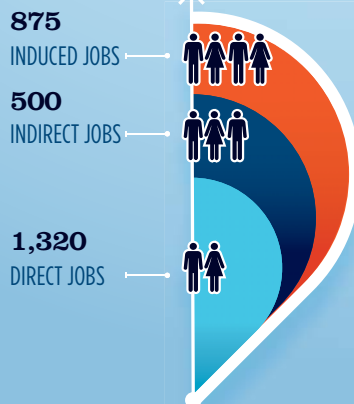


● BOAT BUILDING ● DLRS/WHOLESALERS
● MOTOR/ENG. MFGR. † ● BOAT SERVICES
● ACC./SUPPLIES MFGR. † 0%



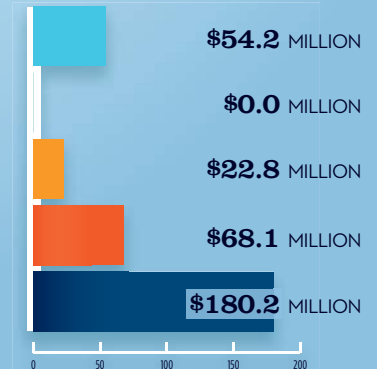
ESTIMATED JOBS IMPACT OF RECREATIONAL BOATING-RELATED SPENDING IN GA-1

EST. TOTAL JOBS	▶ 2,695
EST. TOTAL LABOR INCOME	▶ \$111.2 MILLIONS
Est. Direct Income	\$44.9
Est. Indirect Income	\$28.0
Est. Induced Income	\$38.3



RECREATIONAL BOATING INDUSTRY SALES IN GA-1

Boat Building	\$54.2
Motor / Engine Mfgr.	\$0.0
Accessory / Supplies Mfgr.	\$22.8
TOTAL MFG. SALES	▶ \$77.0
Dealers / Wholesalers	\$68.1
Boat Services	\$180.2
TOTAL RETAIL & SERVICES SALES	▶ \$248.3



● BOAT BUILDING ● DLRS/WHOLESALERS
● MOTOR/ENG. MFGR. ● BOAT SERVICES
● ACC./SUPPLIES MFGR.

Source: NMMMA's Center of Knowledge; Recreational Marine Research Center at Michigan State University



National Marine Manufacturers Association

nmma.org

ECONOMIC SIGNIFICANCE OF RECREATIONAL BOATING IN GEORGIA

CONGRESSIONAL DISTRICT 3

Number of Recreational Boats*	26,168
Recreational Boating Industry Businesses	17
Total Jobs	1,918
Annual Recreational Boating-Related Spending	\$104.0 MILLION

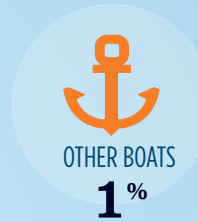

TOTAL ANNUAL ECONOMIC IMPACT OF RECREATIONAL BOATING:

\$244.3 MILLION

RECREATIONAL BOATS IN GA-3

TOTAL BOATS* **26,168**

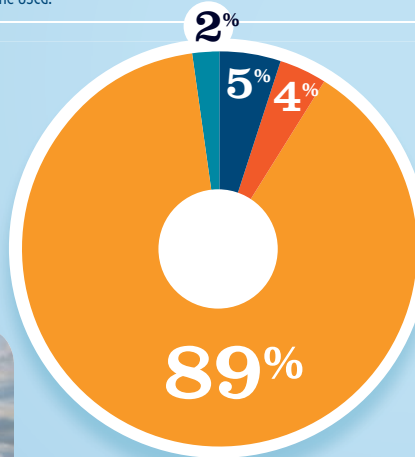
REGISTERED BOATS	26,168
Power boats	21,660
PWCs	3,924
Sailboats	328
Other Boats	256
HOUSEHOLDS PER BOAT	9.8



* Total boats are registered boats as reported by states to the USCG.

RECREATIONAL BOATING CREATES JOBS IN GA-3

TOTAL BOATING JOBS	420
Boat Building	1
Motor / Engine Mfgr.	7
Accessory / Supplies Mfgr.	374
Dealers / Wholesalers	16
Boat Services	22

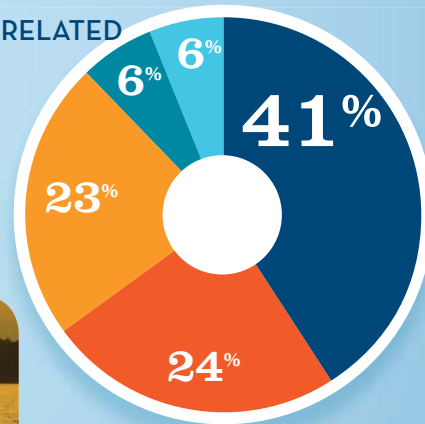


BOAT BUILDING + 2%
MOTOR/ENG. MFGR. 5%
ACC./SUPPLIES MFGR. 89%
DLRS/WHOLESALERS 4%
BOAT SERVICES 0%



RECREATIONAL BOATING-RELATED BUSINESSES IN GA-3

TOTAL BUSINESSES	17
Boat Building	1
Motor / Engine Mfgr.	1
Accessory / Supplies Mfgr.	4
Dealers / Wholesalers	4
Boat Services	7

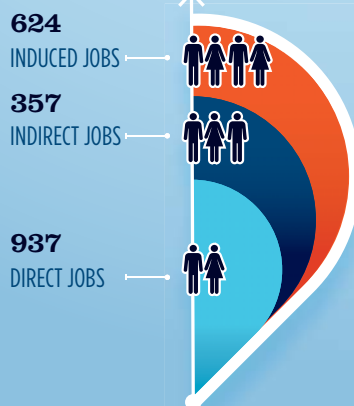


BOAT BUILDING 6%
MOTOR/ENG. MFGR. 6%
ACC./SUPPLIES MFGR. 23%
DLRS/WHOLESALERS 24%
BOAT SERVICES 41%



ESTIMATED JOBS IMPACT OF RECREATIONAL BOATING-RELATED SPENDING IN GA-3

EST. TOTAL JOBS	1,918
EST. TOTAL LABOR INCOME (MILLIONS)	\$79.3
Est. Direct Income	\$32.0
Est. Indirect Income	\$20.0
Est. Induced Income	\$27.3



RECREATIONAL BOATING INDUSTRY SALES IN GA-3

Boat Building	\$0.3	\$0.3 MILLION
Motor / Engine Mfgr.	\$4.1	\$4.1 MILLION
Accessory / Supplies Mfgr.	\$97.2	\$97.2 MILLION
TOTAL MFGR. SALES	\$101.6	
Dealers / Wholesalers	\$8.5	\$8.5 MILLION
Boat Services	\$5.5	\$5.5 MILLION
TOTAL RETAIL & SERVICES SALES	\$14.0	

BOAT BUILDING
MOTOR/ENG. MFGR.
ACC./SUPPLIES MFGR.
DLRS/WHOLESALERS
BOAT SERVICES

Source: NMMA's Center of Knowledge; Recreational Marine Research Center at Michigan State University



National Marine Manufacturers Association

nmma.org

ECONOMIC SIGNIFICANCE OF RECREATIONAL BOATING IN GEORGIA

CONGRESSIONAL DISTRICT 6

Number of Recreational Boats*	16,425
Recreational Boating Industry Businesses	20
Total Jobs	1,722
Annual Recreational Boating-Related Spending	\$90.0 MILLION





TOTAL ANNUAL ECONOMIC IMPACT OF RECREATIONAL BOATING:

\$214.8 MILLION

RECREATIONAL BOATS IN GA-6

TOTAL BOATS* ▶ 16,425

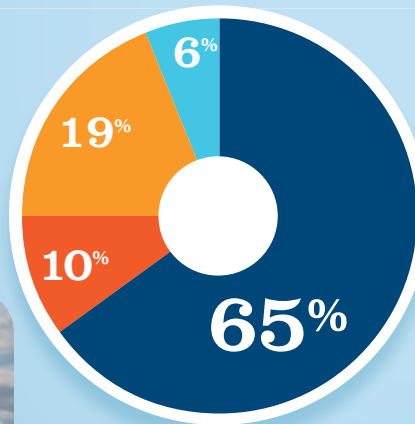
REGISTERED BOATS	16,425
Power boats	12,076
PWCs	3,733
Sailboats	580
Other Boats	36
HOUSEHOLDS PER BOAT	16.6



* Total boats are registered boats as reported by states to the USCG.

RECREATIONAL BOATING CREATES JOBS IN GA-6

TOTAL BOATING JOBS	▶ 143
Boat Building	8
Motor / Engine Mfgr.	-
Accessory / Supplies Mfgr.	27
Dealers / Wholesalers	15
Boat Services	93

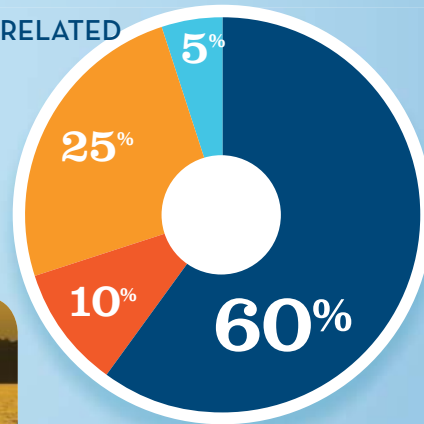


BOAT BUILDING 6%
DLRS/WHOLESALERS 10%
MOTOR/ENG. MFGR. † 0%
ACC./SUPPLIES MFGR. 19%
BOAT SERVICES 65%



RECREATIONAL BOATING-RELATED BUSINESSES IN GA-6

TOTAL BUSINESSES	▶ 20
Boat Building	1
Motor / Engine Mfgr.	-
Accessory / Supplies Mfgr.	5
Dealers / Wholesalers	2
Boat Services	12

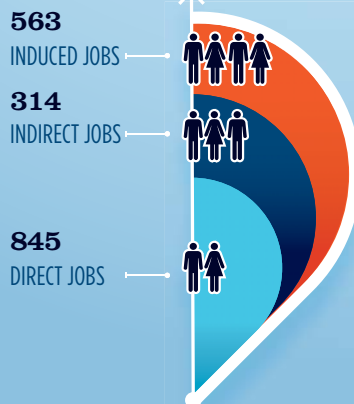


BOAT BUILDING 5%
DLRS/WHOLESALERS 10%
MOTOR/ENG. MFGR. † 0%
ACC./SUPPLIES MFGR. 25%
BOAT SERVICES 60%



ESTIMATED JOBS IMPACT OF RECREATIONAL BOATING-RELATED SPENDING IN GA-6

EST. TOTAL JOBS	▶ 1,722
EST. TOTAL LABOR INCOME	▶ \$71.5 MILLIONS
Est. Direct Income	\$29.5
Est. Indirect Income	\$17.4
Est. Induced Income	\$24.6



RECREATIONAL BOATING INDUSTRY SALES IN GA-6

Boat Building	\$2.1 MILLION
Motor / Engine Mfgr.	\$0.0 MILLION
Accessory / Supplies Mfgr.	\$7.0 MILLION
TOTAL MFGR. SALES	\$9.1 MILLION
Dealers / Wholesalers	\$7.1 MILLION
Boat Services	\$22.4 MILLION
TOTAL RETAIL & SERVICES SALES	\$29.5 MILLION

BOAT BUILDING
DLRS/WHOLESALERS
MOTOR/ENG. MFGR.
ACC./SUPPLIES MFGR.
BOAT SERVICES

Source: NMMA's Center of Knowledge; Recreational Marine Research Center at Michigan State University



National Marine Manufacturers Association

nmma.org

ECONOMIC SIGNIFICANCE OF RECREATIONAL BOATING IN GEORGIA

CONGRESSIONAL DISTRICT 8

Number of Recreational Boats*	29,739
Recreational Boating Industry Businesses	22
Total Jobs	1,381
Annual Recreational Boating-Related Spending	\$107.0 MILLION

TOTAL ANNUAL ECONOMIC IMPACT OF RECREATIONAL BOATING:

\$250.0 MILLION

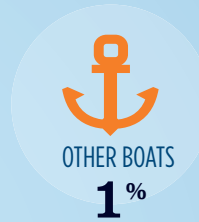

RECREATIONAL BOATS IN GA-8

TOTAL BOATS* **29,739**

REGISTERED BOATS **29,739**

Power boats	26,688
PWCs	2,493
Sailboats	191
Other Boats	367

HOUSEHOLDS PER BOAT **8.8**

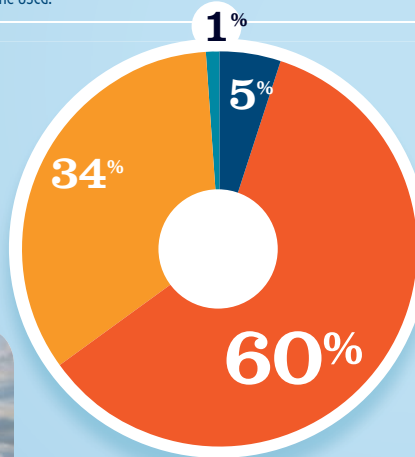


* Total boats are registered boats as reported by states to the USCG.

RECREATIONAL BOATING CREATES JOBS IN GA-8

TOTAL BOATING JOBS **299**

Boat Building	1
Motor / Engine Mfgr.	4
Accessory / Supplies Mfgr.	101
Dealers / Wholesalers	180
Boat Services	13



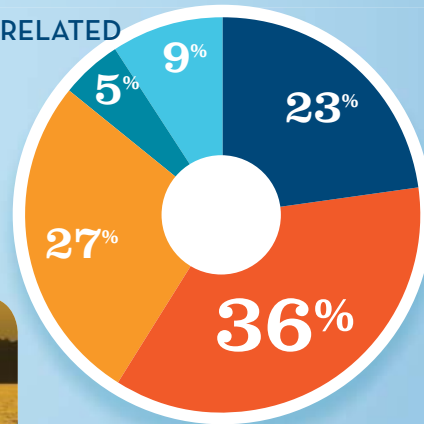
BOAT BUILDING +
MOTOR/ENG. MFGR.
ACC./SUPPLIES MFGR.
DLRS/WHOLESALERS
BOAT SERVICES
+ 0%



RECREATIONAL BOATING-RELATED BUSINESSES IN GA-8

TOTAL BUSINESSES **22**

Boat Building	2
Motor / Engine Mfgr.	1
Accessory / Supplies Mfgr.	6
Dealers / Wholesalers	8
Boat Services	5



BOAT BUILDING
MOTOR/ENG. MFGR.
ACC./SUPPLIES MFGR.
DLRS/WHOLESALERS
BOAT SERVICES

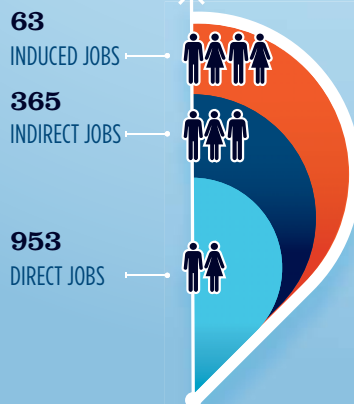


ESTIMATED JOBS IMPACT OF RECREATIONAL BOATING-RELATED SPENDING IN GA-8

EST. TOTAL JOBS **1,381**

EST. TOTAL LABOR INCOME **\$80.5** MILLIONS

Est. Direct Income	\$32.3
Est. Indirect Income	\$20.5
Est. Induced Income	\$27.7

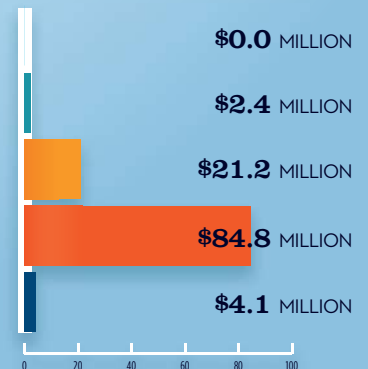


RECREATIONAL BOATING INDUSTRY SALES IN GA-8

Boat Building	\$0.0
Motor / Engine Mfgr.	\$2.4
Accessory / Supplies Mfgr.	\$21.2
TOTAL MFG. SALES	\$23.6

Dealers / Wholesalers	\$84.8
Boat Services	\$4.1
TOTAL RETAIL & SERVICES SALES	\$88.9

BOAT BUILDING
MOTOR/ENG. MFGR.
ACC./SUPPLIES MFGR.
DLRS/WHOLESALERS
BOAT SERVICES



Source: NMMMA's Center of Knowledge; Recreational Marine Research Center at Michigan State University



National Marine Manufacturers Association

nmma.org

ECONOMIC SIGNIFICANCE OF RECREATIONAL BOATING IN GEORGIA

CONGRESSIONAL DISTRICT 11

Number of Recreational Boats*	21,500
Recreational Boating Industry Businesses	45
Total Jobs	2,006
Annual Recreational Boating-Related Spending	\$106.5 MILLION



TOTAL ANNUAL ECONOMIC IMPACT OF RECREATIONAL BOATING:

\$252.8 MILLION

RECREATIONAL BOATS IN GA-11

TOTAL BOATS* ▶ 21,500

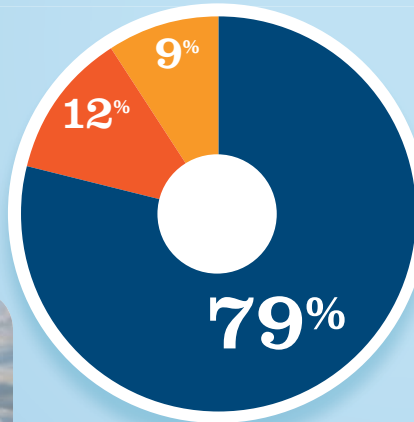
REGISTERED BOATS	21,500
Power boats	16,910
PWCs	4,114
Sailboats	381
Other Boats	95
HOUSEHOLDS PER BOAT	12.2



* Total boats are registered boats as reported by states to the USCG.

RECREATIONAL BOATING CREATES JOBS IN GA-11

TOTAL BOATING JOBS	▶ 465
Boat Building	-
Motor / Engine Mfgr.	-
Accessory / Supplies Mfgr.	39
Dealers / Wholesalers	57
Boat Services	369

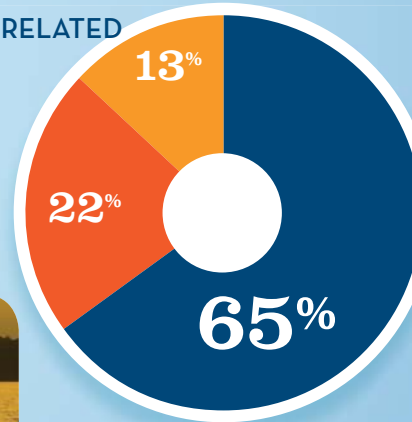


BOAT BUILDING †
MOTOR/ENG. MFGR. †
ACC./SUPPLIES MFGR.
DLRS/WHOLESALERS
BOAT SERVICES † 0%



RECREATIONAL BOATING-RELATED BUSINESSES IN GA-11

TOTAL BUSINESSES	▶ 45
Boat Building	-
Motor / Engine Mfgr.	-
Accessory / Supplies Mfgr.	6
Dealers / Wholesalers	10
Boat Services	29

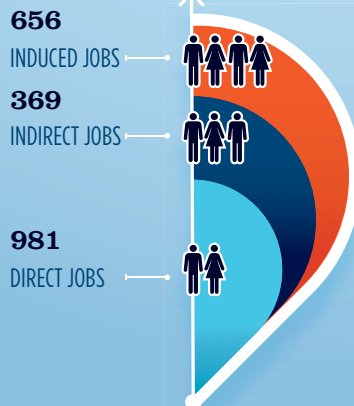


BOAT BUILDING †
MOTOR/ENG. MFGR. †
ACC./SUPPLIES MFGR.
DLRS/WHOLESALERS
BOAT SERVICES † 0%



ESTIMATED JOBS IMPACT OF RECREATIONAL BOATING-RELATED SPENDING IN GA-11

EST. TOTAL JOBS	▶ 2,006
EST. TOTAL LABOR INCOME	▶ \$83.4 MILLIONS
Est. Direct Income	\$34.1
Est. Indirect Income	\$20.6
Est. Induced Income	\$28.7



RECREATIONAL BOATING INDUSTRY SALES IN GA-11

Boat Building	\$0.0 MILLION
Motor / Engine Mfgr.	\$0.0 MILLION
Accessory / Supplies Mfgr.	\$9.4 MILLION
TOTAL MFG. SALES	▶ \$9.4
Dealers / Wholesalers	\$26.8 MILLION
Boat Services	\$75.5 MILLION
TOTAL RETAIL & SERVICES SALES	▶ \$102.3

BOAT BUILDING
MOTOR/ENG. MFGR.
ACC./SUPPLIES MFGR.
DLRS/WHOLESALERS
BOAT SERVICES

Source: NMMMA's Center of Knowledge; Recreational Marine Research Center at Michigan State University



National Marine Manufacturers Association

nmma.org

ECONOMIC SIGNIFICANCE OF RECREATIONAL BOATING IN GEORGIA

CONGRESSIONAL DISTRICT 12

Number of Recreational Boats*	32,531
Recreational Boating Industry Businesses	26
Total Jobs	2,059
Annual Recreational Boating-Related Spending	\$112.7 MILLION

TOTAL ANNUAL ECONOMIC IMPACT OF RECREATIONAL BOATING:

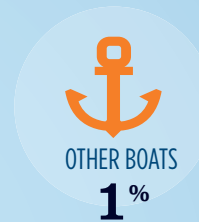

\$263.3 MILLION



RECREATIONAL BOATS IN GA-12

TOTAL BOATS* **32,531**

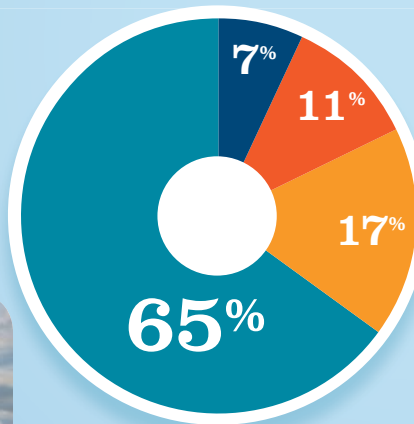
REGISTERED BOATS	32,531
Power boats	29,102
PWCs	2,943
Sailboats	215
Other Boats	271
HOUSEHOLDS PER BOAT	8.0



* Total boats are registered boats as reported by states to the USCG.

RECREATIONAL BOATING CREATES JOBS IN GA-12

TOTAL BOATING JOBS	926
Boat Building	-
Motor / Engine Mfgr.	600
Accessory / Supplies Mfgr.	161
Dealers / Wholesalers	99
Boat Services	66

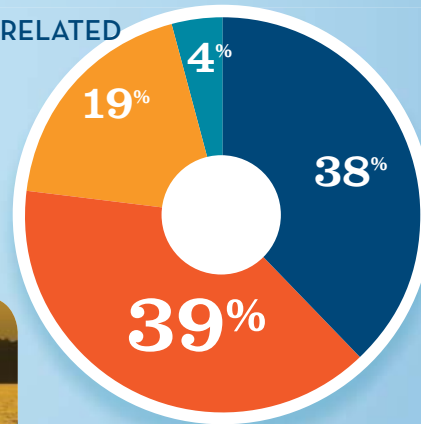


BOAT BUILDING †
MOTOR/ENG. MFGR.
ACC./SUPPLIES MFGR.
DLRS/WHOLESALERS
BOAT SERVICES
† 0%



RECREATIONAL BOATING-RELATED BUSINESSES IN GA-12

TOTAL BUSINESSES	26
Boat Building	-
Motor / Engine Mfgr.	1
Accessory / Supplies Mfgr.	5
Dealers / Wholesalers	10
Boat Services	10

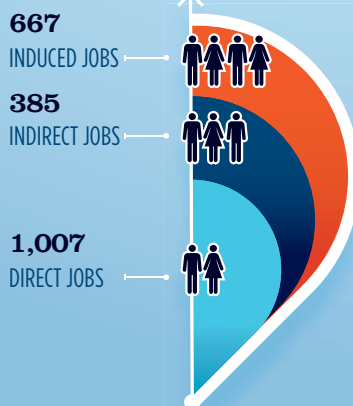


BOAT BUILDING †
MOTOR/ENG. MFGR.†
ACC./SUPPLIES MFGR.
DLRS/WHOLESALERS
BOAT SERVICES
† 0%



ESTIMATED JOBS IMPACT OF RECREATIONAL BOATING-RELATED SPENDING IN GA-12

EST. TOTAL JOBS	2,059
EST. TOTAL LABOR INCOME	\$84.8 MILLIONS
Est. Direct Income	\$34.0
Est. Indirect Income	\$21.6
Est. Induced Income	\$29.2



RECREATIONAL BOATING INDUSTRY SALES IN GA-12

Boat Building	\$0.0	\$0.0 MILLION
Motor / Engine Mfgr.	\$352.8	
Accessory / Supplies Mfgr.	\$38.4	
TOTAL MFG. SALES	\$391.2	
Dealers / Wholesalers	\$47.6	\$47.6 MILLION
Boat Services	\$8.6	\$8.6 MILLION
TOTAL RETAIL & SERVICES SALES	\$56.2	

BOAT BUILDING
MOTOR/ENG. MFGR.
ACC./SUPPLIES MFGR.
DLRS/WHOLESALERS
BOAT SERVICES

Source: NMMMA's Center of Knowledge; Recreational Marine Research Center at Michigan State University



National Marine Manufacturers Association

nmma.org

ECONOMIC SIGNIFICANCE OF RECREATIONAL BOATING IN GEORGIA

CONGRESSIONAL DISTRICT 14

Number of Recreational Boats*	21,450
Recreational Boating Industry Businesses	18
Total Jobs	1,619
Annual Recreational Boating-Related Spending	\$87.8 MILLION

TOTAL ANNUAL ECONOMIC IMPACT OF RECREATIONAL BOATING:

\$206.4

 MILLION

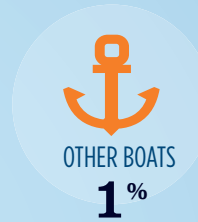

RECREATIONAL BOATS IN GA-14

TOTAL BOATS* ▶ 21,450

REGISTERED BOATS 21,450

Power boats	17,623
PWCs	3,510
Sailboats	165
Other Boats	152

HOUSEHOLDS PER BOAT 11.7

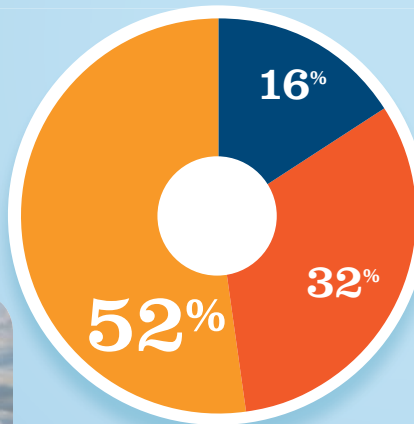


* Total boats are registered boats as reported by states to the USCG.

RECREATIONAL BOATING CREATES JOBS IN GA-14

TOTAL BOATING JOBS ▶ 98

Boat Building	-
Motor / Engine Mfgr.	-
Accessory / Supplies Mfgr.	51
Dealers / Wholesalers	31
Boat Services	16



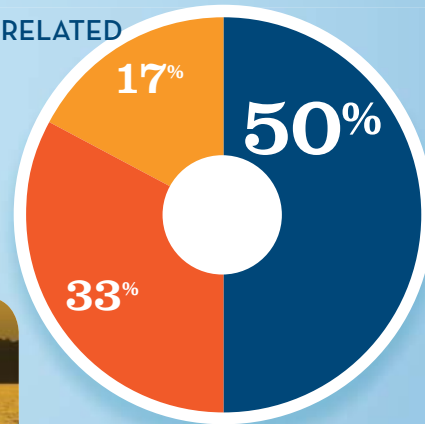
● BOAT BUILDING †
● MOTOR/ENG. MFGR. †
● ACC./SUPPLIES MFGR.
● DLRS/WHOLESALERS
● BOAT SERVICES
 † 0%



RECREATIONAL BOATING-RELATED BUSINESSES IN GA-14

TOTAL BUSINESSES ▶ 18

Boat Building	-
Motor / Engine Mfgr.	-
Accessory / Supplies Mfgr.	3
Dealers / Wholesalers	6
Boat Services	9



● BOAT BUILDING †
● MOTOR/ENG. MFGR. †
● ACC./SUPPLIES MFGR.
● DLRS/WHOLESALERS
● BOAT SERVICES
 † 0%

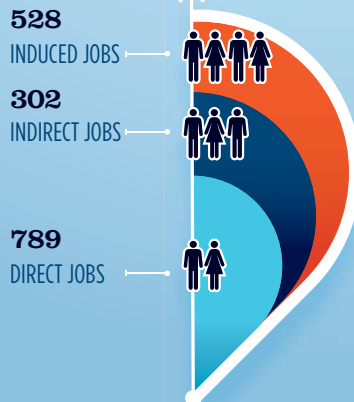


ESTIMATED JOBS IMPACT OF RECREATIONAL BOATING-RELATED SPENDING IN GA-14

EST. TOTAL JOBS ▶ 1,619

EST. TOTAL LABOR INCOME ▶ \$67.1 MILLIONS

Est. Direct Income	\$27.1
Est. Indirect Income	\$16.9
Est. Induced Income	\$23.1



RECREATIONAL BOATING INDUSTRY SALES IN GA-14

Boat Building	\$0.0	\$0.0 MILLION
Motor / Engine Mfgr.	\$0.0	\$0.0 MILLION
Accessory / Supplies Mfgr.	\$12.8	\$12.8 MILLION
TOTAL MFG. SALES	\$12.8	\$12.8 MILLION
Dealers / Wholesalers	\$14.6	\$14.6 MILLION
Boat Services	\$3.5	\$3.5 MILLION
TOTAL RETAIL & SERVICES SALES	\$18.1	\$18.1 MILLION

● BOAT BUILDING
● MOTOR/ENG. MFGR.
● ACC./SUPPLIES MFGR.
● DLRS/WHOLESALERS
● BOAT SERVICES

Source: NMMMA's Center of Knowledge; Recreational Marine Research Center at Michigan State University



National Marine Manufacturers Association

nmma.org

ECONOMIC SIGNIFICANCE OF RECREATIONAL BOATING IN NORTH CAROLINA



TOTAL ANNUAL ECONOMIC IMPACT OF RECREATIONAL BOATING:

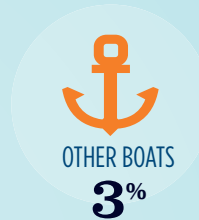

\$4.15 BILLION

Number of Recreational Boats*	396,125
Recreational Boating Industry Businesses	1,072
Total Jobs	32,827
Annual Recreational Boating-Related Spending	\$1.7 BILLION

RECREATIONAL BOATS IN NORTH CAROLINA

TOTAL BOATS* ▶ 396,125

REGISTERED BOATS	396,125
Power boats	323,785
PWCs	53,311
Sailboats	8,406
Other Boats	10,623
HOUSEHOLDS PER BOAT	9.6

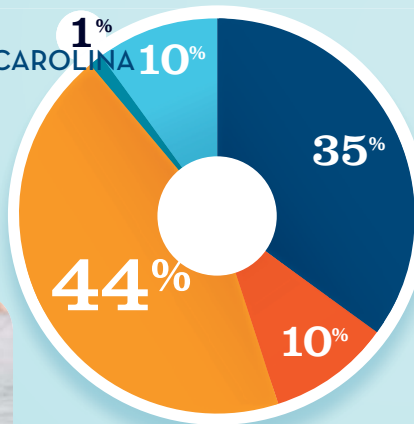


* Total boats are registered boats as reported by states to the USCG.

RECREATIONAL BOATING CREATES JOBS IN NORTH CAROLINA

TOTAL BOATING JOBS ▶ 11,887

Boat Building	1,172
Motor / Engine Mfgr.	72
Accessory / Supplies Mfgr.	5,269
Dealers / Wholesalers	1,172
Boat Services	4,202



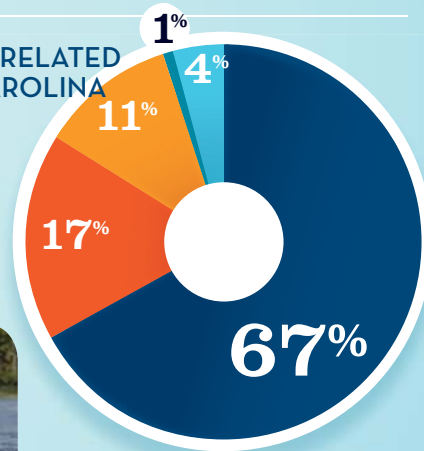
● BOAT BUILDING
● MOTOR/ENG. MFGR.
● ACC./SUPPLIES MFGR.
● DLRS/WHOLESALEERS
● BOAT SERVICES



RECREATIONAL BOATING-RELATED BUSINESSES IN NORTH CAROLINA

TOTAL BUSINESSES ▶ 1,072

Boat Building	46
Motor / Engine Mfgr.	6
Accessory / Supplies Mfgr.	118
Dealers / Wholesalers	180
Boat Services	722



● BOAT BUILDING
● MOTOR/ENG. MFGR.
● ACC./SUPPLIES MFGR.
● DLRS/WHOLESALEERS
● BOAT SERVICES




ESTIMATED JOBS IMPACT OF RECREATIONAL BOATING-RELATED SPENDING IN NORTH CAROLINA

EST. TOTAL JOBS ▶ 32,827

EST. TOTAL LABOR INCOME ▶ \$1,359.6 MILLIONS

Est. Direct Income	\$552.6
Est. Indirect Income	\$338.8
Est. Induced Income	\$468.2



RECREATIONAL BOATING INDUSTRY SALES IN NORTH CAROLINA

Boat Building	\$299.0 MILLION
Motor / Engine Mfgr.	\$42.3 MILLION
Accessory / Supplies Mfgr.	\$1,424.7 MILLION
TOTAL MFGR. SALES	\$1,766.0
Dealers / Wholesalers	\$563.8 MILLION
Boat Services	\$1,039.3 MILLION
TOTAL RETAIL & SERVICES SALES	\$1,603.1

● BOAT BUILDING
● MOTOR/ENG. MFGR.
● ACC./SUPPLIES MFGR.
● DLRS/WHOLESALEERS
● BOAT SERVICES



National Marine Manufacturers Association

nmma.org

ECONOMIC SIGNIFICANCE OF RECREATIONAL BOATING IN NORTH CAROLINA



TOTAL ANNUAL ECONOMIC IMPACT OF RECREATIONAL BOATING:

\$276.0 MILLION

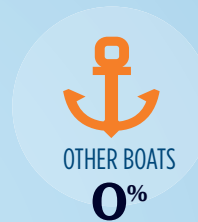

CONGRESSIONAL DISTRICT 1

Number of Recreational Boats*	26,689
Recreational Boating Industry Businesses	71
Total Jobs	2,175
Annual Recreational Boating-Related Spending	\$117.1 MILLION

RECREATIONAL BOATS IN NC-1

TOTAL BOATS* ▶ **26,689**

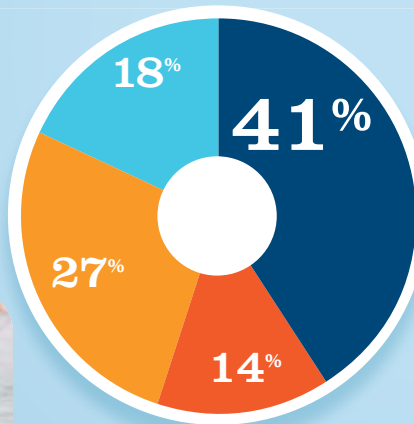
REGISTERED BOATS	26,689
Power boats	22,823
PWCs	3,320
Sailboats	459
Other Boats	87
HOUSEHOLDS PER BOAT	10.8



* Total boats are registered boats as reported by states to the USCG.

RECREATIONAL BOATING CREATES JOBS IN NC-1

TOTAL BOATING JOBS	▶ 891
Boat Building	164
Motor / Engine Mfg.	-
Accessory / Supplies Mfg.	242
Dealers / Wholesalers	121
Boat Services	364

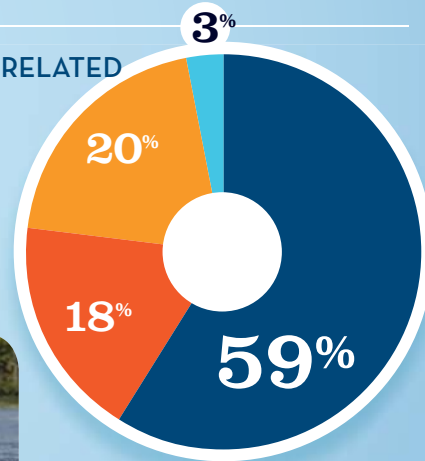


BOAT BUILDING 18%
MOTOR/ENG. MFG. † 0%
ACC./SUPPLIES MFG. 27%
DLRS/WHOLESALERS 14%
BOAT SERVICES 41%



RECREATIONAL BOATING-RELATED BUSINESSES IN NC-1

TOTAL BUSINESSES	▶ 71
Boat Building	2
Motor / Engine Mfg.	-
Accessory / Supplies Mfg.	14
Dealers / Wholesalers	13
Boat Services	42

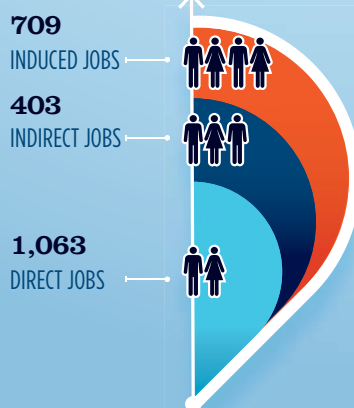


BOAT BUILDING 3%
MOTOR/ENG. MFG. † 0%
ACC./SUPPLIES MFG. 20%
DLRS/WHOLESALERS 18%
BOAT SERVICES 59%



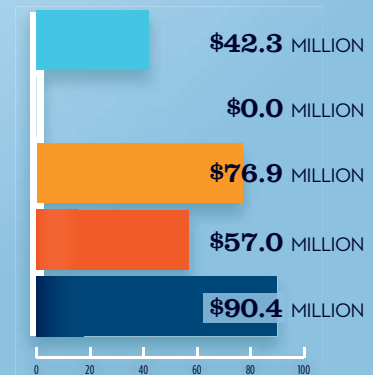
ESTIMATED JOBS IMPACT OF RECREATIONAL BOATING-RELATED SPENDING IN NC-1

EST. TOTAL JOBS	▶ 2,175
EST. TOTAL LABOR INCOME	▶ \$90.0 MILLIONS
Est. Direct Income	\$36.5
Est. Indirect Income	\$22.5
Est. Induced Income	\$31.0



RECREATIONAL BOATING INDUSTRY SALES IN NC-1

Boat Building	\$42.3
Motor / Engine Mfg.	\$0.0
Accessory / Supplies Mfg.	\$76.9
TOTAL MFG. SALES	▶ \$119.2
Dealers / Wholesalers	\$57.0
Boat Services	\$90.4
TOTAL RETAIL & SERVICES SALES	▶ \$147.4



BOAT BUILDING \$42.3 MILLION
MOTOR/ENG. MFG. \$0.0 MILLION
ACC./SUPPLIES MFG. \$76.9 MILLION
DLRS/WHOLESALERS \$57.0 MILLION
BOAT SERVICES \$90.4 MILLION



National Marine Manufacturers Association

nmma.org

ECONOMIC SIGNIFICANCE OF RECREATIONAL BOATING IN NORTH CAROLINA

CONGRESSIONAL DISTRICT 2

Number of Recreational Boats*	25,429
Recreational Boating Industry Businesses	28
Total Jobs	1,937
Annual Recreational Boating-Related Spending	\$104.9 MILLION



TOTAL ANNUAL ECONOMIC IMPACT OF RECREATIONAL BOATING:

\$246.6 MILLION

RECREATIONAL BOATS IN NC-2

TOTAL BOATS* ▶ 25,429

REGISTERED BOATS	25,429
Power boats	21,492
PWCs	3,363
Sailboats	489
Other Boats	85
HOUSEHOLDS PER BOAT	11.2

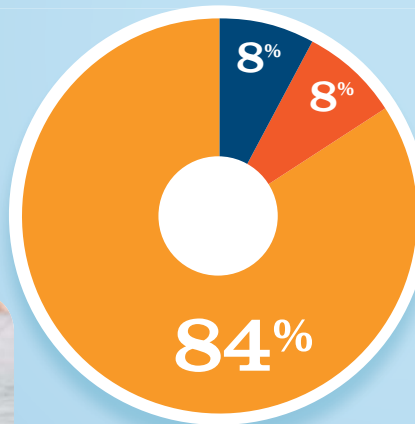


* Total boats are registered boats as reported by states to the USCG.

RECREATIONAL BOATING CREATES JOBS IN NC-2

TOTAL BOATING JOBS ▶ 1,032

Boat Building	-
Motor / Engine Mfgr.	-
Accessory / Supplies Mfgr.	862
Dealers / Wholesalers	86
Boat Services	84



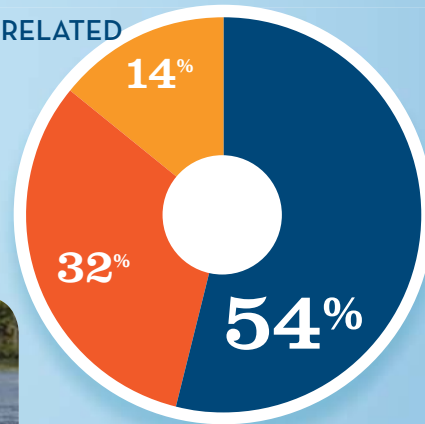
BOAT BUILDING † 8%
MOTOR/ENG. MFGR. † 8%
ACC./SUPPLIES MFGR. 84%
DLRS/WHOLESALERS 0%
BOAT SERVICES † 0%



RECREATIONAL BOATING-RELATED BUSINESSES IN NC-2

TOTAL BUSINESSES ▶ 28

Boat Building	-
Motor / Engine Mfgr.	-
Accessory / Supplies Mfgr.	4
Dealers / Wholesalers	9
Boat Services	15



BOAT BUILDING † 14%
MOTOR/ENG. MFGR. † 32%
ACC./SUPPLIES MFGR. 54%
DLRS/WHOLESALERS 0%
BOAT SERVICES † 0%

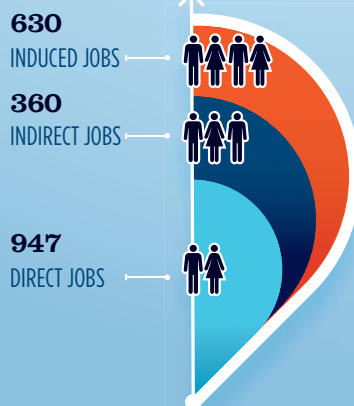


ESTIMATED JOBS IMPACT OF RECREATIONAL BOATING-RELATED SPENDING IN NC-2

EST. TOTAL JOBS ▶ 1,937

EST. TOTAL LABOR INCOME ▶ \$80.2 MILLIONS

Est. Direct Income	\$32.4
Est. Indirect Income	\$20.2
Est. Induced Income	\$27.6



RECREATIONAL BOATING INDUSTRY SALES IN NC-2

Boat Building	\$0.0	\$0.0 MILLION
Motor / Engine Mfgr.	\$0.0	\$0.0 MILLION
Accessory / Supplies Mfgr.	\$224.1	\$224.1 MILLION
Dealers / Wholesalers	\$40.5	\$40.5 MILLION
Boat Services	\$29.7	\$29.7 MILLION
TOTAL MFG. SALES	\$224.1	
TOTAL RETAIL & SERVICES SALES	\$70.2	

BOAT BUILDING
MOTOR/ENG. MFGR.
ACC./SUPPLIES MFGR.
DLRS/WHOLESALERS
BOAT SERVICES

Source: NMMMA's Center of Knowledge; Recreational Marine Research Center at Michigan State University



National Marine Manufacturers Association

nmma.org

ECONOMIC SIGNIFICANCE OF RECREATIONAL BOATING IN NORTH CAROLINA

CONGRESSIONAL DISTRICT 3

Number of Recreational Boats*	57,462
Recreational Boating Industry Businesses	361
Total Jobs	5,156
Annual Recreational Boating-Related Spending	\$273.8 MILLION



TOTAL ANNUAL ECONOMIC IMPACT OF RECREATIONAL BOATING:

\$648.4 MILLION

RECREATIONAL BOATS IN NC-3

TOTAL BOATS* **57,462**

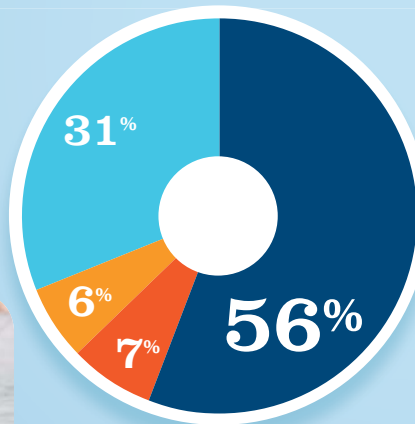
REGISTERED BOATS	57,462
Power boats	50,126
PWCs	4,926
Sailboats	2,257
Other Boats	153
HOUSEHOLDS PER BOAT	5.0



* Total boats are registered boats as reported by states to the USCG.

RECREATIONAL BOATING CREATES JOBS IN NC-3

TOTAL BOATING JOBS	2,859
Boat Building	887
Motor / Engine Mfgr.	1
Accessory / Supplies Mfgr.	168
Dealers / Wholesalers	213
Boat Services	1,590

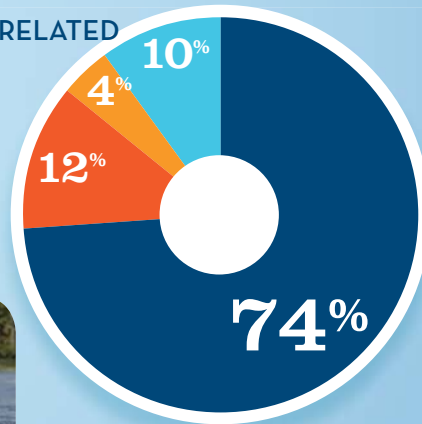


BOAT BUILDING 31%
MOTOR/ENG. MFR. † 0%
ACC./SUPPLIES MFR. 6%
DLRS/WHOLESALERS 7%
BOAT SERVICES 56%



RECREATIONAL BOATING-RELATED BUSINESSES IN NC-3

TOTAL BUSINESSES	361
Boat Building	36
Motor / Engine Mfgr.	1
Accessory / Supplies Mfgr.	15
Dealers / Wholesalers	41
Boat Services	268

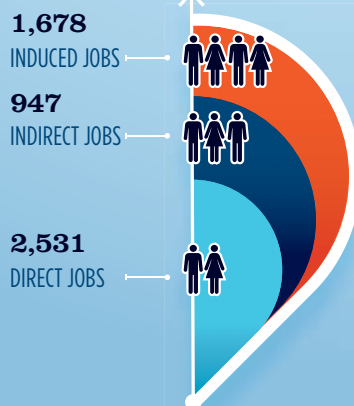


BOAT BUILDING 10%
MOTOR/ENG. MFR. † 0%
ACC./SUPPLIES MFR. 4%
DLRS/WHOLESALERS 12%
BOAT SERVICES 74%



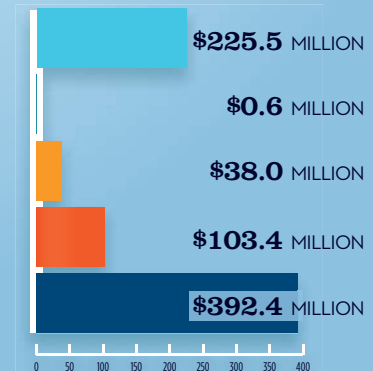
ESTIMATED JOBS IMPACT OF RECREATIONAL BOATING-RELATED SPENDING IN NC-3

EST. TOTAL JOBS	5,156
EST. TOTAL LABOR INCOME	\$213.3 MILLIONS
Est. Direct Income	\$87.1
Est. Indirect Income	\$52.8
Est. Induced Income	\$73.4



RECREATIONAL BOATING INDUSTRY SALES IN NC-3

Boat Building	\$225.5
Motor / Engine Mfgr.	\$0.6
Accessory / Supplies Mfgr.	\$38.0
TOTAL MFR. SALES	\$264.1
Dealers / Wholesalers	\$103.4
Boat Services	\$392.4
TOTAL RETAIL & SERVICES SALES	\$495.8



BOAT BUILDING
MOTOR/ENG. MFR.
ACC./SUPPLIES MFR.
DLRS/WHOLESALERS
BOAT SERVICES



National Marine Manufacturers Association

nmma.org

ECONOMIC SIGNIFICANCE OF RECREATIONAL BOATING IN NORTH CAROLINA

CONGRESSIONAL DISTRICT 4

Number of Recreational Boats*	13,589
Recreational Boating Industry Businesses	31
Total Jobs	1,142
Annual Recreational Boating-Related Spending	\$60.8 MILLION

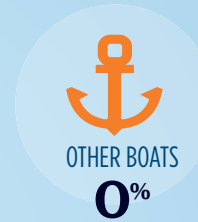

TOTAL ANNUAL ECONOMIC IMPACT OF RECREATIONAL BOATING:

\$143.6 MILLION



RECREATIONAL BOATS IN NC-4

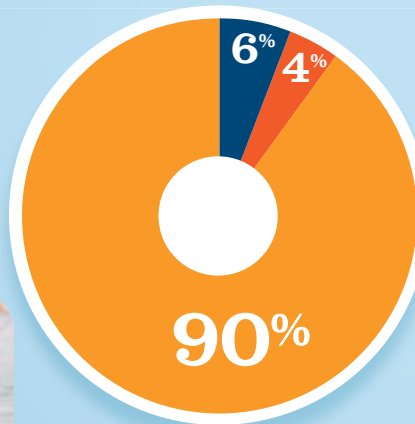
TOTAL BOATS*	▶ 13,589
REGISTERED BOATS	13,589
Power boats	11,092
PWCs	1,753
Sailboats	700
Other Boats	44
HOUSEHOLDS PER BOAT	21.9



* Total boats are registered boats as reported by states to the USCG.

RECREATIONAL BOATING CREATES JOBS IN NC-4

TOTAL BOATING JOBS	▶ 1,000
Boat Building	-
Motor / Engine Mfgr.	2
Accessory / Supplies Mfgr.	902
Dealers / Wholesalers	35
Boat Services	61

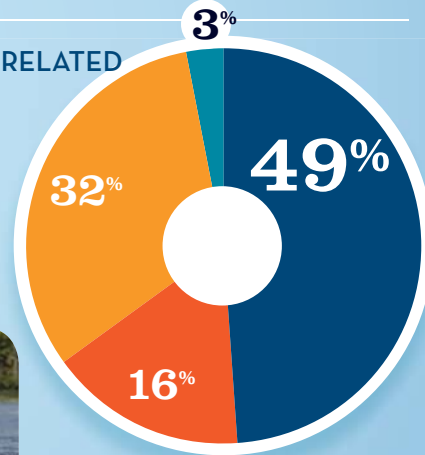


● BOAT BUILDING †
● MOTOR/ENG. MFGR. †
● ACC./SUPPLIES MFGR.
● DLRS/WHOLESALERS
● BOAT SERVICES
 † 0%



RECREATIONAL BOATING-RELATED BUSINESSES IN NC-4

TOTAL BUSINESSES	▶ 31
Boat Building	-
Motor / Engine Mfgr.	1
Accessory / Supplies Mfgr.	10
Dealers / Wholesalers	5
Boat Services	15

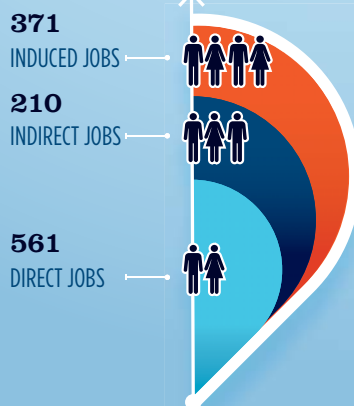


● BOAT BUILDING †
● MOTOR/ENG. MFGR.
● ACC./SUPPLIES MFGR.
● DLRS/WHOLESALERS
● BOAT SERVICES
 † 0%



ESTIMATED JOBS IMPACT OF RECREATIONAL BOATING-RELATED SPENDING IN NC-4

EST. TOTAL JOBS	▶ 1,142
EST. TOTAL LABOR INCOME	\$47.1 MILLIONS
Est. Direct Income	\$19.2
Est. Indirect Income	\$11.7
Est. Induced Income	\$16.2



RECREATIONAL BOATING INDUSTRY SALES IN NC-4

Boat Building	\$0.0	\$0.0 MILLION
Motor / Engine Mfgr.	\$1.2	\$1.2 MILLION
Accessory / Supplies Mfgr.	\$218.7	\$218.7 MILLION
TOTAL MFG. SALES	▶ \$219.9	
Dealers / Wholesalers	\$12.2	\$12.2 MILLION
Boat Services	\$16.5	\$16.5 MILLION
TOTAL RETAIL & SERVICES SALES	▶ \$28.7	

● BOAT BUILDING
● MOTOR/ENG. MFGR.
● ACC./SUPPLIES MFGR.
● DLRS/WHOLESALERS
● BOAT SERVICES

Source: NMMMA's Center of Knowledge; Recreational Marine Research Center at Michigan State University



National Marine Manufacturers Association

nmma.org

ECONOMIC SIGNIFICANCE OF RECREATIONAL BOATING IN NORTH CAROLINA



TOTAL ANNUAL ECONOMIC IMPACT OF RECREATIONAL BOATING:

\$275.8 MILLION

CONGRESSIONAL DISTRICT 6



Number of Recreational Boats*	26,628
Recreational Boating Industry Businesses	35
Total Jobs	2,174
Annual Recreational Boating-Related Spending	\$117.0 MILLION

RECREATIONAL BOATS IN NC-6

TOTAL BOATS* ▶ **26,628**

REGISTERED BOATS	26,628
Power boats	21,768
PWCs	4,220
Sailboats	576
Other Boats	64

HOUSEHOLDS PER BOAT ▶ **11.4**

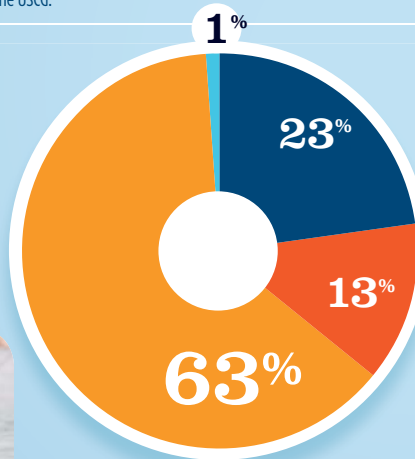


* Total boats are registered boats as reported by states to the USCG.

RECREATIONAL BOATING CREATES JOBS IN NC-6

TOTAL BOATING JOBS ▶ **340**

Boat Building	3
Motor / Engine Mfgr.	1
Accessory / Supplies Mfgr.	213
Dealers / Wholesalers	45
Boat Services	78



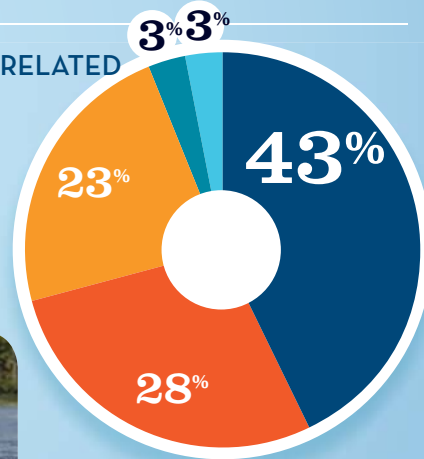
● BOAT BUILDING
● MOTOR/ENG. MFGR. †
● ACC./SUPPLIES MFGR.
● DLRS/WHOLESALERS
● BOAT SERVICES
 † 0%



RECREATIONAL BOATING-RELATED BUSINESSES IN NC-6

TOTAL BUSINESSES ▶ **35**

Boat Building	1
Motor / Engine Mfgr.	1
Accessory / Supplies Mfgr.	8
Dealers / Wholesalers	10
Boat Services	15



● BOAT BUILDING
● MOTOR/ENG. MFGR.
● ACC./SUPPLIES MFGR.
● DLRS/WHOLESALERS
● BOAT SERVICES

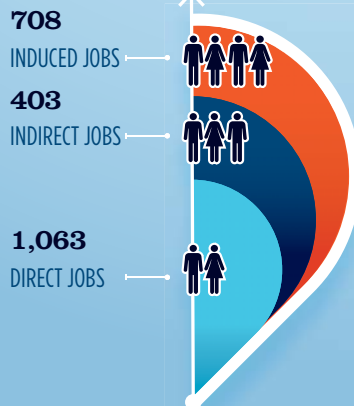


ESTIMATED JOBS IMPACT OF RECREATIONAL BOATING-RELATED SPENDING IN NC-6

EST. TOTAL JOBS ▶ **2,174**

EST. TOTAL LABOR INCOME ▶ **\$90.0** MILLIONS

Est. Direct Income	\$36.5
Est. Indirect Income	\$22.5
Est. Induced Income	\$31.0

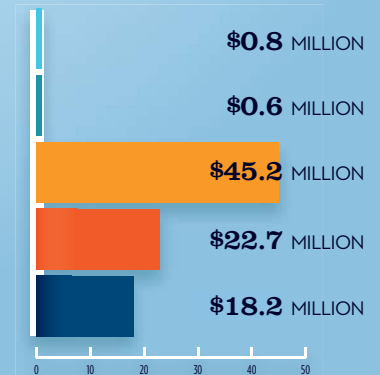


RECREATIONAL BOATING INDUSTRY SALES IN NC-6

Boat Building	\$0.8
Motor / Engine Mfgr.	\$0.6
Accessory / Supplies Mfgr.	\$45.2
TOTAL MFGR. SALES	\$46.6

Dealers / Wholesalers	\$22.7
Boat Services	\$18.2
TOTAL RETAIL & SERVICES SALES	\$40.9

● BOAT BUILDING
● MOTOR/ENG. MFGR.
● ACC./SUPPLIES MFGR.
● DLRS/WHOLESALERS
● BOAT SERVICES



Source: NMMMA's Center of Knowledge; Recreational Marine Research Center at Michigan State University



National Marine Manufacturers Association

nmma.org

ECONOMIC SIGNIFICANCE OF RECREATIONAL BOATING IN NORTH CAROLINA

CONGRESSIONAL DISTRICT 7

Number of Recreational Boats*	48,226
Recreational Boating Industry Businesses	189
Total Jobs	3,843
Annual Recreational Boating-Related Spending	\$207.1 MILLION


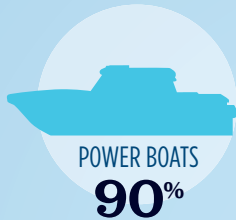
TOTAL ANNUAL ECONOMIC IMPACT OF RECREATIONAL BOATING:

\$487.9 MILLION

RECREATIONAL BOATS IN NC-7

TOTAL BOATS* ▶ **48,226**

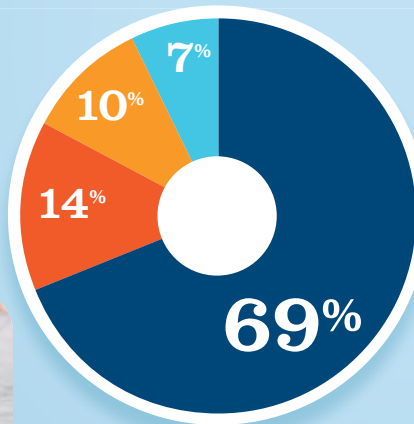
REGISTERED BOATS	48,226
Power boats	43,473
PWCs	3,760
Sailboats	766
Other Boats	227
HOUSEHOLDS PER BOAT	6.1



* Total boats are registered boats as reported by states to the USCG.

RECREATIONAL BOATING CREATES JOBS IN NC-7

TOTAL BOATING JOBS	▶ 1,495
Boat Building	96
Motor / Engine Mfgr.	-
Accessory / Supplies Mfgr.	148
Dealers / Wholesalers	215
Boat Services	1,036

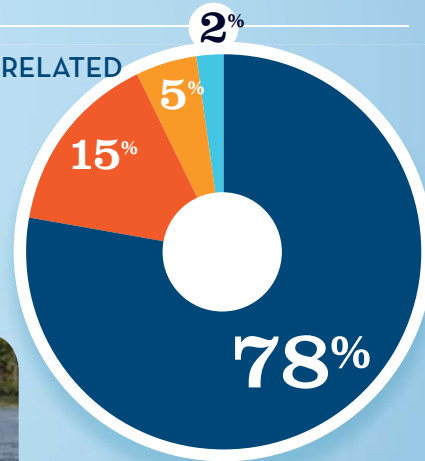


BOAT BUILDING 7%
DLRS/WHOLESALERS 14%
MOTOR/ENG. MFGR. † 7%
ACC./SUPPLIES MFGR. 10%
BOAT SERVICES 69%
† 0%



RECREATIONAL BOATING-RELATED BUSINESSES IN NC-7

TOTAL BUSINESSES	▶ 189
Boat Building	4
Motor / Engine Mfgr.	-
Accessory / Supplies Mfgr.	9
Dealers / Wholesalers	28
Boat Services	148

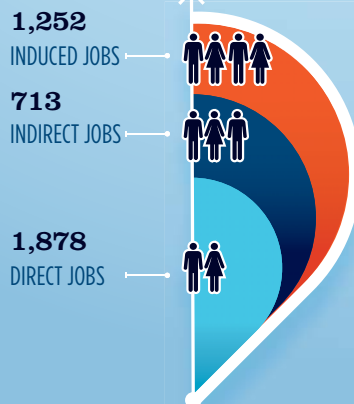


BOAT BUILDING 2%
DLRS/WHOLESALERS 15%
MOTOR/ENG. MFGR. † 2%
ACC./SUPPLIES MFGR. 5%
BOAT SERVICES 78%
† 0%



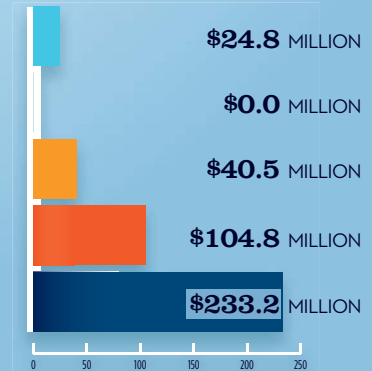
ESTIMATED JOBS IMPACT OF RECREATIONAL BOATING-RELATED SPENDING IN NC-7

EST. TOTAL JOBS	▶ 3,843
EST. TOTAL LABOR INCOME	\$159.2 MILLIONS
Est. Direct Income	\$64.5
Est. Indirect Income	\$39.9
Est. Induced Income	\$54.8



RECREATIONAL BOATING INDUSTRY SALES IN NC-7

Boat Building	\$24.8	MILLIONS
Motor / Engine Mfgr.	\$0.0	MILLIONS
Accessory / Supplies Mfgr.	\$40.5	MILLIONS
TOTAL MFG. SALES	▶ \$65.3	MILLIONS
Dealers / Wholesalers	\$104.8	MILLIONS
Boat Services	\$233.2	MILLIONS
TOTAL RETAIL & SERVICES SALES	▶ \$338.0	MILLIONS



Source: NMMMA's Center of Knowledge; Recreational Marine Research Center at Michigan State University



National Marine Manufacturers Association

nmma.org

ECONOMIC SIGNIFICANCE OF RECREATIONAL BOATING IN NORTH CAROLINA

CONGRESSIONAL DISTRICT 8

Number of Recreational Boats*	32,021
Recreational Boating Industry Businesses	41
Total Jobs	2,490
Annual Recreational Boating-Related Spending	\$134.8 MILLION

TOTAL ANNUAL ECONOMIC IMPACT OF RECREATIONAL BOATING:



\$317.0 MILLION



RECREATIONAL BOATS IN NC-8

TOTAL BOATS* **32,021**

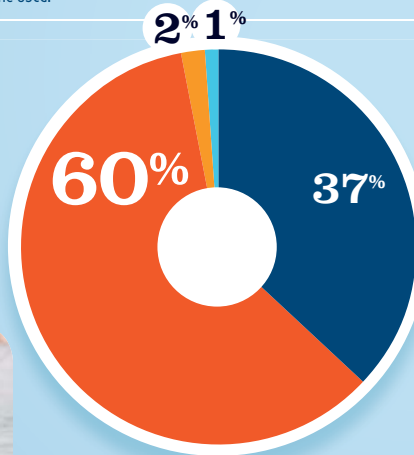
REGISTERED BOATS	32,021
Power boats	26,678
PWCs	4,983
Sailboats	225
Other Boats	135
HOUSEHOLDS PER BOAT	8.6



* Total boats are registered boats as reported by states to the USCG.

RECREATIONAL BOATING CREATES JOBS IN NC-8

TOTAL BOATING JOBS	138
Boat Building	1
Motor / Engine Mfg.	-
Accessory / Supplies Mfg.	3
Dealers / Wholesalers	83
Boat Services	51

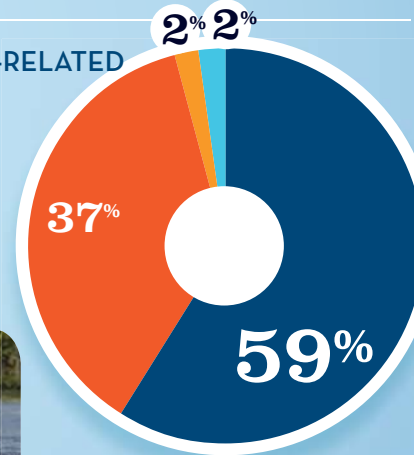


BOAT BUILDING 2%
MOTOR/ENG. MFG. † 1%
ACC./SUPPLIES MFG. 0%
DLRS/WHOLESALERS 60%
BOAT SERVICES 37%
† 0%



RECREATIONAL BOATING-RELATED BUSINESSES IN NC-8

TOTAL BUSINESSES	41
Boat Building	1
Motor / Engine Mfg.	-
Accessory / Supplies Mfg.	1
Dealers / Wholesalers	15
Boat Services	24

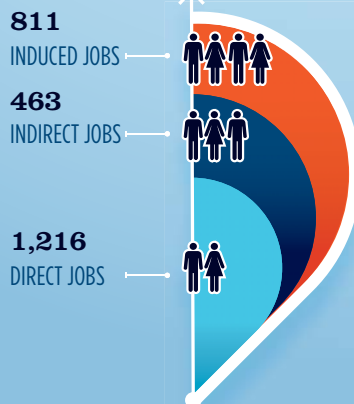


BOAT BUILDING 2%
MOTOR/ENG. MFG. † 2%
ACC./SUPPLIES MFG. 0%
DLRS/WHOLESALERS 37%
BOAT SERVICES 59%
† 0%



ESTIMATED JOBS IMPACT OF RECREATIONAL BOATING-RELATED SPENDING IN NC-8

EST. TOTAL JOBS	2,490
EST. TOTAL LABOR INCOME	\$103.1 MILLIONS
Est. Direct Income	\$41.7
Est. Indirect Income	\$25.9
Est. Induced Income	\$35.5



RECREATIONAL BOATING INDUSTRY SALES IN NC-8

Boat Building	\$0.3	\$0.3 MILLION
Motor / Engine Mfg.	\$0.0	\$0.0 MILLION
Accessory / Supplies Mfg.	\$0.8	\$0.8 MILLION
TOTAL MFG. SALES	\$1.1	
Dealers / Wholesalers	\$39.1	\$39.1 MILLION
Boat Services	\$11.3	\$11.3 MILLION
TOTAL RETAIL & SERVICES SALES	\$50.4	

BOAT BUILDING
MOTOR/ENG. MFG.
ACC./SUPPLIES MFG.
DLRS/WHOLESALERS
BOAT SERVICES

Source: NMMMA's Center of Knowledge; Recreational Marine Research Center at Michigan State University



National Marine Manufacturers Association

nmma.org

ECONOMIC SIGNIFICANCE OF RECREATIONAL BOATING IN NORTH CAROLINA

CONGRESSIONAL DISTRICT 9

Number of Recreational Boats*	31,293
Recreational Boating Industry Businesses	85
Total Jobs	3,293
Annual Recreational Boating-Related Spending	\$173.2 MILLION

TOTAL ANNUAL ECONOMIC IMPACT OF RECREATIONAL BOATING:



\$412.4 MILLION



RECREATIONAL BOATS IN NC-9

TOTAL BOATS* **31,293**

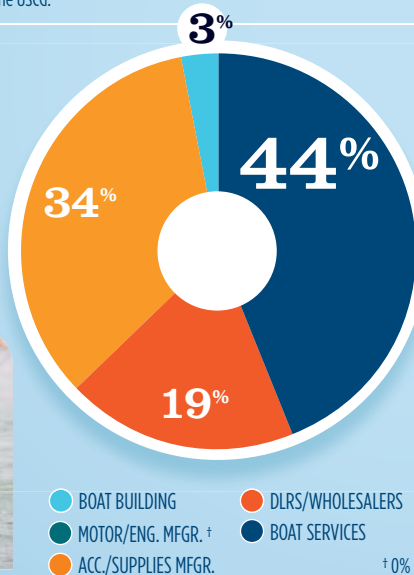
REGISTERED BOATS	31,293
Power boats	22,998
PWCs	7,452
Sailboats	799
Other Boats	44
HOUSEHOLDS PER BOAT	9.3



* Total boats are registered boats as reported by states to the USCG.

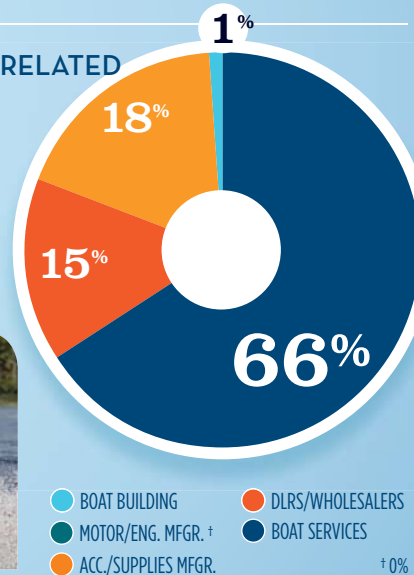
RECREATIONAL BOATING CREATES JOBS IN NC-9

TOTAL BOATING JOBS	505
Boat Building	15
Motor / Engine Mfgr.	-
Accessory / Supplies Mfgr.	173
Dealers / Wholesalers	93
Boat Services	224



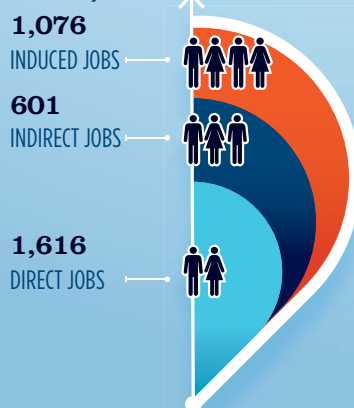
RECREATIONAL BOATING-RELATED BUSINESSES IN NC-9

TOTAL BUSINESSES	85
Boat Building	1
Motor / Engine Mfgr.	-
Accessory / Supplies Mfgr.	15
Dealers / Wholesalers	13
Boat Services	56



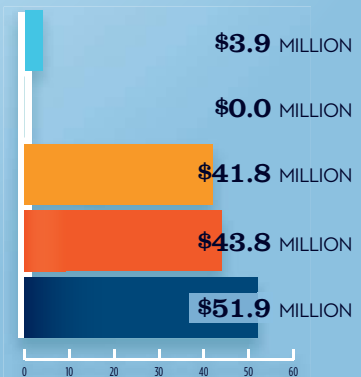
ESTIMATED JOBS IMPACT OF RECREATIONAL BOATING-RELATED SPENDING IN NC-9

EST. TOTAL JOBS	3,293
EST. TOTAL LABOR INCOME	\$136.8 MILLIONS
Est. Direct Income	\$56.2
Est. Indirect Income	\$33.5
Est. Induced Income	\$47.1



RECREATIONAL BOATING INDUSTRY SALES IN NC-9

Boat Building	\$3.9
Motor / Engine Mfgr.	\$0.0
Accessory / Supplies Mfgr.	\$41.8
TOTAL MFGR. SALES	\$45.7
Dealers / Wholesalers	\$43.8
Boat Services	\$51.9
TOTAL RETAIL & SERVICES SALES	\$95.7



Source: NMMMA's Center of Knowledge; Recreational Marine Research Center at Michigan State University



National Marine Manufacturers Association

nmma.org

ECONOMIC SIGNIFICANCE OF RECREATIONAL BOATING IN NORTH CAROLINA

CONGRESSIONAL DISTRICT 10

Number of Recreational Boats*	30,357
Recreational Boating Industry Businesses	70
Total Jobs	2,756
Annual Recreational Boating-Related Spending	\$147.4 MILLION

TOTAL ANNUAL ECONOMIC IMPACT OF RECREATIONAL BOATING:



\$348.4 MILLION



RECREATIONAL BOATS IN NC-10

TOTAL BOATS* ▶ **30,357**

REGISTERED BOATS	30,357
Power boats	24,616
PWCs	5,291
Sailboats	399
Other Boats	51
HOUSEHOLDS PER BOAT	9.7

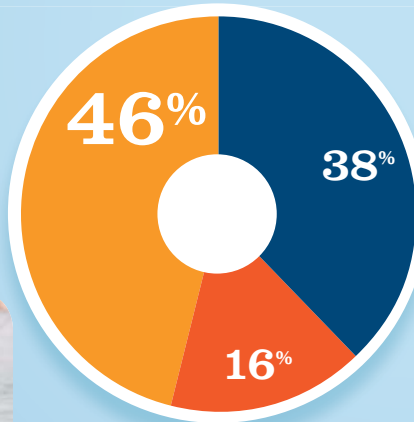


* Total boats are registered boats as reported by states to the USCG.

RECREATIONAL BOATING CREATES JOBS IN NC-10

TOTAL BOATING JOBS ▶ **587**

Boat Building	-
Motor / Engine Mfgr.	-
Accessory / Supplies Mfgr.	272
Dealers / Wholesalers	92
Boat Services	223



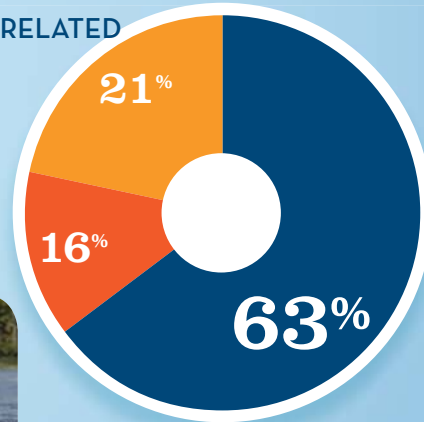
BOAT BUILDING †
MOTOR/ENG. MFGR. †
ACC./SUPPLIES MFGR.
DLRS/WHOLESALERS
BOAT SERVICES
† 0%



RECREATIONAL BOATING-RELATED BUSINESSES IN NC-10

TOTAL BUSINESSES ▶ **70**

Boat Building	-
Motor / Engine Mfgr.	-
Accessory / Supplies Mfgr.	15
Dealers / Wholesalers	11
Boat Services	44



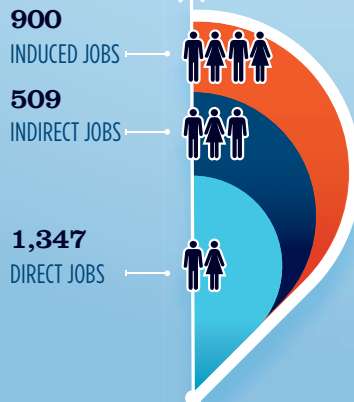
BOAT BUILDING †
MOTOR/ENG. MFGR. †
ACC./SUPPLIES MFGR.
DLRS/WHOLESALERS
BOAT SERVICES
† 0%



ESTIMATED JOBS IMPACT OF RECREATIONAL BOATING-RELATED SPENDING IN NC-10

EST. TOTAL JOBS ▶ **2,756**

EST. TOTAL LABOR INCOME	\$114.4 MILLIONS
Est. Direct Income	\$46.6
Est. Indirect Income	\$28.4
Est. Induced Income	\$39.4

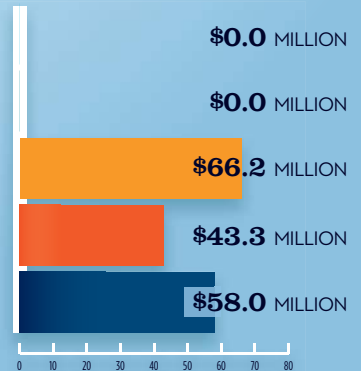


RECREATIONAL BOATING INDUSTRY SALES IN NC-10

Boat Building	\$0.0	\$0.0 MILLION
Motor / Engine Mfgr.	\$0.0	\$0.0 MILLION
Accessory / Supplies Mfgr.	\$66.2	\$66.2 MILLION
TOTAL MFGR. SALES	\$66.2	

Dealers / Wholesalers	\$43.3	\$43.3 MILLION
Boat Services	\$58.0	\$58.0 MILLION
TOTAL RETAIL & SERVICES SALES	\$101.3	

BOAT BUILDING
MOTOR/ENG. MFGR.
ACC./SUPPLIES MFGR.
DLRS/WHOLESALERS
BOAT SERVICES



Source: NMMMA's Center of Knowledge; Recreational Marine Research Center at Michigan State University



National Marine Manufacturers Association

nmma.org

ECONOMIC SIGNIFICANCE OF RECREATIONAL BOATING IN NORTH CAROLINA

CONGRESSIONAL DISTRICT 11

Number of Recreational Boats*	31,917
Recreational Boating Industry Businesses	57
Total Jobs	2,645
Annual Recreational Boating-Related Spending	\$142.5 MILLION

TOTAL ANNUAL ECONOMIC IMPACT OF RECREATIONAL BOATING:



\$335.8 MILLION



RECREATIONAL BOATS IN NC-11

TOTAL BOATS* ▶ 31,917

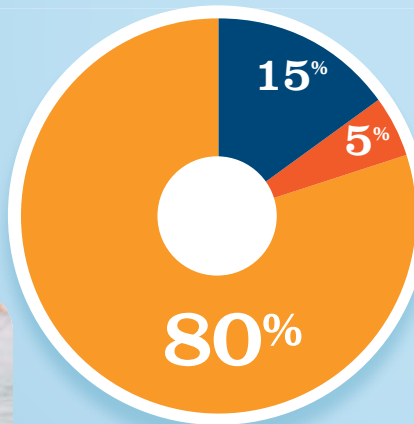
REGISTERED BOATS	31,917
Power boats	27,012
PWCs	4,451
Sailboats	374
Other Boats	80
HOUSEHOLDS PER BOAT	9.5



* Total boats are registered boats as reported by states to the USCG.

RECREATIONAL BOATING CREATES JOBS IN NC-11

TOTAL BOATING JOBS	▶ 1,581
Boat Building	-
Motor / Engine Mfgr.	3
Accessory / Supplies Mfgr.	1,264
Dealers / Wholesalers	77
Boat Services	237

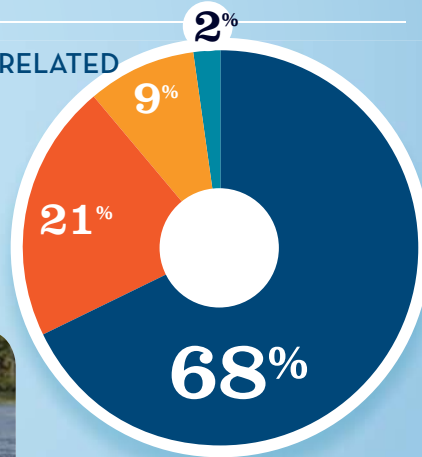


● BOAT BUILDING †
● MOTOR/ENG. MFGR. †
● ACC./SUPPLIES MFGR.
● DLRS/WHOLESALERS
● BOAT SERVICES
 † 0%



RECREATIONAL BOATING-RELATED BUSINESSES IN NC-11

TOTAL BUSINESSES	▶ 57
Boat Building	-
Motor / Engine Mfgr.	1
Accessory / Supplies Mfgr.	5
Dealers / Wholesalers	12
Boat Services	39

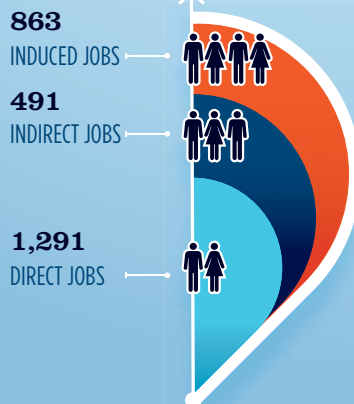


● BOAT BUILDING †
● MOTOR/ENG. MFGR.
● ACC./SUPPLIES MFGR.
● DLRS/WHOLESALERS
● BOAT SERVICES
 † 0%



ESTIMATED JOBS IMPACT OF RECREATIONAL BOATING-RELATED SPENDING IN NC-11

EST. TOTAL JOBS	▶ 2,645
EST. TOTAL LABOR INCOME	▶ \$109.7 MILLIONS
Est. Direct Income	\$44.5
Est. Indirect Income	\$27.4
Est. Induced Income	\$37.8



RECREATIONAL BOATING INDUSTRY SALES IN NC-11

Boat Building	\$0.0 MILLION
Motor / Engine Mfgr.	\$1.8 MILLION
Accessory / Supplies Mfgr.	\$469.7 MILLION
Dealers / Wholesalers	\$36.3 MILLION
Boat Services	\$69.1 MILLION
TOTAL MFGR. SALES	▶ \$471.5 MILLION
TOTAL RETAIL & SERVICES SALES	▶ \$105.4 MILLION

● BOAT BUILDING
● MOTOR/ENG. MFGR.
● ACC./SUPPLIES MFGR.
● DLRS/WHOLESALERS
● BOAT SERVICES



National Marine Manufacturers Association

nmma.org

ECONOMIC SIGNIFICANCE OF RECREATIONAL BOATING IN NORTH CAROLINA

CONGRESSIONAL DISTRICT 12

Number of Recreational Boats*	10,512
Recreational Boating Industry Businesses	36
Total Jobs	914
Annual Recreational Boating-Related Spending	\$48.9 MILLION

TOTAL ANNUAL ECONOMIC IMPACT OF RECREATIONAL BOATING:

\$115.6 MILLION



RECREATIONAL BOATS IN NC-12

TOTAL BOATS* **10,512**

REGISTERED BOATS **10,512**

Power boats	8,474
PWCs	1,797
Sailboats	220
Other Boats	21

HOUSEHOLDS PER BOAT **26.9**

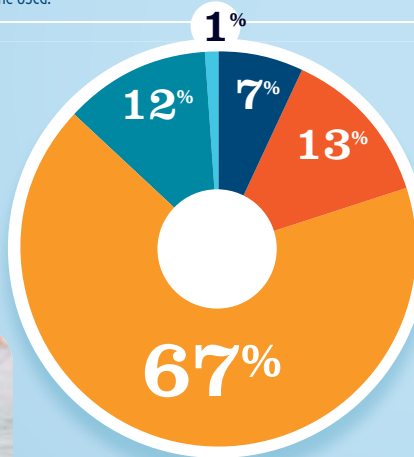


* Total boats are registered boats as reported by states to the USCG.

RECREATIONAL BOATING CREATES JOBS IN NC-12

TOTAL BOATING JOBS **508**

Boat Building	6
Motor / Engine Mfgr.	60
Accessory / Supplies Mfgr.	340
Dealers / Wholesalers	65
Boat Services	37



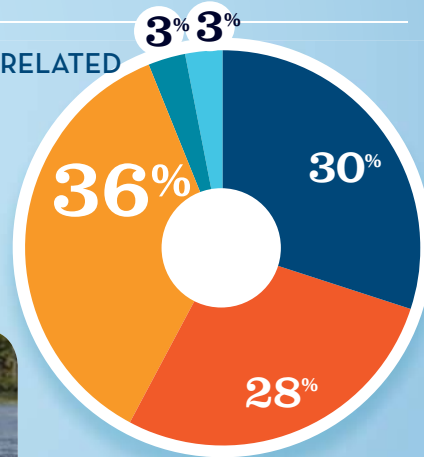
BOAT BUILDING
MOTOR/ENG. MFGR.
ACC./SUPPLIES MFGR.
DLRS/WHOLESALERS
BOAT SERVICES



RECREATIONAL BOATING-RELATED BUSINESSES IN NC-12

TOTAL BUSINESSES **36**

Boat Building	1
Motor / Engine Mfgr.	1
Accessory / Supplies Mfgr.	13
Dealers / Wholesalers	10
Boat Services	11



BOAT BUILDING
MOTOR/ENG. MFGR.
ACC./SUPPLIES MFGR.
DLRS/WHOLESALERS
BOAT SERVICES

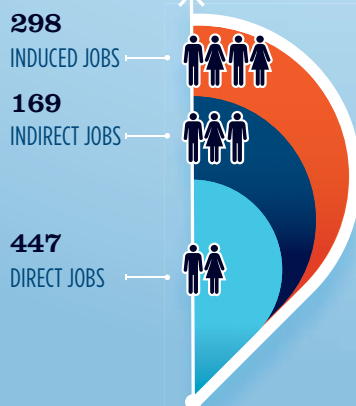


ESTIMATED JOBS IMPACT OF RECREATIONAL BOATING-RELATED SPENDING IN NC-12

EST. TOTAL JOBS **914**

EST. TOTAL LABOR INCOME **\$37.8** MILLIONS

Est. Direct Income	\$15.4
Est. Indirect Income	\$9.4
Est. Induced Income	\$13.0

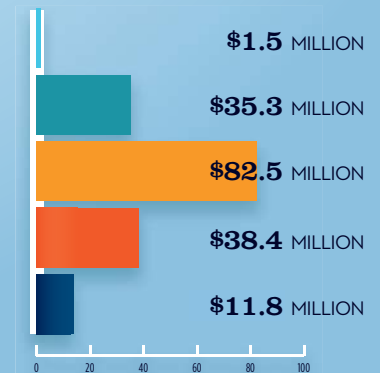


RECREATIONAL BOATING INDUSTRY SALES IN NC-12

Boat Building	\$1.5
Motor / Engine Mfgr.	\$35.3
Accessory / Supplies Mfgr.	\$82.5
TOTAL MFGR. SALES	\$119.3

Dealers / Wholesalers	\$38.4
Boat Services	\$11.8
TOTAL RETAIL & SERVICES SALES	\$50.2

BOAT BUILDING
MOTOR/ENG. MFGR.
ACC./SUPPLIES MFGR.
DLRS/WHOLESALERS
BOAT SERVICES





National Marine Manufacturers Association

nmma.org

ECONOMIC SIGNIFICANCE OF RECREATIONAL BOATING IN NORTH CAROLINA

CONGRESSIONAL DISTRICT 13

Number of Recreational Boats*	30,101
Recreational Boating Industry Businesses	29
Total Jobs	2,426
Annual Recreational Boating-Related Spending	\$130.5 MILLION

TOTAL ANNUAL ECONOMIC IMPACT OF RECREATIONAL BOATING:



\$307.6 MILLION



RECREATIONAL BOATS IN NC-13

TOTAL BOATS* **30,101**

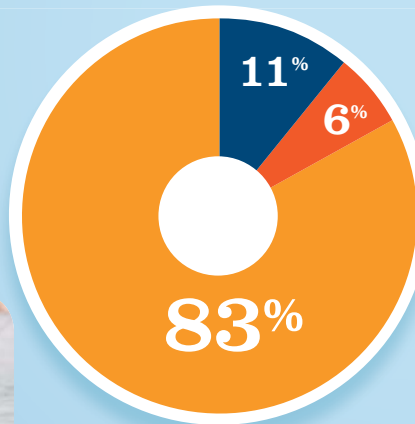
REGISTERED BOATS	30,101
Power boats	25,093
PWCs	4,145
Sailboats	763
Other Boats	100
HOUSEHOLDS PER BOAT	9.5



* Total boats are registered boats as reported by states to the USCG.

RECREATIONAL BOATING CREATES JOBS IN NC-13

TOTAL BOATING JOBS	601
Boat Building	-
Motor / Engine Mfr.	-
Accessory / Supplies Mfr.	498
Dealers / Wholesalers	36
Boat Services	67

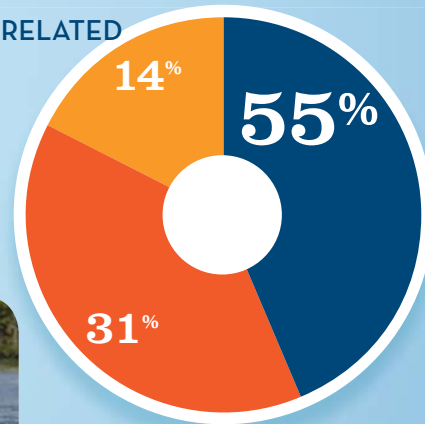


BOAT BUILDING † 0%
MOTOR/ENG. MFR. † 0%
ACC./SUPPLIES MFR. 83%
DLRS/WHOLESALERS 6%
BOAT SERVICES 11%



RECREATIONAL BOATING-RELATED BUSINESSES IN NC-13

TOTAL BUSINESSES	29
Boat Building	-
Motor / Engine Mfr.	-
Accessory / Supplies Mfr.	4
Dealers / Wholesalers	9
Boat Services	16

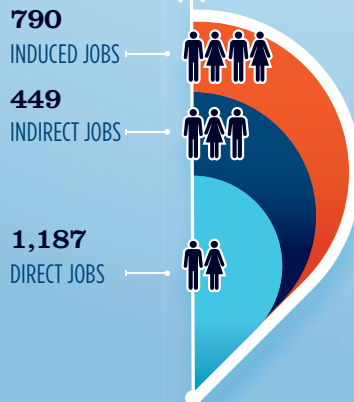


BOAT BUILDING † 0%
MOTOR/ENG. MFR. † 0%
ACC./SUPPLIES MFR. 14%
DLRS/WHOLESALERS 31%
BOAT SERVICES 55%



ESTIMATED JOBS IMPACT OF RECREATIONAL BOATING-RELATED SPENDING IN NC-13

EST. TOTAL JOBS	2,426
EST. TOTAL LABOR INCOME (MILLIONS)	\$100.4
Est. Direct Income	\$40.7
Est. Indirect Income	\$25.1
Est. Induced Income	\$34.6



RECREATIONAL BOATING INDUSTRY SALES IN NC-13

Boat Building	\$0.0	\$0.0 MILLION
Motor / Engine Mfr.	\$0.0	\$0.0 MILLION
Accessory / Supplies Mfr.	\$79.5	\$79.5 MILLION
TOTAL MFR. SALES	\$79.5	
Dealers / Wholesalers	\$17.2	\$17.2 MILLION
Boat Services	\$13.6	\$13.6 MILLION
TOTAL RETAIL & SERVICES SALES	\$30.8	

BOAT BUILDING 0%
MOTOR/ENG. MFR. 0%
ACC./SUPPLIES MFR. 79.5%
DLRS/WHOLESALERS 17.2%
BOAT SERVICES 13.6%

Source: NMMMA's Center of Knowledge; Recreational Marine Research Center at Michigan State University



National Marine Manufacturers Association

nmma.org

ECONOMIC SIGNIFICANCE OF RECREATIONAL BOATING IN SOUTH CAROLINA



TOTAL ANNUAL ECONOMIC IMPACT OF RECREATIONAL BOATING:

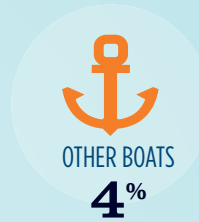

\$3.74 BILLION

Number of Recreational Boats*	392,531
Recreational Boating Industry Businesses	682
Total Jobs	29,526
Annual Recreational Boating-Related Spending	\$1.6 BILLION

RECREATIONAL BOATS IN SOUTH CAROLINA

TOTAL BOATS* ▶ 392,531

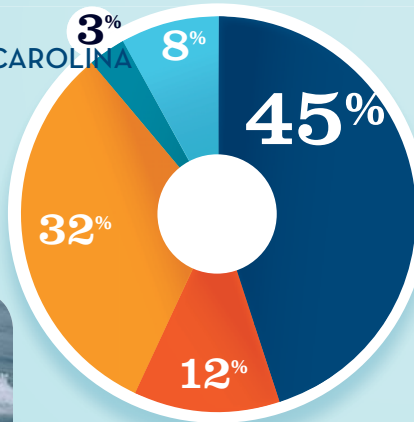
REGISTERED BOATS	392,531
Power boats	332,984
PWCs	38,687
Sailboats	5,625
Other Boats	15,235
HOUSEHOLDS PER BOAT	4.6



* Total boats are registered boats as reported by states to the USCG.

RECREATIONAL BOATING CREATES JOBS IN SOUTH CAROLINA

TOTAL BOATING JOBS	▶ 7,426
Boat Building	584
Motor / Engine Mfgr.	242
Accessory / Supplies Mfgr.	2,374
Dealers / Wholesalers	869
Boat Services	3,357

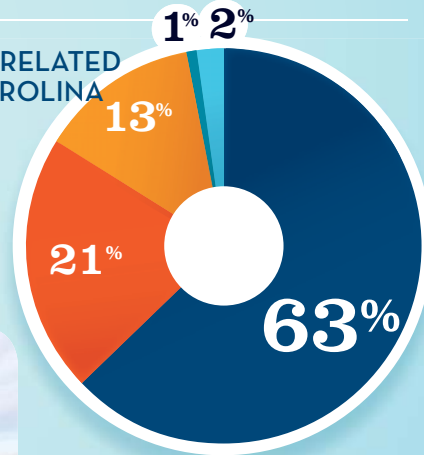


● BOAT BUILDING
 ● DLRS/WHOLESALERS
● MOTOR/ENG. MFGR.
 ● BOAT SERVICES
● ACC./SUPPLIES MFGR.



RECREATIONAL BOATING-RELATED BUSINESSES IN SOUTH CAROLINA

TOTAL BUSINESSES	▶ 682
Boat Building	12
Motor / Engine Mfgr.	6
Accessory / Supplies Mfgr.	86
Dealers / Wholesalers	145
Boat Services	433

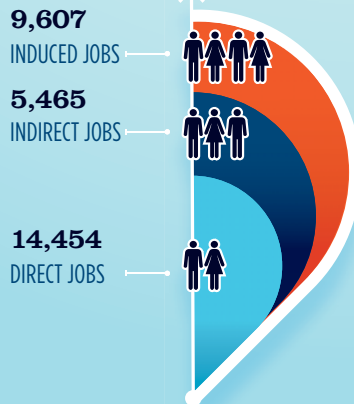


● BOAT BUILDING
 ● DLRS/WHOLESALERS
● MOTOR/ENG. MFGR.
 ● BOAT SERVICES
● ACC./SUPPLIES MFGR.



ESTIMATED JOBS IMPACT OF RECREATIONAL BOATING-RELATED SPENDING IN SOUTH CAROLINA

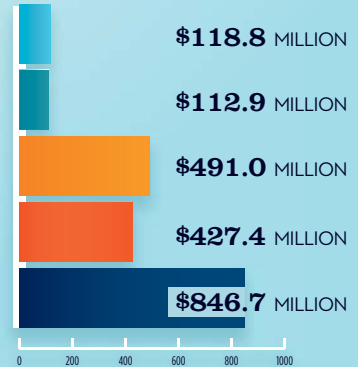
EST. TOTAL JOBS	▶ 29,526
EST. TOTAL LABOR INCOME	▶ \$1,221.2 MILLIONS
Est. Direct Income	\$495.0
Est. Indirect Income	\$305.7
Est. Induced Income	\$420.5



RECREATIONAL BOATING INDUSTRY SALES IN SOUTH CAROLINA

Boat Building	\$118.8 MILLION
Motor / Engine Mfgr.	\$112.9 MILLION
Accessory / Supplies Mfgr.	\$491.0 MILLION
TOTAL MFGR. SALES	\$722.7
Dealers / Wholesalers	\$427.4 MILLION
Boat Services	\$846.7 MILLION
TOTAL RETAIL & SERVICES SALES	\$1,274.1

● BOAT BUILDING
 ● DLRS/WHOLESALERS
● MOTOR/ENG. MFGR.
 ● BOAT SERVICES
● ACC./SUPPLIES MFGR.





National Marine Manufacturers Association

nmma.org

ECONOMIC SIGNIFICANCE OF RECREATIONAL BOATING IN SOUTH CAROLINA

CONGRESSIONAL DISTRICT 1

Number of Recreational Boats*	60,771
Recreational Boating Industry Businesses	216
Total Jobs	5,065
Annual Recreational Boating-Related Spending	\$270.6 MILLION

TOTAL ANNUAL ECONOMIC IMPACT OF RECREATIONAL BOATING:

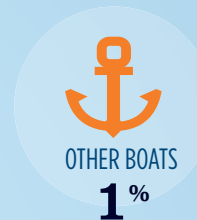

\$639.3 MILLION



RECREATIONAL BOATS IN SC-1

TOTAL BOATS* ▶ **60,771**

REGISTERED BOATS	60,771
Power boats	53,638
PWCs	4,900
Sailboats	1,560
Other Boats	673
HOUSEHOLDS PER BOAT	4.4

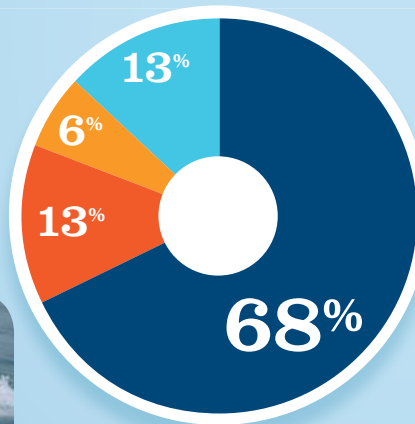


* Total boats are registered boats as reported by states to the USCG.

RECREATIONAL BOATING CREATES JOBS IN SC-1

TOTAL BOATING JOBS ▶ **1,688**

Boat Building	212
Motor / Engine Mfgr.	9
Accessory / Supplies Mfgr.	96
Dealers / Wholesalers	225
Boat Services	1,146



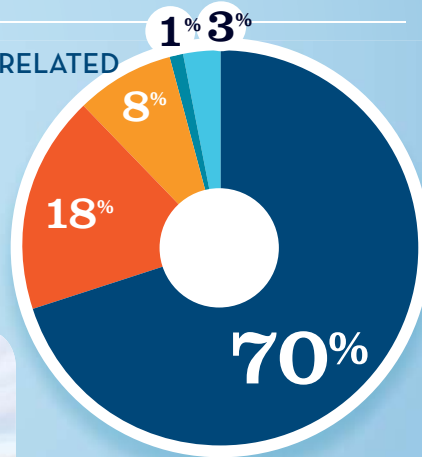
BOAT BUILDING 13%
DLRS/WHOLESALERS 13%
MOTOR/ENG. MFGR. † 0%
ACC./SUPPLIES MFGR. 6%
BOAT SERVICES 68%



RECREATIONAL BOATING-RELATED BUSINESSES IN SC-1

TOTAL BUSINESSES ▶ **216**

Boat Building	6
Motor / Engine Mfgr.	1
Accessory / Supplies Mfgr.	18
Dealers / Wholesalers	39
Boat Services	152



BOAT BUILDING 1%
DLRS/WHOLESALERS 18%
MOTOR/ENG. MFGR. 3%
ACC./SUPPLIES MFGR. 8%
BOAT SERVICES 70%

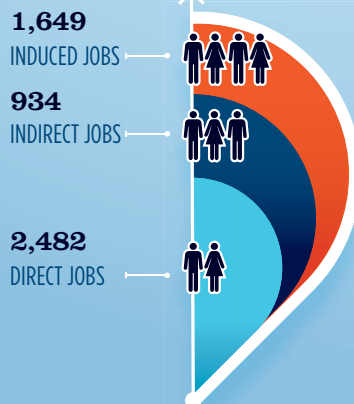


ESTIMATED JOBS IMPACT OF RECREATIONAL BOATING-RELATED SPENDING IN SC-1

EST. TOTAL JOBS ▶ **5,065**

EST. TOTAL LABOR INCOME ▶ **\$209.6** MILLIONS

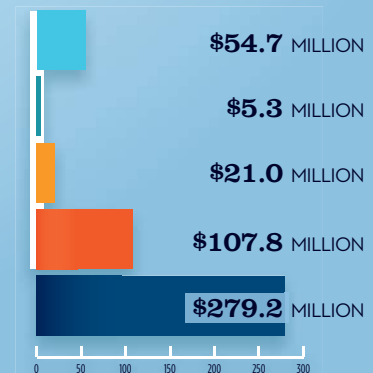
Est. Direct Income	\$85.3
Est. Indirect Income	\$52.1
Est. Induced Income	\$72.2



RECREATIONAL BOATING INDUSTRY SALES IN SC-1

Boat Building	\$54.7
Motor / Engine Mfgr.	\$5.3
Accessory / Supplies Mfgr.	\$21.0
TOTAL MFGR. SALES	▶ \$80.9
Dealers / Wholesalers	\$107.8
Boat Services	\$279.2
TOTAL RETAIL & SERVICES SALES	▶ \$387.0

BOAT BUILDING	DLRS/WHOLESALERS
MOTOR/ENG. MFGR.	BOAT SERVICES
ACC./SUPPLIES MFGR.	



Source: NMMMA's Center of Knowledge; Recreational Marine Research Center at Michigan State University



National Marine Manufacturers Association

nmma.org

ECONOMIC SIGNIFICANCE OF RECREATIONAL BOATING IN SOUTH CAROLINA



TOTAL ANNUAL ECONOMIC IMPACT OF RECREATIONAL BOATING:

\$576.2 MILLION


CONGRESSIONAL DISTRICT 2

Number of Recreational Boats*	57,520
Recreational Boating Industry Businesses	81
Total Jobs	4,555
Annual Recreational Boating-Related Spending	\$244.4 MILLION

RECREATIONAL BOATS IN SC-2

TOTAL BOATS* **57,520**

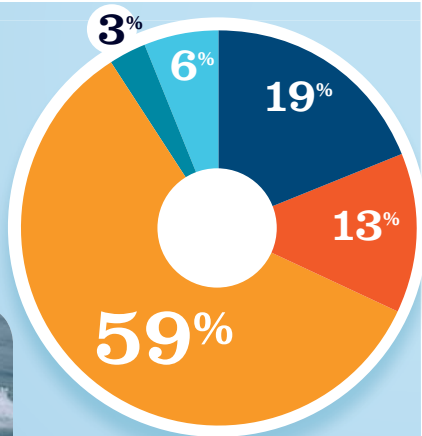
REGISTERED BOATS	57,520
Power boats	48,929
PWCs	6,430
Sailboats	919
Other Boats	1,242
HOUSEHOLDS PER BOAT	4.5



* Total boats are registered boats as reported by states to the USCG.

RECREATIONAL BOATING CREATES JOBS IN SC-2

TOTAL BOATING JOBS	796
Boat Building	50
Motor / Engine Mfgr.	25
Accessory / Supplies Mfgr.	464
Dealers / Wholesalers	104
Boat Services	153

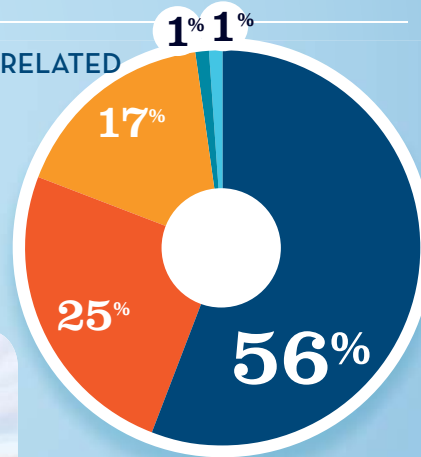


BOAT BUILDING DLRS/WHOLESALERS
MOTOR/ENG. MFGR. BOAT SERVICES
ACC./SUPPLIES MFGR.



RECREATIONAL BOATING-RELATED BUSINESSES IN SC-2

TOTAL BUSINESSES	81
Boat Building	1
Motor / Engine Mfgr.	1
Accessory / Supplies Mfgr.	14
Dealers / Wholesalers	20
Boat Services	45

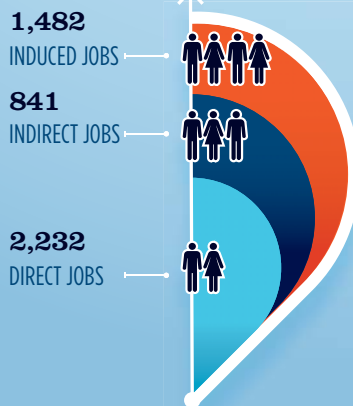


BOAT BUILDING DLRS/WHOLESALERS
MOTOR/ENG. MFGR. BOAT SERVICES
ACC./SUPPLIES MFGR.



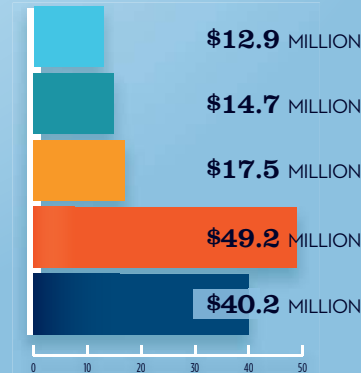
ESTIMATED JOBS IMPACT OF RECREATIONAL BOATING-RELATED SPENDING IN SC-2

EST. TOTAL JOBS	4,555
EST. TOTAL LABOR INCOME (MILLIONS)	\$188.4
Est. Direct Income	\$76.5
Est. Indirect Income	\$47.0
Est. Induced Income	\$64.9



RECREATIONAL BOATING INDUSTRY SALES IN SC-2

Boat Building	\$12.9
Motor / Engine Mfgr.	\$14.7
Accessory / Supplies Mfgr.	\$17.5
TOTAL MFGR. SALES	\$45.1
Dealers / Wholesalers	\$49.2
Boat Services	\$40.2
TOTAL RETAIL & SERVICES SALES	\$89.2



BOAT BUILDING DLRS/WHOLESALERS
MOTOR/ENG. MFGR. BOAT SERVICES
ACC./SUPPLIES MFGR.



National Marine Manufacturers Association

nmma.org

ECONOMIC SIGNIFICANCE OF RECREATIONAL BOATING IN SOUTH CAROLINA



TOTAL ANNUAL ECONOMIC IMPACT OF RECREATIONAL BOATING:

\$710.4 MILLION

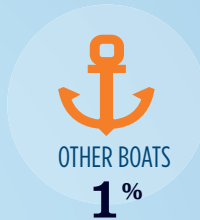


CONGRESSIONAL DISTRICT 3

Number of Recreational Boats*	67,473
Recreational Boating Industry Businesses	88
Total Jobs	5,598
Annual Recreational Boating-Related Spending	\$301.2 MILLION

RECREATIONAL BOATS IN SC-3

TOTAL BOATS* ▶ **67,473**

REGISTERED BOATS	67,473
Power boats	56,973
PWCs	8,724
Sailboats	897
Other Boats	879
HOUSEHOLDS PER BOAT	3.8

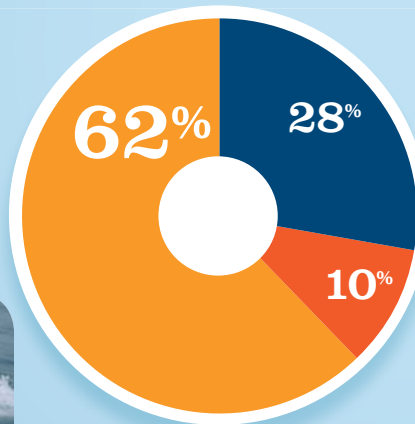


* Total boats are registered boats as reported by states to the USCG.

RECREATIONAL BOATING CREATES JOBS IN SC-3

TOTAL BOATING JOBS ▶ **1,593**

Boat Building	-
Motor / Engine Mfgr.	-
Accessory / Supplies Mfgr.	987
Dealers / Wholesalers	162
Boat Services	444



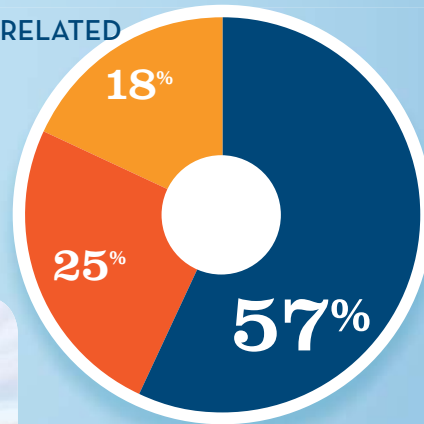
● BOAT BUILDING †
● MOTOR/ENG. MFGR. †
● ACC./SUPPLIES MFGR.
● DLRS/WHOLESALERS
● BOAT SERVICES
 † 0%



RECREATIONAL BOATING-RELATED BUSINESSES IN SC-3

TOTAL BUSINESSES **88**

Boat Building	-
Motor / Engine Mfgr.	-
Accessory / Supplies Mfgr.	16
Dealers / Wholesalers	22
Boat Services	50



● BOAT BUILDING †
● MOTOR/ENG. MFGR. †
● ACC./SUPPLIES MFGR.
● DLRS/WHOLESALERS
● BOAT SERVICES
 † 0%




ESTIMATED JOBS IMPACT OF RECREATIONAL BOATING-RELATED SPENDING IN SC-3

EST. TOTAL JOBS ▶ **5,598**

EST. TOTAL LABOR INCOME **\$232.1** MILLIONS

Est. Direct Income	\$94.2
Est. Indirect Income	\$58.0
Est. Induced Income	\$79.9



RECREATIONAL BOATING INDUSTRY SALES IN SC-3

Boat Building	\$0.0	\$0.0 MILLION
Motor / Engine Mfgr.	\$0.0	\$0.0 MILLION
Accessory / Supplies Mfgr.	\$246.3	\$0.0 MILLION
TOTAL MFG. SALES	\$246.3	
Dealers / Wholesalers	\$89.6	\$246.3 MILLION
Boat Services	\$177.1	\$89.6 MILLION
TOTAL RETAIL & SERVICES SALES	\$266.7	\$177.1 MILLION

● BOAT BUILDING
● MOTOR/ENG. MFGR.
● ACC./SUPPLIES MFGR.
● DLRS/WHOLESALERS
● BOAT SERVICES

Source: NMMMA's Center of Knowledge; Recreational Marine Research Center at Michigan State University



National Marine Manufacturers Association

nmma.org

ECONOMIC SIGNIFICANCE OF RECREATIONAL BOATING IN SOUTH CAROLINA

CONGRESSIONAL DISTRICT 4

Number of Recreational Boats*	33,381
Recreational Boating Industry Businesses	36
Total Jobs	2,568
Annual Recreational Boating-Related Spending	\$301.2 MILLION

TOTAL ANNUAL ECONOMIC IMPACT OF RECREATIONAL BOATING:



\$326.2 MILLION



RECREATIONAL BOATS IN SC-4

TOTAL BOATS* **33,381**

REGISTERED BOATS	33,381
Power boats	27,692
PWCs	4,538
Sailboats	571
Other Boats	580
HOUSEHOLDS PER BOAT	7.8

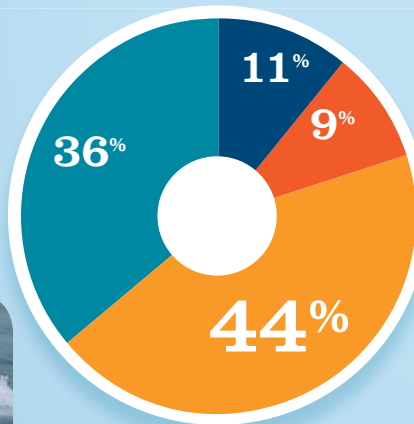


* Total boats are registered boats as reported by states to the USCG.

RECREATIONAL BOATING CREATES JOBS IN SC-4

TOTAL BOATING JOBS **325**

Boat Building	-
Motor / Engine Mfgr.	118
Accessory / Supplies Mfgr.	144
Dealers / Wholesalers	27
Boat Services	36



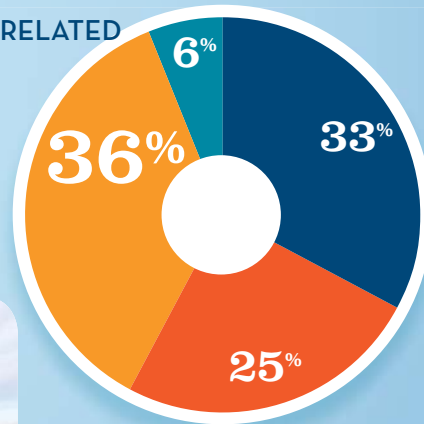
BOAT BUILDING †
MOTOR/ENG. MFRG.
ACC./SUPPLIES MFRG.
DLRS/WHOLESALERS
BOAT SERVICES
† 0%



RECREATIONAL BOATING-RELATED BUSINESSES IN SC-4

TOTAL BUSINESSES **36**

Boat Building	-
Motor / Engine Mfgr.	2
Accessory / Supplies Mfgr.	13
Dealers / Wholesalers	9
Boat Services	12



BOAT BUILDING †
MOTOR/ENG. MFRG.
ACC./SUPPLIES MFRG.
DLRS/WHOLESALERS
BOAT SERVICES
† 0%

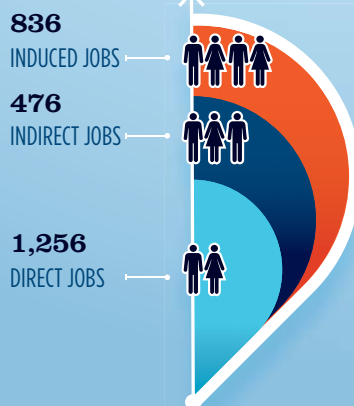


ESTIMATED JOBS IMPACT OF RECREATIONAL BOATING-RELATED SPENDING IN SC-4

EST. TOTAL JOBS **2,568**

EST. TOTAL LABOR INCOME **\$106.3** MILLIONS

Est. Direct Income	\$43.0
Est. Indirect Income	\$26.7
Est. Induced Income	\$36.6

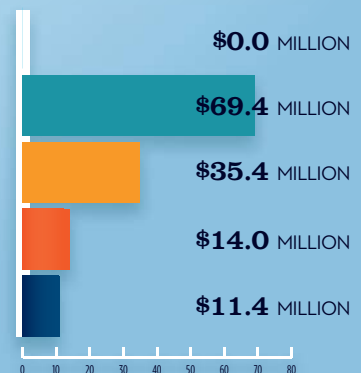


RECREATIONAL BOATING INDUSTRY SALES IN SC-4

Boat Building	\$0.0
Motor / Engine Mfgr.	\$69.4
Accessory / Supplies Mfgr.	\$35.4
TOTAL MFRG. SALES	\$104.8

Dealers / Wholesalers	\$14.0
Boat Services	\$11.4
TOTAL RETAIL & SERVICES SALES	\$25.4

BOAT BUILDING	DLRS/WHOLESALERS
MOTOR/ENG. MFRG.	BOAT SERVICES
ACC./SUPPLIES MFRG.	



Source: NMMMA's Center of Knowledge; Recreational Marine Research Center at Michigan State University



National Marine Manufacturers Association

nmma.org

ECONOMIC SIGNIFICANCE OF RECREATIONAL BOATING IN SOUTH CAROLINA



TOTAL ANNUAL ECONOMIC IMPACT OF RECREATIONAL BOATING:

\$639.3 MILLION

CONGRESSIONAL DISTRICT 7



Number of Recreational Boats*	60,882
Recreational Boating Industry Businesses	125
Total Jobs	3,982
Annual Recreational Boating-Related Spending	\$215.7 MILLION

RECREATIONAL BOATS IN SC-7

TOTAL BOATS* ▶ **60,882**

REGISTERED BOATS	60,882
Power boats	52,438
PWCs	4,855
Sailboats	587
Other Boats	3,002

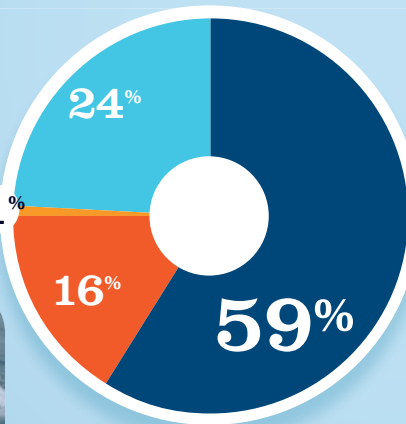
HOUSEHOLDS PER BOAT **4.4**



* Total boats are registered boats as reported by states to the USCG.

RECREATIONAL BOATING CREATES JOBS IN SC-7

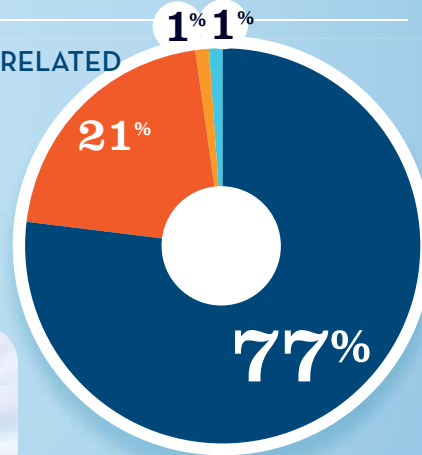
TOTAL BOATING JOBS	879
Boat Building	215
Motor / Engine Mfgr.	-
Accessory / Supplies Mfgr.	9
Dealers / Wholesalers	138
Boat Services	517



BOAT BUILDING 24%
DLRS/WHOLESALERS 16%
MOTOR/ENG. MFGR. † 1%
BOAT SERVICES 59%
ACC./SUPPLIES MFGR. † 0%

RECREATIONAL BOATING-RELATED BUSINESSES IN SC-7

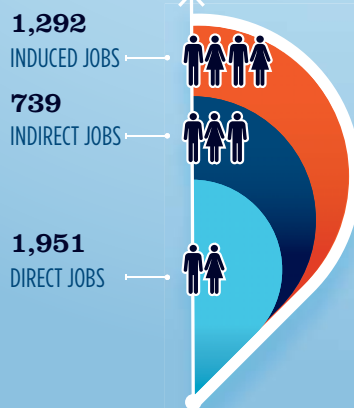
TOTAL BUSINESSES	125
Boat Building	1
Motor / Engine Mfgr.	-
Accessory / Supplies Mfgr.	2
Dealers / Wholesalers	26
Boat Services	96



BOAT BUILDING 1%
DLRS/WHOLESALERS 21%
MOTOR/ENG. MFGR. † 1%
BOAT SERVICES 77%
ACC./SUPPLIES MFGR. † 0%

ESTIMATED JOBS IMPACT OF RECREATIONAL BOATING-RELATED SPENDING IN SC-7

EST. TOTAL JOBS	3,982
EST. TOTAL LABOR INCOME	\$164.1 MILLIONS
Est. Direct Income	\$66.2
Est. Indirect Income	\$41.4
Est. Induced Income	\$56.5



RECREATIONAL BOATING INDUSTRY SALES IN SC-7

Boat Building	\$23.6	\$23.6 MILLION
Motor / Engine Mfgr.	\$0.0	\$0.0 MILLION
Accessory / Supplies Mfgr.	\$1.7	\$1.7 MILLION
TOTAL MFG. SALES	\$25.3	
Dealers / Wholesalers	\$65.0	\$65.0 MILLION
Boat Services	\$98.4	\$98.4 MILLION
TOTAL RETAIL & SERVICES SALES	\$163.4	

BOAT BUILDING 23.6%
DLRS/WHOLESALERS 65.0%
MOTOR/ENG. MFGR. 0.0%
BOAT SERVICES 98.4%
ACC./SUPPLIES MFGR. 1.7%

Source: NMMMA's Center of Knowledge; Recreational Marine Research Center at Michigan State University