



National Marine Manufacturers Association

nmma.org

ECONOMIC SIGNIFICANCE OF RECREATIONAL BOATING IN MISSISSIPPI



TOTAL ANNUAL ECONOMIC IMPACT OF RECREATIONAL BOATING:

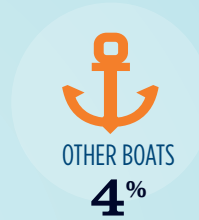

\$1.43 BILLION

Number of Recreational Boats*	172,453
Recreational Boating Industry Businesses	220
Total Jobs	11,239
Annual Recreational Boating-Related Spending	\$611.2 MILLION

RECREATIONAL BOATS IN MISSISSIPPI

TOTAL BOATS* ▶ 172,453

REGISTERED BOATS	172,453
Power boats	152,655
PWCs	12,415
Sailboats	1,237
Other Boats	6,146
HOUSEHOLDS PER BOAT	6.5

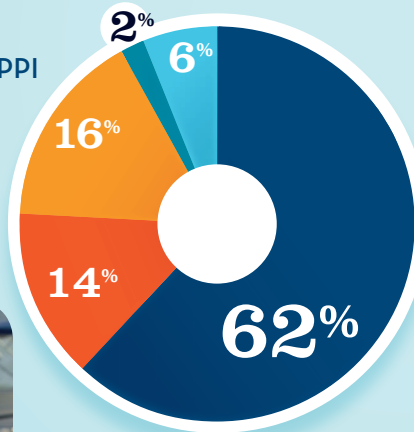


* Total boats are registered boats as reported by states to the USCG.

RECREATIONAL BOATING CREATES JOBS IN MISSISSIPPI

TOTAL BOATING JOBS ▶ 1,515

Boat Building	91
Motor / Engine Mfgr.	27
Accessory / Supplies Mfgr.	240
Dealers / Wholesalers	218
Boat Services	939



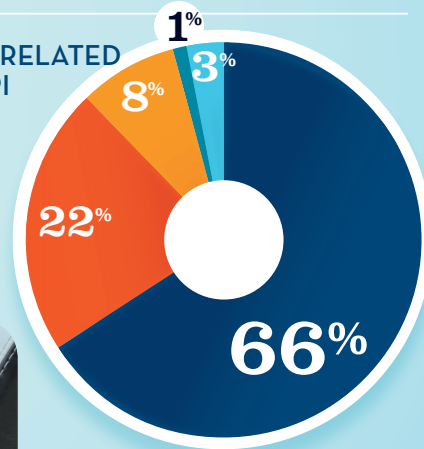
● BOAT BUILDING
● DLRS/WHOLESALEERS
● MOTOR/ENG. MFGR.
● BOAT SERVICES
● ACC./SUPPLIES MFGR.



RECREATIONAL BOATING-RELATED BUSINESSES IN MISSISSIPPI

TOTAL BUSINESSES ▶ 220

Boat Building	6
Motor / Engine Mfgr.	3
Accessory / Supplies Mfgr.	17
Dealers / Wholesalers	49
Boat Services	145



● BOAT BUILDING
● DLRS/WHOLESALEERS
● MOTOR/ENG. MFGR.
● BOAT SERVICES
● ACC./SUPPLIES MFGR.

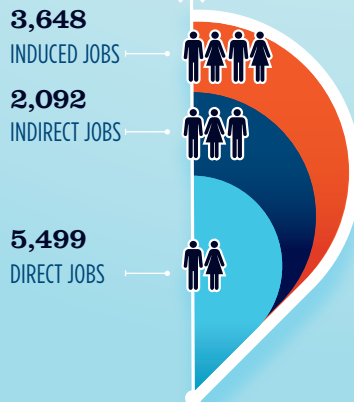


ESTIMATED JOBS IMPACT OF RECREATIONAL BOATING-RELATED SPENDING IN MISSISSIPPI

EST. TOTAL JOBS ▶ 11,239

EST. TOTAL LABOR INCOME ▶ \$463.7 MILLIONS

Est. Direct Income	\$186.7
Est. Indirect Income	\$117.3
Est. Induced Income	\$159.7



RECREATIONAL BOATING INDUSTRY SALES IN MISSISSIPPI

Boat Building	\$23.5 MILLION
Motor / Engine Mfgr.	\$15.9 MILLION
Accessory / Supplies Mfgr.	\$58.4 MILLION
TOTAL MFGR. SALES	\$97.8 MILLION
Dealers / Wholesalers	\$104.7 MILLION
Boat Services	\$335.3 MILLION
TOTAL RETAIL & SERVICES SALES	\$440.0 MILLION

● BOAT BUILDING
● DLRS/WHOLESALEERS
● MOTOR/ENG. MFGR.
● BOAT SERVICES
● ACC./SUPPLIES MFGR.



National Marine Manufacturers Association

nmma.org

ECONOMIC SIGNIFICANCE OF RECREATIONAL BOATING IN MISSISSIPPI

CONGRESSIONAL DISTRICT 1

Number of Recreational Boats*	40,883
Recreational Boating Industry Businesses	35
Total Jobs	2,707
Annual Recreational Boating-Related Spending	\$147.6 MILLION



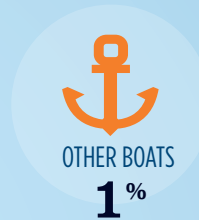

TOTAL ANNUAL ECONOMIC IMPACT OF RECREATIONAL BOATING:

\$345.5 MILLION

RECREATIONAL BOATS IN MS-1

TOTAL BOATS* **▶ 40,883**

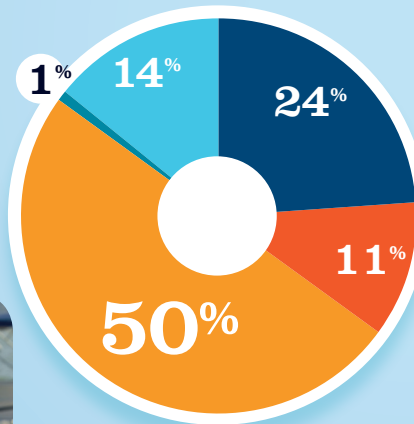
REGISTERED BOATS	40,883
Power boats	36,924
PWCs	3,478
Sailboats	166
Other Boats	315
HOUSEHOLDS PER BOAT	7.0



* Total boats are registered boats as reported by states to the USCG.

RECREATIONAL BOATING CREATES JOBS IN MS-1

TOTAL BOATING JOBS	▶ 280
Boat Building	40
Motor / Engine Mfgr.	2
Accessory / Supplies Mfgr.	139
Dealers / Wholesalers	30
Boat Services	69

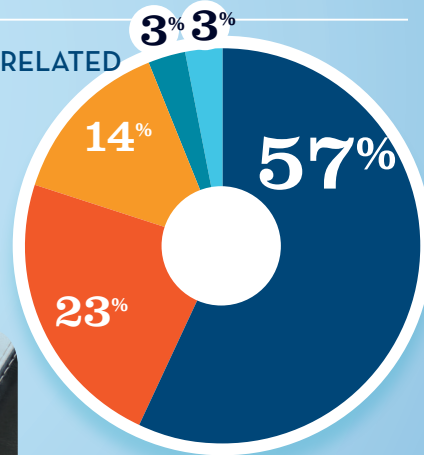


● BOAT BUILDING ● DLRS/WHOLESALERS
● MOTOR/ENG. MFG. ● BOAT SERVICES
● ACC./SUPPLIES MFG.



RECREATIONAL BOATING-RELATED BUSINESSES IN MS-1

TOTAL BUSINESSES	▶ 35
Boat Building	1
Motor / Engine Mfgr.	1
Accessory / Supplies Mfgr.	5
Dealers / Wholesalers	8
Boat Services	20

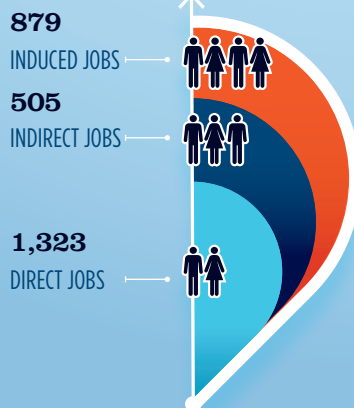


● BOAT BUILDING ● DLRS/WHOLESALERS
● MOTOR/ENG. MFG. ● BOAT SERVICES
● ACC./SUPPLIES MFG.



ESTIMATED JOBS IMPACT OF RECREATIONAL BOATING-RELATED SPENDING IN MS-1

EST. TOTAL JOBS	▶ 2,707
EST. TOTAL LABOR INCOME	▶ \$111.7 MILLIONS
Est. Direct Income	\$44.9
Est. Indirect Income	\$28.3
Est. Induced Income	\$38.5



RECREATIONAL BOATING INDUSTRY SALES IN MS-1

Boat Building	\$10.3 MILLION
Motor / Engine Mfgr.	\$1.2 MILLION
Accessory / Supplies Mfgr.	\$35.6 MILLION
TOTAL MFG. SALES	▶ \$47.1
Dealers / Wholesalers	\$14.1 MILLION
Boat Services	\$20.7 MILLION
TOTAL RETAIL & SERVICES SALES	▶ \$34.8

● BOAT BUILDING ● DLRS/WHOLESALERS
● MOTOR/ENG. MFG. ● BOAT SERVICES
● ACC./SUPPLIES MFG.

Source: NMMMA's Center of Knowledge; Recreational Marine Research Center at Michigan State University



National Marine Manufacturers Association

nmma.org

ECONOMIC SIGNIFICANCE OF RECREATIONAL BOATING IN MISSISSIPPI

CONGRESSIONAL DISTRICT 2

Number of Recreational Boats*	29,732
Recreational Boating Industry Businesses	28
Total Jobs	1,793
Annual Recreational Boating-Related Spending	\$98.3 MILLION



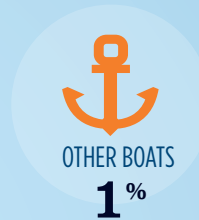

TOTAL ANNUAL ECONOMIC IMPACT OF RECREATIONAL BOATING:

\$229.2 MILLION

RECREATIONAL BOATS IN MS-2

TOTAL BOATS* **29,732**

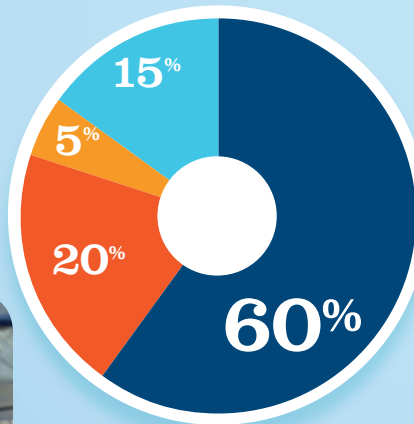
REGISTERED BOATS	29,732
Power boats	27,767
PWCs	1,583
Sailboats	132
Other Boats	250
HOUSEHOLDS PER BOAT	9.0



* Total boats are registered boats as reported by states to the USCG.

RECREATIONAL BOATING CREATES JOBS IN MS-2

TOTAL BOATING JOBS	177
Boat Building	26
Motor / Engine Mfgr.	-
Accessory / Supplies Mfgr.	10
Dealers / Wholesalers	35
Boat Services	106

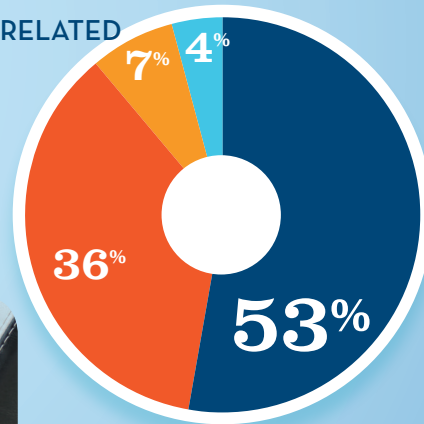


BOAT BUILDING 15%
DLRS/WHOLESALERS 20%
MOTOR/ENG. MFGR. † 0%
ACC./SUPPLIES MFGR. 5%
BOAT SERVICES 60%



RECREATIONAL BOATING-RELATED BUSINESSES IN MS-2

TOTAL BUSINESSES	28
Boat Building	1
Motor / Engine Mfgr.	-
Accessory / Supplies Mfgr.	2
Dealers / Wholesalers	10
Boat Services	15

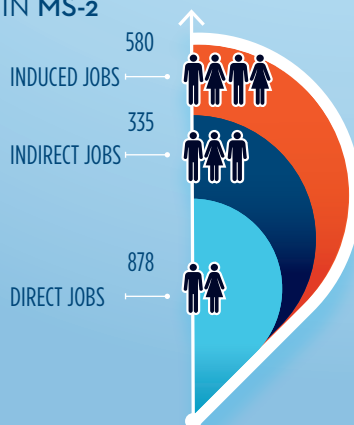


BOAT BUILDING 4%
DLRS/WHOLESALERS 36%
MOTOR/ENG. MFGR. † 0%
ACC./SUPPLIES MFGR. 7%
BOAT SERVICES 53%



ESTIMATED JOBS IMPACT OF RECREATIONAL BOATING-RELATED SPENDING IN MS-2

EST. TOTAL JOBS	1,793
EST. TOTAL LABOR INCOME	\$73.7 MILLIONS
Est. Direct Income	\$29.5
Est. Indirect Income	\$18.8
Est. Induced Income	\$25.4



RECREATIONAL BOATING INDUSTRY SALES IN MS-2

Boat Building	\$6.7	\$6.7 MILLION
Motor / Engine Mfgr.	\$0.0	\$0.0 MILLION
Accessory / Supplies Mfgr.	\$2.0	\$2.0 MILLION
TOTAL MFGR. SALES	\$8.7	
Dealers / Wholesalers	\$16.5	\$16.5 MILLION
Boat Services	\$22.4	\$22.4 MILLION
TOTAL RETAIL & SERVICES SALES	\$38.9	

BOAT BUILDING 6.7%
DLRS/WHOLESALERS 16.5%
MOTOR/ENG. MFGR. 0.0%
ACC./SUPPLIES MFGR. 2.0%
BOAT SERVICES 22.4%

Source: NMMMA's Center of Knowledge; Recreational Marine Research Center at Michigan State University



National Marine Manufacturers Association

nmma.org

ECONOMIC SIGNIFICANCE OF RECREATIONAL BOATING IN MISSISSIPPI

CONGRESSIONAL DISTRICT 3



Number of Recreational Boats*	36,455
Recreational Boating Industry Businesses	39
Total Jobs	2,328
Annual Recreational Boating-Related Spending	\$127.4 MILLION



RECREATIONAL BOATS IN MS-3

TOTAL BOATS* ▶ **36,455**

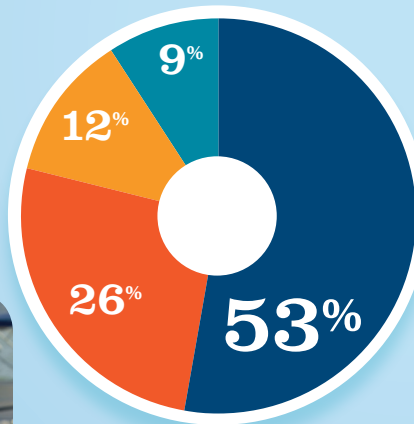
REGISTERED BOATS	36,455
Power boats	33,523
PWCs	2,456
Sailboats	266
Other Boats	210
HOUSEHOLDS PER BOAT	7.9



* Total boats are registered boats as reported by states to the USCG.

RECREATIONAL BOATING CREATES JOBS IN MS-3

TOTAL BOATING JOBS	▶ 162
Boat Building	-
Motor / Engine Mfgr.	15
Accessory / Supplies Mfgr.	19
Dealers / Wholesalers	42
Boat Services	86

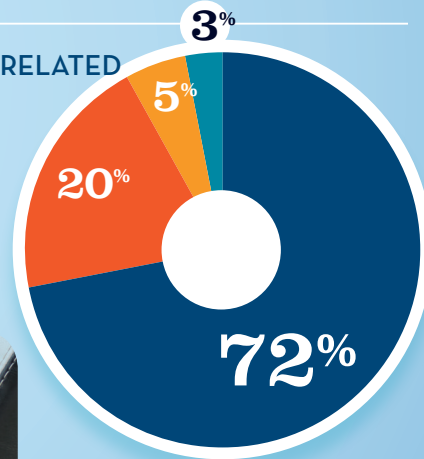


BOAT BUILDING † 0%
 MOTOR/ENG. MFGR. 12%
 ACC./SUPPLIES MFGR. 9%
 DLRS/WHOLESALERS 26%
 BOAT SERVICES 53%
 † 0%



RECREATIONAL BOATING-RELATED BUSINESSES IN MS-3

TOTAL BUSINESSES	▶ 39
Boat Building	-
Motor / Engine Mfgr.	1
Accessory / Supplies Mfgr.	2
Dealers / Wholesalers	8
Boat Services	28

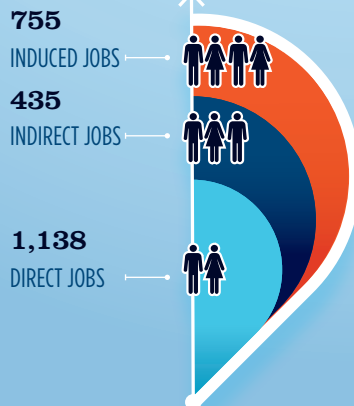


BOAT BUILDING † 0%
 MOTOR/ENG. MFGR. 5%
 ACC./SUPPLIES MFGR. 3%
 DLRS/WHOLESALERS 20%
 BOAT SERVICES 72%
 † 0%



ESTIMATED JOBS IMPACT OF RECREATIONAL BOATING-RELATED SPENDING IN MS-3

EST. TOTAL JOBS	▶ 2,328
EST. TOTAL LABOR INCOME	▶ \$95.9 MILLIONS
Est. Direct Income	\$38.5
Est. Indirect Income	\$24.4
Est. Induced Income	\$33.0



RECREATIONAL BOATING INDUSTRY SALES IN MS-3

Boat Building	\$0.0	\$0.0 MILLION
Motor / Engine Mfgr.	\$8.8	\$8.8 MILLION
Accessory / Supplies Mfgr.	\$5.0	\$5.0 MILLION
TOTAL MFGR. SALES	▶ \$13.8	
Dealers / Wholesalers	\$20.8	\$20.8 MILLION
Boat Services	\$24.5	\$24.5 MILLION
TOTAL RETAIL & SERVICES SALES	▶ \$45.3	

BOAT BUILDING 0%
 MOTOR/ENG. MFGR. 8.8%
 ACC./SUPPLIES MFGR. 5.0%
 DLRS/WHOLESALERS 20.8%
 BOAT SERVICES 24.5%
 † 0%



National Marine Manufacturers Association

nmma.org

ECONOMIC SIGNIFICANCE OF RECREATIONAL BOATING IN MISSISSIPPI

CONGRESSIONAL DISTRICT 4

Number of Recreational Boats*	60,215
Recreational Boating Industry Businesses	118
Total Jobs	4,404
Annual Recreational Boating-Related Spending	\$237.6 MILLION




TOTAL ANNUAL ECONOMIC IMPACT OF RECREATIONAL BOATING:

\$558.7 MILLION

RECREATIONAL BOATS IN MS-4

TOTAL BOATS* ▶ **60,215**

REGISTERED BOATS	60,215
Power boats	54,425
PWCs	4,895
Sailboats	671
Other Boats	224
HOUSEHOLDS PER BOAT	4.7

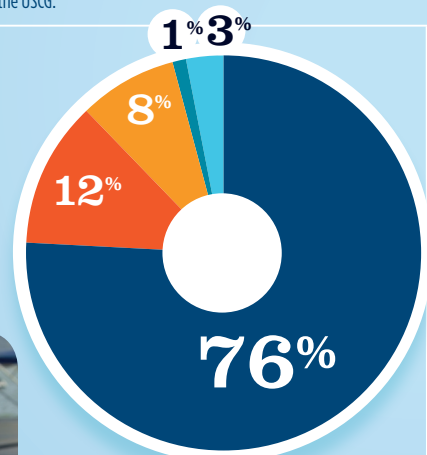


* Total boats are registered boats as reported by states to the USCG.

RECREATIONAL BOATING CREATES JOBS IN MS-4

TOTAL BOATING JOBS ▶ **896**

Boat Building	25
Motor / Engine Mfgr.	10
Accessory / Supplies Mfgr.	72
Dealers / Wholesalers	111
Boat Services	678



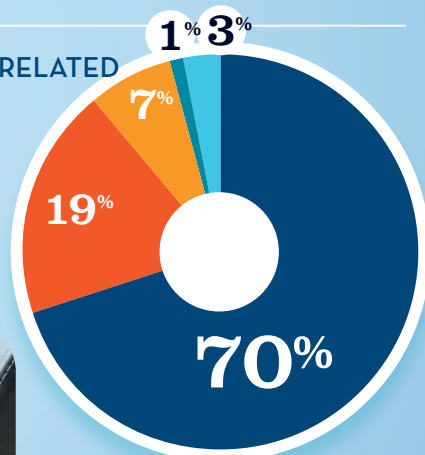
BOAT BUILDING (1%)
MOTOR/ENG. MFGR. (8%)
ACC./SUPPLIES MFGR. (3%)
DLRS/WHOLESALERS (12%)
BOAT SERVICES (76%)



RECREATIONAL BOATING-RELATED BUSINESSES IN MS-4

TOTAL BUSINESSES ▶ **118**

Boat Building	4
Motor / Engine Mfgr.	1
Accessory / Supplies Mfgr.	8
Dealers / Wholesalers	23
Boat Services	82



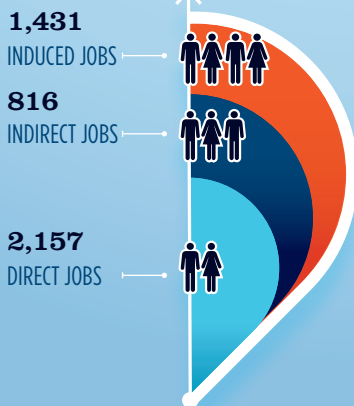
BOAT BUILDING (1%)
MOTOR/ENG. MFGR. (7%)
ACC./SUPPLIES MFGR. (3%)
DLRS/WHOLESALERS (19%)
BOAT SERVICES (70%)



ESTIMATED JOBS IMPACT OF RECREATIONAL BOATING-RELATED SPENDING IN MS-4

EST. TOTAL JOBS ▶ **4,404**

EST. TOTAL LABOR INCOME	\$181.9 MILLIONS
Est. Direct Income	\$73.6
Est. Indirect Income	\$45.7
Est. Induced Income	\$62.6



RECREATIONAL BOATING INDUSTRY SALES IN MS-4

Boat Building	\$6.5	\$6.5 MILLION
Motor / Engine Mfgr.	\$5.9	\$5.9 MILLION
Accessory / Supplies Mfgr.	\$15.8	\$15.8 MILLION
TOTAL MFGR. SALES	▶ \$28.2	
Dealers / Wholesalers	\$53.3	\$53.3 MILLION
Boat Services	\$267.7	\$267.7 MILLION
TOTAL RETAIL & SERVICES SALES	▶ \$321.0	

BOAT BUILDING (1%)
MOTOR/ENG. MFGR. (7%)
ACC./SUPPLIES MFGR. (3%)
DLRS/WHOLESALERS (19%)
BOAT SERVICES (70%)