



National Marine Manufacturers Association

nmma.org

# ECONOMIC SIGNIFICANCE OF RECREATIONAL BOATING IN MASSACHUSETTS



### TOTAL ANNUAL ECONOMIC IMPACT OF RECREATIONAL BOATING:


## \$2.08 BILLION

Number of Recreational Boats*	179,727
Recreational Boating Industry Businesses	934
Total Jobs	16,760
Annual Recreational Boating-Related Spending	\$870.8 MILLION

## RECREATIONAL BOATS IN MASSACHUSETTS

TOTAL BOATS\* ▶ 179,727

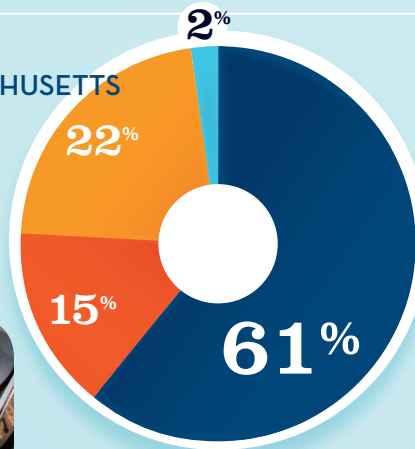
REGISTERED BOATS	179,727
Power boats	141,054
PWCs	11,889
Sailboats	10,966
Other Boats	15,818
HOUSEHOLDS PER BOAT	14.2



\* Total boats are registered boats as reported by states to the USCG.

## RECREATIONAL BOATING CREATES JOBS IN MASSACHUSETTS

TOTAL BOATING JOBS	▶ 7,421
Boat Building	138
Motor / Engine Mfgr.	23
Accessory / Supplies Mfgr.	1,624
Dealers / Wholesalers	1,082
Boat Services	4,554

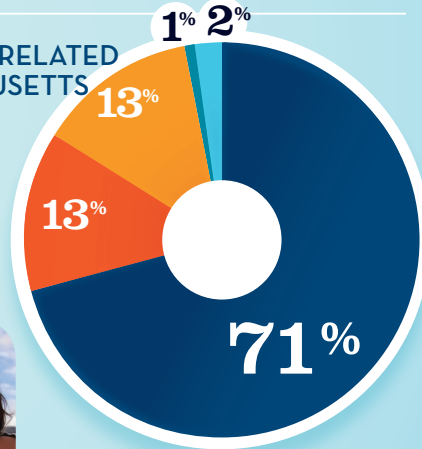


● BOAT BUILDING
 ● DLRS/WHOLESALERS  
● MOTOR/ENG. MFGR.
 ● BOAT SERVICES  
● ACC./SUPPLIES MFGR.



## RECREATIONAL BOATING-RELATED BUSINESSES IN MASSACHUSETTS

TOTAL BUSINESSES	▶ 934
Boat Building	22
Motor / Engine Mfgr.	4
Accessory / Supplies Mfgr.	122
Dealers / Wholesalers	124
Boat Services	662

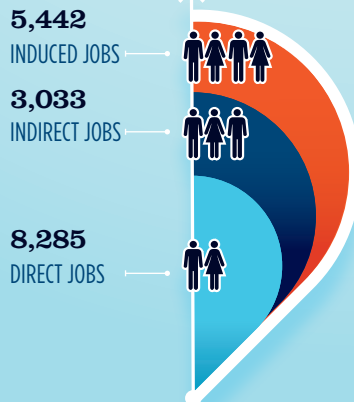


● BOAT BUILDING
 ● DLRS/WHOLESALERS  
● MOTOR/ENG. MFGR.
 ● BOAT SERVICES  
● ACC./SUPPLIES MFGR.



## ESTIMATED JOBS IMPACT OF RECREATIONAL BOATING-RELATED SPENDING IN MASSACHUSETTS

EST. TOTAL JOBS	▶ 16,760
EST. TOTAL LABOR INCOME	▶ \$691.8 MILLIONS
Est. Direct Income	\$285.6
Est. Indirect Income	\$168.0
Est. Induced Income	\$238.2



## RECREATIONAL BOATING INDUSTRY SALES IN MASSACHUSETTS

Boat Building	\$35.6 MILLION
Motor / Engine Mfgr.	\$13.5 MILLION
Accessory / Supplies Mfgr.	\$261.1 MILLION
<b>TOTAL MFGR. SALES</b>	<b>▶ \$310.2 MILLION</b>
Dealers / Wholesalers	\$520.4 MILLION
Boat Services	\$1,163.7 MILLION
<b>TOTAL RETAIL &amp; SERVICES SALES</b>	<b>▶ \$1,684.1 MILLION</b>

● BOAT BUILDING
 ● DLRS/WHOLESALERS  
● MOTOR/ENG. MFGR.
 ● BOAT SERVICES  
● ACC./SUPPLIES MFGR.