



National Marine Manufacturers Association

nmma.org

ECONOMIC SIGNIFICANCE OF RECREATIONAL BOATING IN DISTRICT OF COLUMBIA



**TOTAL ANNUAL
ECONOMIC IMPACT
OF RECREATIONAL BOATING:**

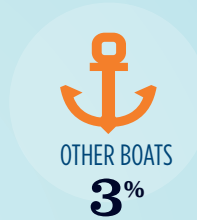

\$71.2 MILLION

Number of Recreational Boats*	3,332
Recreational Boating Industry Businesses	27
Total Jobs	608
Annual Recreational Boating-Related Spending	\$28.8 MILLION

RECREATIONAL BOATS IN DC

TOTAL BOATS* ▶ **3,332**

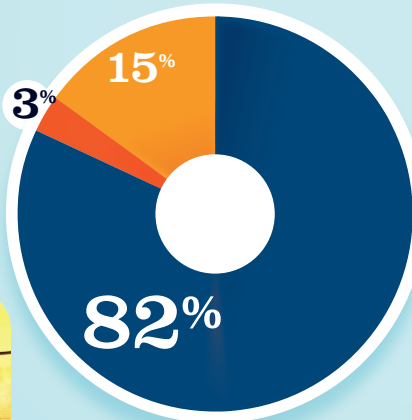
REGISTERED BOATS	3,332
Power boats	2,396
PWCs	178
Sailboats	656
Other Boats	102
HOUSEHOLDS PER BOAT	80.8



* Total boats are registered boats as reported by states to the USCG.

RECREATIONAL BOATING CREATES JOBS IN DC

TOTAL BOATING JOBS	▶ 184
Boat Building	—
Motor / Engine Mfrgr.	—
Accessory / Supplies Mfrgr.	27
Dealers / Wholesalers	5
Boat Services	152



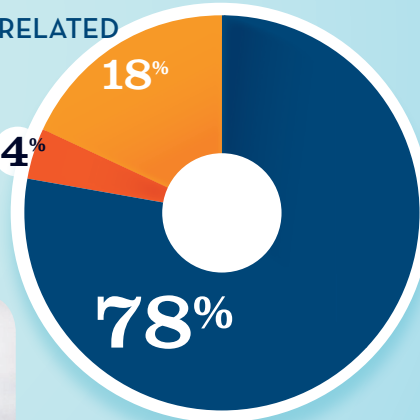
● BOAT BUILDING[†]
● DLRS/WHOLESALERS
 ● MOTOR/ENG. MFRGR.[†]
● BOAT SERVICES

† 0%



RECREATIONAL BOATING-RELATED BUSINESSES IN DC

TOTAL BUSINESSES	▶ 27
Boat Building	—
Motor / Engine Mfrgr.	—
Accessory / Supplies Mfrgr.	5
Dealers / Wholesalers	1
Boat Services	21




● BOAT BUILDING[†]
● DLRS/WHOLESALERS
 ● MOTOR/ENG. MFRGR.[†]
● BOAT SERVICES

† 0%



ESTIMATED JOBS IMPACT OF RECREATIONAL BOATING-RELATED SPENDING IN DC

EST. TOTAL JOBS	▶ 608
EST. TOTAL LABOR INCOME	\$25.0 MILLIONS
Est. Direct Income	\$10.8
Est. Indirect Income	\$5.6
Est. Induced Income	\$8.6



RECREATIONAL BOATING INDUSTRY SALES IN DC

Boat Building	\$0.0	\$0.0 MILLION
Motor / Engine Mfrgr.	\$0.0	\$0.0 MILLION
Accessory / Supplies Mfrgr.	\$6.1	\$0.0 MILLION
TOTAL MFRGR. SALES	▶ \$6.0	
Dealers / Wholesalers	\$3.6	\$6.1 MILLION
Boat Services	\$29.5	\$3.6 MILLION
TOTAL RETAIL & SERVICES SALES	▶ \$33.1	\$29.5 MILLION

● BOAT BUILDING
 ● DLRS/WHOLESALERS
 ● MOTOR/ENG. MFRGR.
 ● BOAT SERVICES

● ACC./SUPPLIES MFRGR.

Source: NMMA's Center of Knowledge; Recreational Marine Research Center at Michigan State University